




San Diego County Cannabis Public Health Initiative (CPHI) Data Snapshot

Number of Emergency Department Discharges for Cannabis-Related Diagnoses in San Diego County, 2015-2021



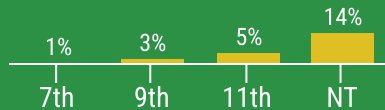
In 2021, the rate of cannabis-related discharges surpassed **36 per day**, marking a steady increase over the past four years.

Source: CDPH, HCAI, ED Data, and Patient Discharge Data, 2019-2021

Lifetime Vaping of Cannabis

Reported lifetime use of cannabis vaping has decreased across all grade levels (7th, 9th, 11th, Non-Traditional).

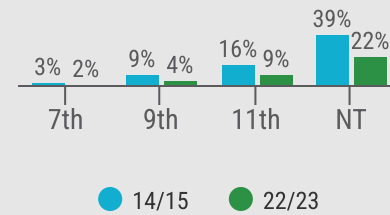
Current Vaping of Cannabis - 22/23*



Source: CHKS, 2018-2022
*Survey question was added during the 2022/2023 administration

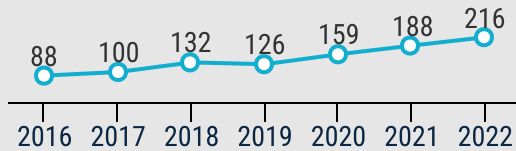
Past 30-Day Use

Reported use of cannabis in the past 30 days has decreased among all grade levels (7th, 9th, 11th, and Non-Traditional).



Source: CHKS, 2015-2022

Number of Marijuana Human Exposure Cases for San Diego County, 2016-2022

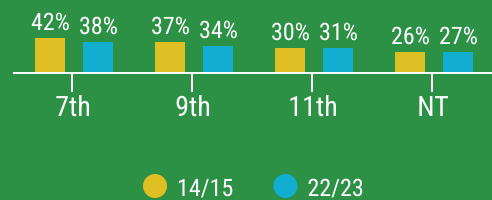


There has been a **145% increase in marijuana exposure cases** handled by the California Poison Control Center since the implementation of Prop 64 in 2016.

Source: California Poison Control System

Perception of Harm

The occurrence of students reporting 'great' harm from occasional marijuana use has decreased or remained stable across all grade levels (7th, 9th, 11th, Non-Traditional).



Source: CHKS, 2015-2022

For more details, resources, and data, please visit the CPHI website at <https://www.ccrconsulting.org/initiatives/cannabis-public-health>.