





































































































# The most successful accelerators

Ranking is based on a scoring model using CB Insights datasets — see the methodology for more.

	Rank ▼	Accelerator	2020 portfolio company count	Number of portfolio companies earning follow-on deals	Notable portfolio companies
	1	 <b>Combinator</b>	549	284	 <b>whatnot</b>  <b>JEEVES</b>  <b>ZIP</b>
	2	 <b>PLUGANDPLAY</b>	958	410	 <b>wallbox</b>  <b>轻舟 QCRAFT</b>  <b>synthesia</b>
	3	 <b>TECH NATION</b>	142	97	 <b>multiverse</b>  <b>LandTech</b>  <b>zencargo</b>
	4	 <b>SUSV</b>	151	96	 <b>green U-ION</b>  <b>butlr</b>  <b>LEAD OPTIK</b>
	5	 <b>peak xv</b>	36	30	 <b>mod.io</b>  <b>atlan</b>  <b>LAMBDATEST</b>
	6	 <b>SAP</b>	103	46	 <b>HERO</b>  <b>CROSSCHQ</b>  <b>cogniac</b>
	7	 <b>CREATIVE DESTRUCTION</b>	176	82	 <b>NTH CYCLE</b>  <b>pixxel</b>  <b>HumanSignal</b>
	8	 <b>Google</b>	260	109	 <b>lovys</b>  <b>Jasper</b>  <b>kencko</b>
	9	 <b>techstars_</b>	463	185	 <b>PROJECT CANARY</b>  <b>HYDRO WINDENERGY</b>  <b>Datafold</b>
	10	 <b>European Institute of Innovation &amp; Technology</b>	236	99	 <b>corti</b>  <b>turbine.</b>  <b>deepomatic</b>
	11	 <b>MEDTECH INNOVATOR</b>	83	32	 <b>iTERATIVE HEALTH™</b>  <b>Inflammatix</b>  <b>biolinq</b>
	12	 <b>VISA</b>	56	24	 <b>Thought Machine</b>  <b>ENVEIL</b>  <b>MOCAFI</b>
	13	 <b>KOREA TECH INCUBATOR PROGRAM</b>	310	108	 <b>rebellions_</b>  <b>HYPERITHM</b>  <b>ILAb</b>
	14	 <b>GERMAN ACCELERATOR®</b>	100	45	 <b>Swobbee</b>  <b>Moonfare</b>  <b>WINGCOPTER</b>
	15	 <b>PARTNERSHIP for New York City</b>	39	21	 <b>Arthur</b>  <b>DATAFLEETS</b>  <b>ALKYMI</b>
	16	 <b>ALLIANCE</b>	15	12	 <b>0x</b>  <b>dydX</b>  <b>Set   TokenSets</b>
	17	 <b>MC MASSCHALLENGE</b>	340	84	 <b>Habu</b>  <b>Farther</b>  <b>ACCERN</b>
	18	 <b>ERA GLOBAL</b>	29	18	 <b>Nayya</b>  <b>Fingerprint</b>  <b>hyro+</b>
	19	 <b>Meta</b>	90	30	 <b>olist</b>  <b>METAWAVE</b>  <b>kyte.</b>
	20	 <b>Microsoft</b>	110	32	 <b>DealShare</b>  <b>OneRail</b>  <b>magenta</b>
	21	 <b>HUB71</b>	37	18	 <b>HYDRO WINDENERGY</b>  <b>TARABUT</b>  <b>Securrency</b>
	22	 <b>VillageCapital</b>	88	35	 <b>transfr</b>  <b>TCARE</b>  <b>ALTRO</b>
	23	 <b>500</b>	124	49	 <b>EcoCart</b>  <b>dimension Formerly Trash Warrior</b>  <b>butlr</b>
	24	 <b>Tenity</b>	39	18	 <b>yokoy</b>  <b>KEYROCK</b>  <b>qumata</b>
	25	 <b>kickstart</b>	48	20	 <b>kaia health</b>  <b>InstaDeep™</b>  <b>sidekick</b>

**Methodology:** To calculate the top accelerators, we used 2020 portfolio companies as a base and looked at factors including: the size of the 2020 portfolio; how many of these companies raised a subsequent round of funding, raised \$25M or more in funding after the accelerator investment, and/or reached a \$100M+ valuation after the accelerator investment. Not all of this information is present in the infographic above. First deal rounds include seed, pre-seed, convertible note, accelerator/incubator, grant, and business plan competition. Data as of 10/24/23.