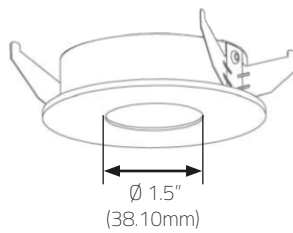

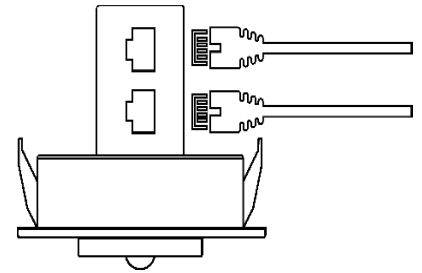


SSEN-HCMK-WH smartsensor Hard Ceiling Mounting Kit



Ceiling Cut-Out: 2-15/16" Max (74.6mm Max)
Ceiling Thickness: 3-00" Max (76.2mm Max)



GENERAL SPECIFICATIONS

Brand	wtec
Product Type	smartsensor Hard Ceiling Mounting Kit
Application	Typical use is for plaster, gypsum, millwork or other ceiling types with a thickness greater than 0-13/16" (20mm) and less than 3" (76.2mm). This mounting kit allows for termination to the smartsensor's RJ45 interface(s), which would otherwise be inaccessible. Please note, ceilings with a thickness less than 0-13/16" (20mm) do not require a mounting kit, as the smartsensors will natively mount in these ceiling types.
Ceiling Cut-Out	2-15/16" (74.6mm)
Ceiling Thickness, Max.	3" (76.2mm)
Color	White
Package Quantity	1

NOTE

Compatibility	SSEN-2G, SSEN-1-W, SSEN-1-N, SSEN-1MP-W, SSEN-1MP-N, SSEN-2-W, SSEN-2-N, SSEN-2MP-W, SSEN-2MP-N
Project specific color	This product may be painted by others