GREEN LED LIGHTING SOLUTIONS

LEDneon·flex



Version 3.3

VIVID

S 270

STATIC

PVC 120V - UL2388

c UL us LISTED E347880 · CE · RoHS COMPLIANT · INDOOR USE · OUTDOOR USE · IP68 · DMX RDM · DALI · DIMMABLE

For More Information

Toll Free: 1 (888) 580-6366

Or Visit https://glls.com/contact-us/



Light Dimension 0.45 x 1.14in (11.5x29mm)

Output	R/G/B/A/W
LED Light	SMD LED Chip
Max Run Length* Single feed	65.62ft/20meters
Light Surface	Round profile 270°
Lumen Maintenance	70,000 Hours L70 @ 25°C : 90,000 L50 @ 25°C 50,000 Hours L70 @ 50°C : 70,000 Hours L50 @ 50°C
Electrical	
Input Voltage	120V AC
Power Consumption	1.83W/ft (6W/m)
Physical	
LED Count	25 LED's/ft (84 LED's/m)
Materials	Polyvinyl Chloride (PVC)
LED Spacing	11.94 millimeter / 0.47 inch
Cutting Length	500.38 millimeter / 19.7 inch (42 LEDs)
Thermal Management	Free Air Convection
Fixture Connections	End lead wires
Minimum Bend Diameter	4.72in (120mm) (Side Bending)
Temperature Ranges	
Installation	4°F to 95°F (5°C to 35°C)
Operating	-4°F to 95° F (-20°C to 35°C)
Humidity	0- 95% Non Condensing
Dependability	
Warranty	5 Year Limited Warranty
Safety	
Certification	Tested to UL & CSA by Underwriters Laboratory for use in USA and Canada, complies with California Title 24 Requirements, Lighting Facts. Exceeds ANSI C78.377A, CE & RoHS Compliant.
IP Rated	IP65 *Max Run Length: Unless otherwise stated, snap and seamless run lengths are the same.

Colors Available

Color	Wavelength/ CCT
Red	618 - 624 Nanometer
Amber	588 - 594 Nanometer
Green	522 - 528 Nanometer
Blue	468 - 474 Nanometer
2200K	2238 ± 102K
2700K	2725 ± 145K
3000K	3045 ± 175K
3500K	3465 ± 245K
4000K	3985 ± 275K
5700K	5669 ± 355K

Lumen Count

Color	Lm/ft	Lm/m	Power	
Red	>90lm	>295.28lm	6W/m	1.83W/ft
Amber	>90lm	>295.28lm	6W/m	1.83W/ft
Green	>250lm	>820.21lm	6W/m	1.83W/ft
Blue	>38lm	>124.67lm	6W/m	1.83W/ft
2200K	>230lm	>754.59lm	6W/m	1.83W/ft
2700K	>230lm	>754.59lm	6W/m	1.83W/ft
3000K	>250lm	>820.21lm	6W/m	1.83W/ft
3500K	>250lm	>820.21lm	6W/m	1.83W/ft
4000K	>250lm	>820.21lm	6W/m	1.83W/ft
5700K	>250lm	>820.21lm	6W/m	1.83W/ft



Light Profile

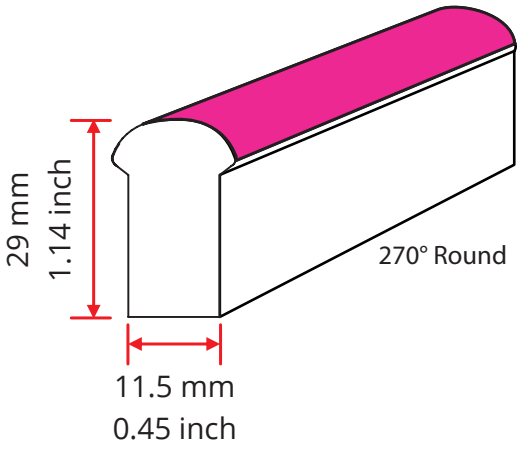

Bending Direction

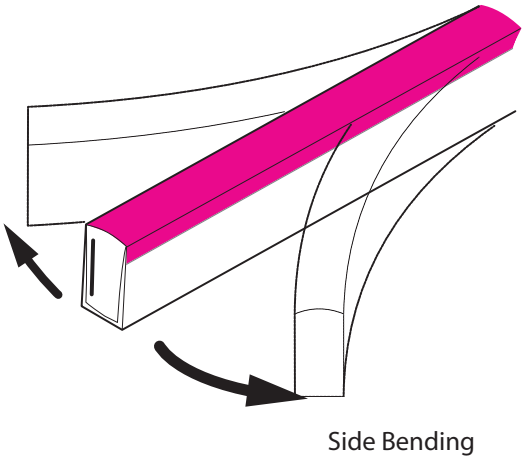

Minimum Bending Diameter

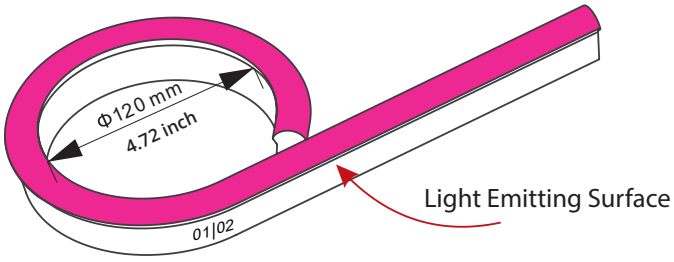

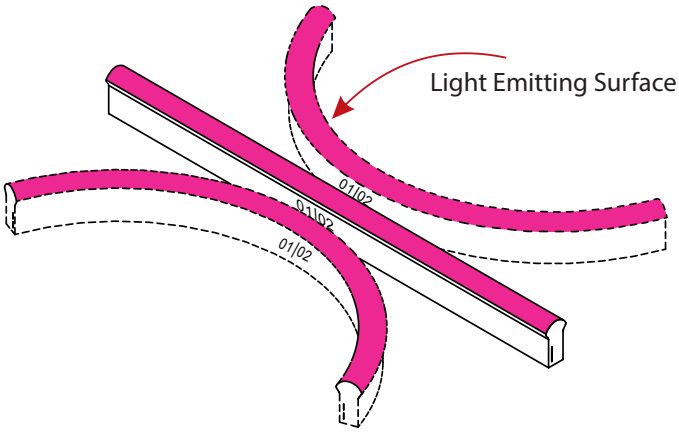

Fixtures

NF-11D-1-01-2W-E-XXX-120P

LED Color (3 digits)

LED Color (3 digits)	
RED	AMB - Amber
GRE - Green	BLU - Blue
22K....57K - Color Temperature	

Power Cord



Power Cord

4.59ft power cord with 5A backup fused plug. For use indoors or with a weatherproof cover only.

Power cord has female connector to connect with the extension.

NA-11D-1-01-2W-SE-0-C1-1M4-P

Extension



Extension

Used to extend your light, has seamless conectors on both ends. Each light extension can be up to 20m / 65.6 feet. If you don't need a length over 20m / 65.6 feet, install the attached end cap on the female connector.

End Exit
NA-11D-1-01-2W-SE-0-P1-0M3-P

Side Exit
NA-11D-1-01-2W-SE-0-P2-0M3-P

Bottom Exit
NA-11D-1-01-2W-SE-0-P3-0M3-P

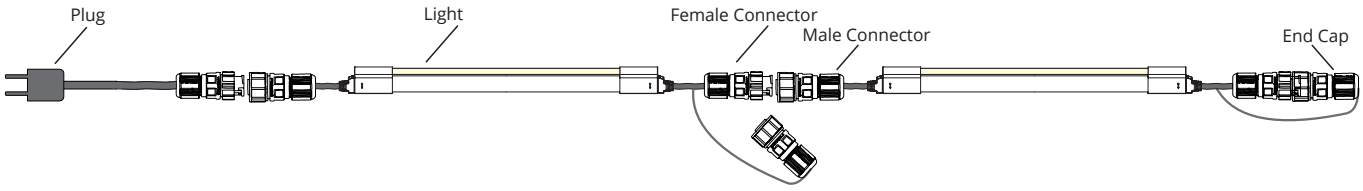



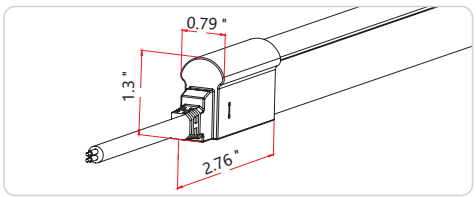

Female Connector



Male Connector



Non Extension



Non Extension

End Exit
NH-11D-1-01-2W-SE-0-J1-0M3-P

Side Exit
NA-11D-1-01-2W-SE-0-J2-0M3-P

Bottom Exit
NA-11D-1-01-2W-SE-0-J3-0M3-P

Plug And Fixture



Plug and fixture

IP65 seamless connectors, suitable for wet or dry environments

4.59ft power cord with 5A backup fused plug. For use indoors or with a weatherproof cover only.

End Exit
NA-11D-1-01-2W-SE-0-P4-1M4-P
Side Exit
NA-11D-1-01-2W-SE-0-P6-1M4-P
Bottom Exit
NA-11D-1-01-2W-SE-0-P5-1M4-P



Double Injection Moulded End Cap

NA-11D-1-01-0W-SX-2-EC-000-P

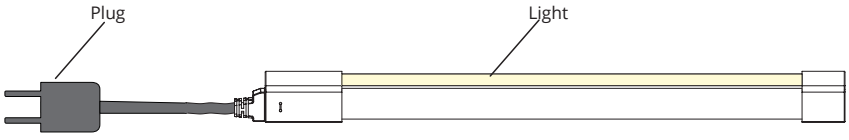

Plug



Seamless End Lead



Seamless End Cap



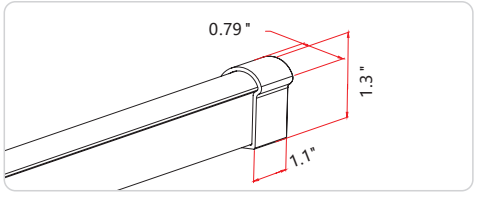



Double Injection-moulded
End Exit

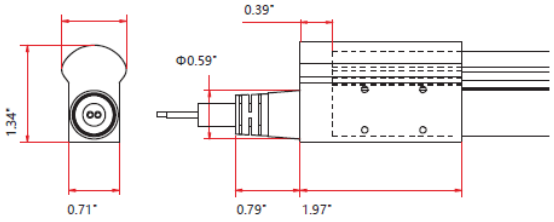



Double Injection-moulded
Bottom Exit

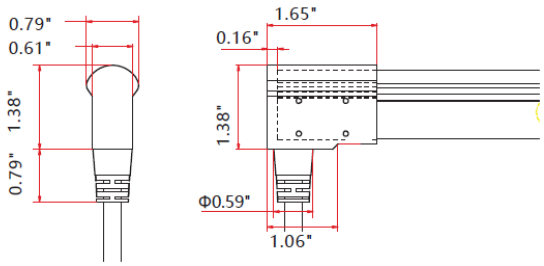



Double Injection-moulded
Side Exit

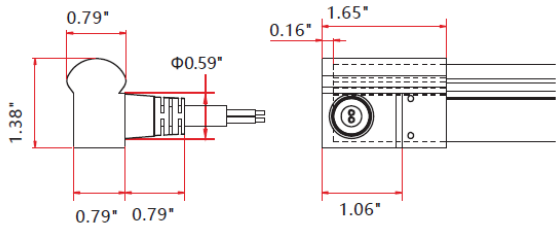



Double Injection-moulded
End Cap

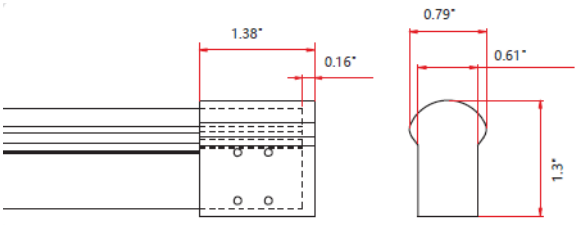

Mounting Channel

Fixed Channel without Light

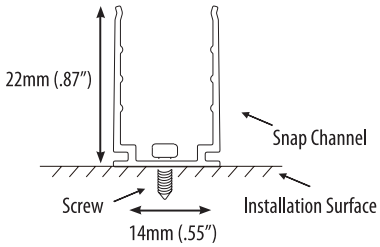

Fixed Channel with 270° Profile Light

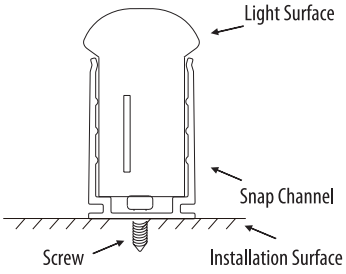

For full part number naming rules, please refer to the document on https://glls.com/documentation/

Standard Anodized Aluminum Channel



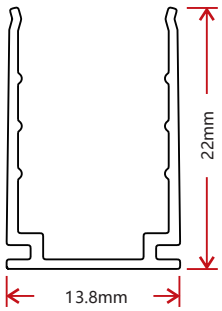

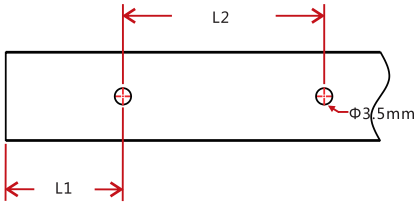

W x H	Standard Length	Part Number	L1	L2	Screw Hole Φ	Hole #
0.54 x 0.87in	1.38in (35mm)	CL-11-R-AL-3C5-SD	0.69in (17.5mm)	/	Φ0.14in (3.5mm)	1
(13.8 x 22mm)	19.69in (500mm)	CH-11-R-AL-0M5-SD	1.97in (50mm)	7.87in (200mm)	Φ0.14in (3.5mm)	3
	39.37in (1000mm)	CH-11-R-AL-01M-SD	3.94in (100mm)	7.87in (200mm)	Φ0.14in (3.5mm)	5
	78.74in (2000mm)	CH-11-R-AL-02M-SD	3.94in (100mm)	7.87in (200mm)	Φ0.14in (3.5mm)	10

Plastic Channel



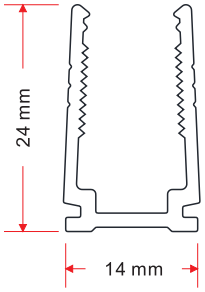

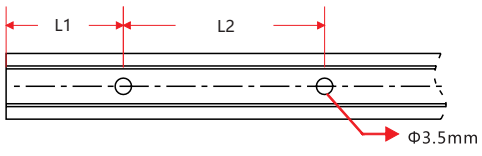

W x H	Standard Length	Part Number	L1	L2	Screw Hole Φ	Hole #
0.55 x 0.94in	19.69in (500mm)	CH-11-R-PL-0M5-SD	1.97in (50mm)	7.87in (200mm)	Φ0.14in (3.5mm)	3
(14 x 24mm)	39.37in (1000mm)	CH-11-R-PL-01M-SD	3.94in (100mm)	7.87in (200mm)	Φ0.14in (3.5mm)	5
	78.74in (2000mm)	CH-11-R-PL-02M-SD	3.94in (100mm)	7.87in (200mm)	Φ0.14in (3.5mm)	10

Spring Clip Anodized Aluminum Channel



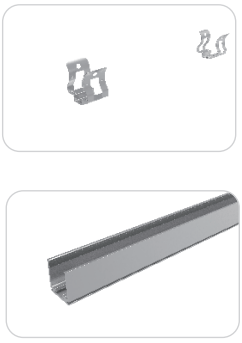

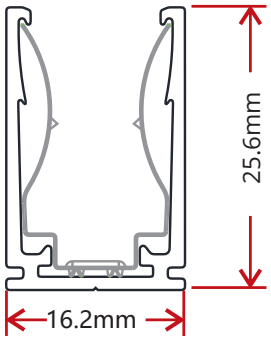

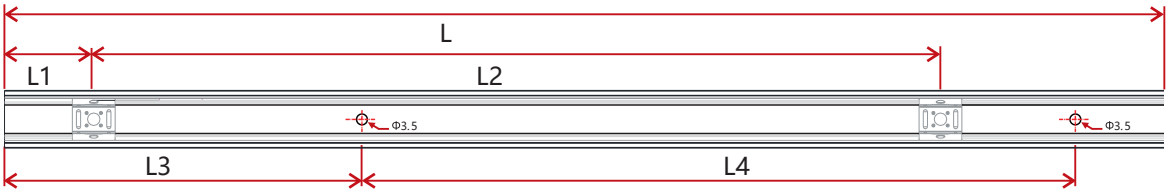

W x H	Standard Length	Part Number	L1	L2	L3	L4	Screw Hole Φ	Hole #	Clip #
0.64 x 1.01in	1.38in (35mm)	CL-11-R-AL-3C5-SP	0.69in (17.5mm)	/	0.2in (5mm)	0.98in (25mm)	Φ0.14in (3.5mm)	2	1
(16.2 x 25.6mm)	19.69in (500mm)	CH-11-R-AL-0M5-SP	0.98in (25mm)	8.86in (225mm)	1.97in (50mm)	7.87in (200mm)	Φ0.14in (3.5mm)	3	3
	39.37in (1000mm)	CH-11-R-AL-01M-SP	0.98in (25mm)	9.35in (237.5mm)	3.94in (100mm)	7.87in (200mm)	Φ0.14in (3.5mm)	5	5
	78.74in (2000mm)	CH-11-R-AL-02M-SP	0.98in (25mm)	9.6in (243.8mm)	3.94in (100mm)	7.87in (200mm)	Φ0.14in (3.5mm)	10	9

Stainless Steel Flexible Channel



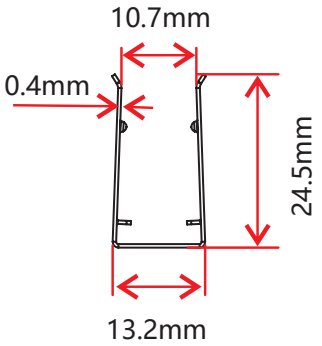

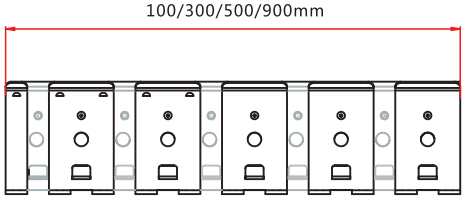

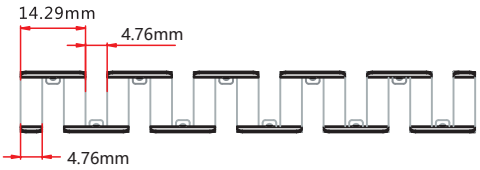

W x H	Standard Length	Part Number
0.52 x 0.97in	3.94in (100mm)	CH-11-F-SS-0M1-SD
(13.2 x 24.5mm)	11.81in (300mm)	CH-11-F-SS-0M3-SD
	19.69in (500mm)	CH-11-F-SS-0M5-SD
	35.23in (900mm)	CH-11-F-SS-0M9-SD

This profile can be mounted using screws in any gaps where the channel bends.

Certifications

	Testing Organization	Certificate Serial N°	Report Reference
UL 2108	UL	20160726-E360029	E360029-2013
CE-EMC	SGS	SZEM1702001259LMV	SZEM160600421302

Fixture Testing

Optical Testing

Spectrum Analysis	IES LM 79 (Lumen, CCT, CRI, XY, SDCM, wavelength)
Photometric Distribution	IES LM 73 (Lumen intensity distribution & Lux diagram)
Lumen Maintenance & Lifetime	IES LM 84 & IES TM28

Temperature Testing

Normal Temperature Test	UL1598 & UL2388 & IEC60598-1 & IEC60598-2-21
Abnormal Operation Test	UL1598 & UL2388 & IEC60598-1 & IEC60598-2-21

Durability Testing

Bending Test	Manufacturer-defined, 500 cycles
Swing Test	UL2388, >750 cycles
Tensile Test	Manufacturer-defined, > the weight of light in max. connection length double feed
Twist Test	Max connection length double feed Manufacturer-defined, >200 cycles
Ball Impact	UL1598 & UL2388 & IEC60598-1 & IEC60598-2-21
IK07 IK08	IEC62262

Environmental Testing

Chlorinated Water Immersion	BG9667, PH6.8-7.6, free chlorine 0.3-0.6mg/L
Salt Water Immersion	IEC60598-1, Sailinity 4%
Salt Spray Test	IEC68-2-11
Outdoor Exposure	Manufacturer-defined
Flame Resistance	UL94
UV Exposure	ASTMG 154, ISO 4892-3, UVA @ 340nm
IPX5, IPX6, IPX7, IPX8	IEC60529
Temperature Shock	Manufacturer-defined, -40°C - 60°C (typical temperature range)
Constant Temperature	Manufacturer-defined, 70°C (typical temperature range)

Charts

ANSI STANDARD

Nominal CCT Categories

Nominal CCT	Target CCT and tolerance(K)	Target D_{uv}	D_{uv} Tolerance Range
2200K	2238 ±102	0.0000	Tx:CCT of the source
2500K	2460±120	0.0000	For Tx<2870K
2700K	2725 ±145	0.0000	0.000±0.0060
3000K	3045±175	0.0001	For Tx≥2870K
3500K	3465±245	0.0005	Duv(Tx)±0.0060
4000K	3985±275	0.0010	where
4500K	4503±243	0.0015	Duv(Tx)=57700 x (1/Tx)2
5000K	5029±283	0.0020	-44.6 x (1/Tx)
5700K	5667±355	0.0025	+0.00854
6500K	6532±510	0.0031	
Flexible CCT (2200-6500K)	T_F [1] ±ΔT [2]	$D_{uv}T_F$ [3]	

Remark:

1) T_F is chosen to be at 100K steps (2300,2400,.....,6400K),excluding the ten nominal CCTs listed in Table 1.
2) $\Delta T=1.1900x10^{8}xT^{3}-1.5434x10^{4}xT^{2}+0.7168xT-902.55$
3) Same as in the D_{uv} Tolerance Range.

(X,Y) Chromaticity Diagram

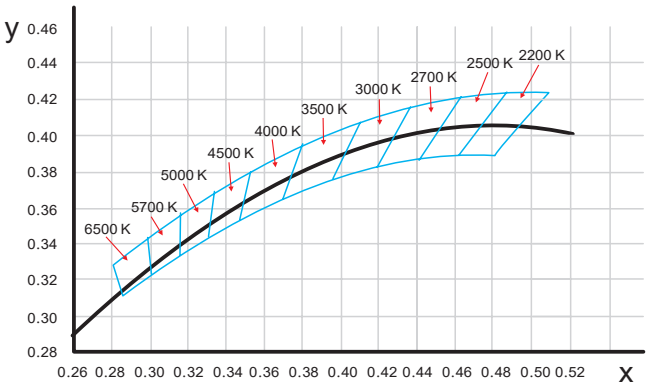

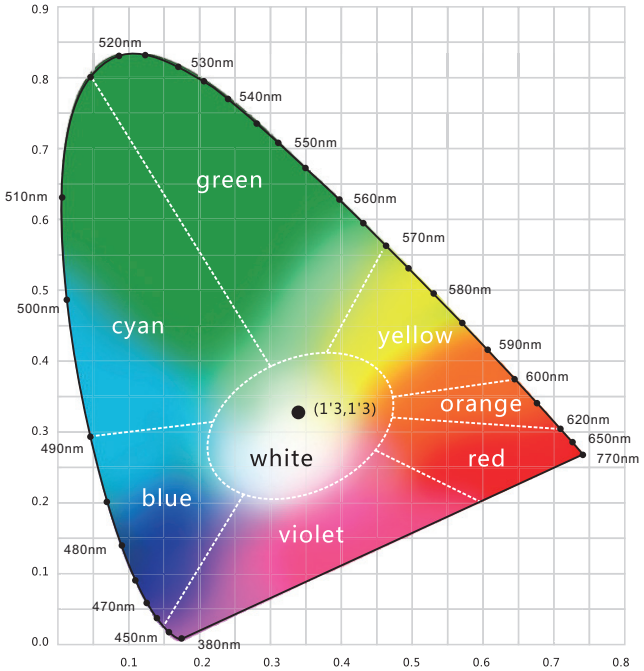

Light Color

Red
620-630nm

Green
520-530nm

Blue
465-475nm






White Box Packing Box

Fixture Length	White Box Dimensions	Packing Box Dimensions	# Of White Boxes	Package Weight
196.85in (5m)	15.35x2.05x19.67in (39x5.2x50cm)	20.47x16.14x11.02in (52x41x28cm)	5	30.86lbs (14kg)
393.7in (10m)	20.08x2.05x24.41in (51x5.2x62cm)	25.2x20.87x11.02in (64x53x28cm)	5	57.32lbs (26kg)
393.7in (10m)	20.08x2.05x24.41in (51x5.2x62cm)	25.2x20.87x6.9in (64x53x17.5cm)	3	35.27lbs (16kg)
787.4in (20m)	26.77x2.05x31.1in (68x5.2x79cm)	31.9x27.56x4.92in (81x70x12.5cm)	2	48.5lbs (22kg)