GREEN LED LIGHTING SOLUTIONS

LED Neon FLEX



Version 1.4

VIVID

S 160

STATIC

SILICONE 24V

c UL us LISTED E347880 | CE | RoHS COMPLIANT | INDOOR USE | OUTDOOR USE | IP68 | DMX RDM | DALI | DIMMABLE

For More Information

Toll Free: 1 (888) 580-6366



GLLS GREEN LED LIGHTING SOLUTIONS

UNITED STATES
Pacific Business Center
1075 American Pacific Dr.,
Ste. A Henderson, NV 89074

CANADA
264 Botsford Street,
Suite 200 Moncton, NB
E1C 4X7

UNITED KINGDOM
Unit 21, The Old Rectory,
Northfleet, Gravesend,
DA11 8HN, UK

DISCLAIMER
GLLS, reserves the right to make any design changes for continuous improvement which will not affect the overall appearance or performance.

WEBSITES
www.glls.com
www.ledneonflex.com
www.aquaneon.com

Light Dimension	0.45 x 0.83in (11.5x21mm)	
Output	**Red/Amber**	**Green/Blue/White**
LED Light	SMD LED Chip	SMD LED Chip
Max Run Length*		
Single Feed	65.62ft (20m)	49.21ft (15m)
Double Feed	131.23ft (40m)	98.43ft (30m)
Light Surface	Square profile 160°	
Lumen Maintenance	70,000 Hours L70 @ 25°C : 90,000 L50 @ 25°C 50,000 Hours L70 @ 50°C : 70,000 Hours L50 @ 50°C	
Electrical		
Input Voltage	24V DC	24V DC
Power Consumption	2.44W/ft (8W/m)	3.66W/ft (12W/m)
Physical		
LED Count	22 LEDs/ft (72 LEDs/m)	22 LEDs/ft (72 LEDs/m)
LED Spacing	0.55in (13.89mm)	0.55in (13.89mm)
Cutting Unit Length	4.92in (125mm) (9 LEDs)	3.28in (83.3mm) (6 LEDs)
Thermal Management	Free air convection	
Fixture Connections	End, side & bottom lead wires	
Minimum Bend Diameter	4.72in (120mm) (Side Bending)	
Temperature Ranges		
Installation	-40°F to 122°F (-40°C to 50°C)	
Operating	-40°F to 131°F (-40°C to 55°C)	
Humidity	0-95% non condensing	
Dependability		
Warranty	10 Year Limited Warranty	
Safety		
Certification	Tested to UL & CSA by Underwriters Laboratory for use in USA and Canada, complies with California Title 24 Requirements, Lighting Facts. Exceeds ANSI C78.377A, CE & RoHS Compliant.	
IP Rating	IP68 with appropriately rated accessories	

*Max Run Length: Unless otherwise stated, snap and seamless run lengths are the same.

Available Colors

Color	CCT Wavelength
Red	618-624nm
Green	522-528nm
Blue	468-474nm
Amber	588-594nm
Orange	600 -610nm
2200K	2238 ± 102K
2700K	2725 ± 145K
3000K	3045 ± 175K
3500K	3045 ± 175K
4000K	3985 ± 275K
5700K	5669 ± 355K

Lumen Count

Color	Per Foot	Per Meter
Red	>39.63lm	>130lm
Green	>106.71lm	>350lm
Blue	>21.34lm	>70lm
Amber	>39.63lm	>130lm
Orange	>39.63lm	>130lm
2200K	>97.56lm	>320lm
2700K	>109.76lm	>360lm
3000K	>121.95lm	>400lm
3500K	>121.95lm	>400lm
4000K	>121.95lm	>400lm
5700K	>121.95lm	>400lm

*Color Jackets:

For standard or custom color jacket options, contact your Account Manager. Min. order quantity of 656ft (200m).

CRI90

Available Colors

Color	CCT
2200K	2238 ± 102K
2700K (WW)	2725 ± 145K
3000K	3045 ± 175K
3500K (W)	3465 ± 245K
4000K	3985 ± 275K

Lumen Count

Color	Per Foot	Per Meter	Power
2200K	>85.34lm	>280lm	3.66W/ft (12W/m)
2700K (WW)	>85.34lm	>280lm	3.66W/ft (12W/m)
3000K	>97.54lm	>320lm	3.66W/ft (12W/m)
3500K (W)	>97.54lm	>320lm	3.66W/ft (12W/m)
4000K	>97.54lm	>320lm	3.66W/ft (12W/m)

For 2200K: Minimum order quantity of 100 meters.



Beam Angle | Bending Diameter | Flame Resistant | UV Resistant | Solvents Resistant | Saltwater Resistant | IP68 Protection | IK08 Protection | 10 Year Warranty

Light Profile

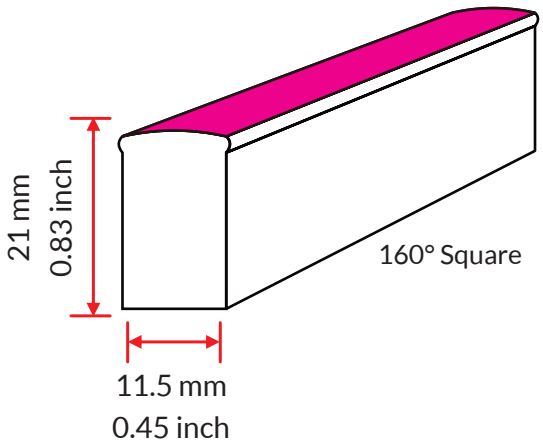

Bending Direction

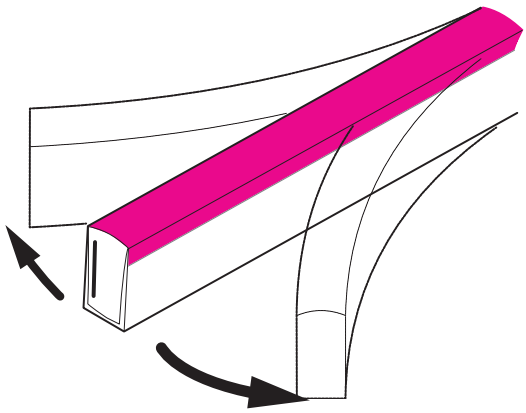

Side Bending

Minimum Bending Diameter

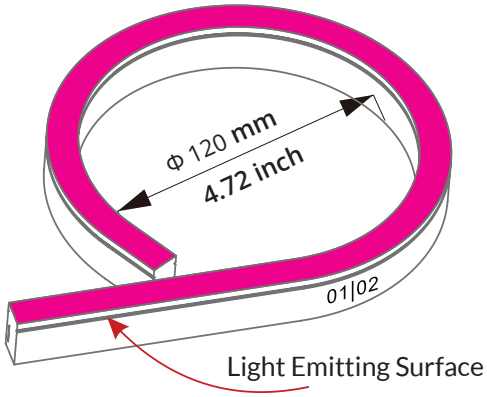

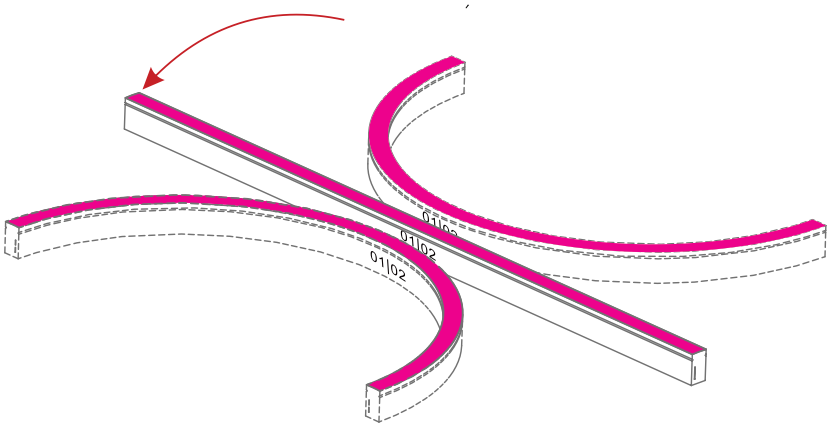

Fixtures

SF-11D-1- 01-2W-E-XXX-24DC

LED Color (3 digits)

LED Color (3 digits)		
RED - Red	22K - 2200K	CRI90 - COLORS
GRE - Green	27K - 2700K (WW)	22R - 2200K
BLU - Blue	30K - 3000K	27R - 2700K
AMB - Amber	35K - 3000K (W)	30R - 3000K
ORA - Orange	40K - 4000K	35R - 3500K
PIN - Pink	57K - 5700K	40R - 4000K

Lead Connector

FA-11D-1-01-2W-XX-X-XX-XXX-P

Length (3 digits)
Exit Type (2 Digits)
For Fixture End (1 Digit)
Connector Type (2 Digits)

Connector Type (2 Digits)	For Fixture End (1 digit)	Exit Type (2 digits)	Length (3 digits)
SC - Snap Conenctor	1 - Input side	EN - End	0M3 - 0.98ft (30cm)
SE - Seamless	2 - Output side	BO - Bottom	01M - 3.28ft (1m)
SV - Swivel	0 - Jumpers/T-Feeds/ Seamless (or Submersible) Bottom/ Seamless (or Sub-mersible) End	SL - Side left	03M - 9.84ft (3m)
		SR - Side right	05M - 16ft (5m)
		EJ - End jumper	10M - 32.81ft (10m)
		BJ - Bottom jumper	000 - For End Cap
		TF - Power T feed	

For full part number naming rules, please refer to the document on www.glls.com/support/documentation/

Seamless



Seamless End Exit

FA-11B-1-01-2W-SE-0-EN-XXX-P

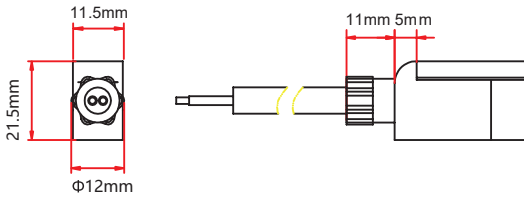



Seamless Side Exit

FA-11B-1-01-2W-SE-1-SR-XXX-P
FA-11B-1-01-2W-SE-2-SL-XXX-P

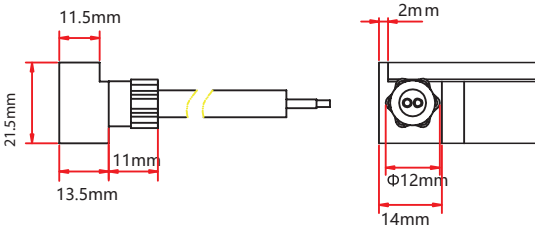



Seamless Bottom Exit

FA-11B-1-01-2W-SE-0-BO-XXX-P

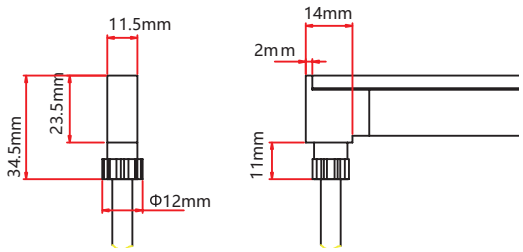



Seamless End Cap

FA-11B-1-01-0W-SE-1-EC-000-P
FA-11B-1-01-0W-SE-2-EC-000-P

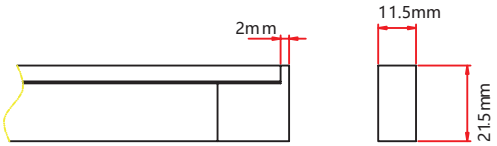



Seamless Jumper

FA-11B-1-01-2W-SE-0-EJ-XXX-P

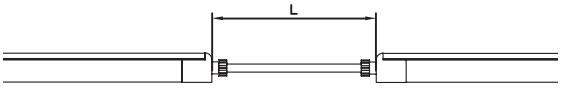

IP67: Rated for outdoor use.
Factory Assembly or DIY.

Snap



Snap End Exit

NA-11B-1-01-2W-SC-1-EN-XXX-P
NA-11B-1-01-2W-SC-2-EN-XXX-P

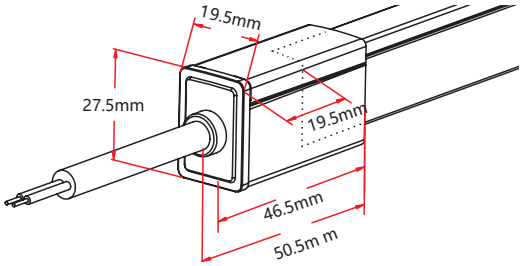



Snap Side Exit

NA-11B-01-1-2W-SC-1-SL-XXX-P
NA-11B-01-1-2W-SC-2-SL-XXX-P
NA-11B-01-1-2W-SC-1-SR-XXX-P
NA-11B-01-1-2W-SC-2-SR-XXX-P

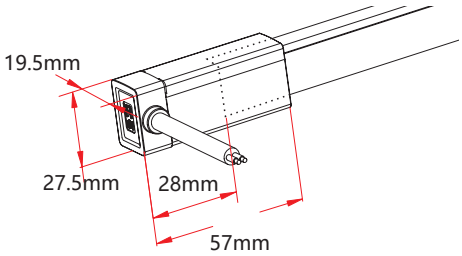



Snap Bottom Exit

NA-11B-1-01-2W-SC-1-BO-XXX-P
NA-11B-1-01-2W-SC-2-BO-XXX-P

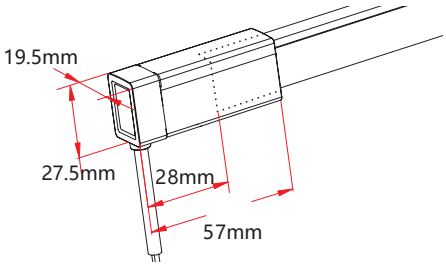



Snap End Cap

NA-11B-1-01-0W-SC-1-EC-000-P
NA-11B-1-01-0W-SC-2-EC-000-P

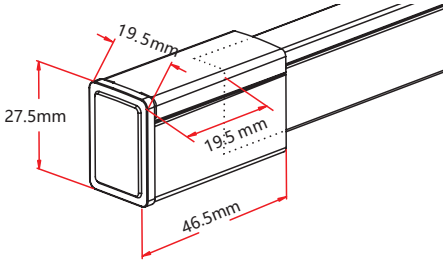



Snap Jumper

NA-11B-1-01-XW-SC-0-EJ-XXX-P

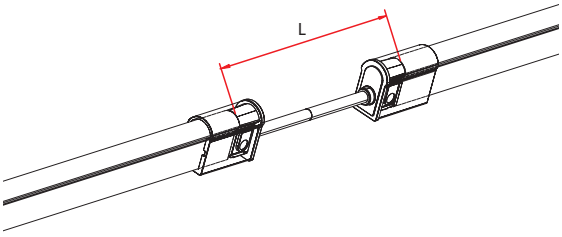

IP67: Rated for outdoor use.
Factory Assembly or DIY.

Snap



Snap Power T Feed

NA-11D-1-01-2W-SC-0-TF-XXX-P

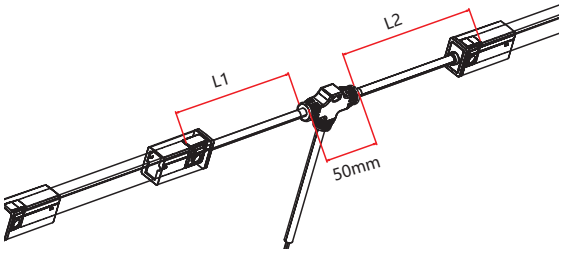

Swivel

IP20: Rated for indoor use only.
Factory Assembly or DIY.



Swivel End Exit

NA-11B-1-01-2W-SV-1-EN-XXX-P
NA-11B-1-01-2W-SV-2-EN-XXX-P

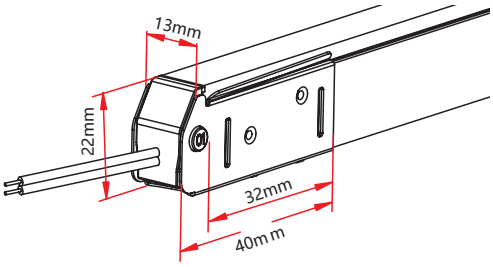



Swivel End Cap

NA-11B-1-01-0W-SV-1-EC-000-P
NA-11B-1-01-0W-SV-2-EC-000-P

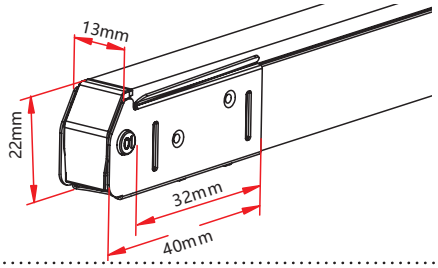

Barrel Connectors



Barrel Connectors

NA-XX-BC-DC-CXX-F
NA-XX-BC-DC-CXX-M

NA-XX-BN-XXA-CXX-F
NA-XX-BN-XXA-CXX-M

NA-XX-PL-XXA-CXX-F
NA-XX-PL-XXA-CXX-M

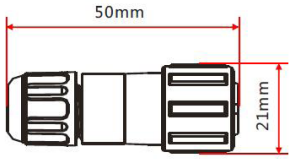



Anti-Wicking Ferrule

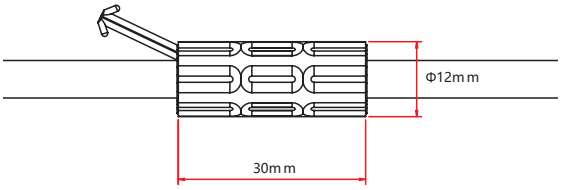

Standard Anodized Aluminum Channel



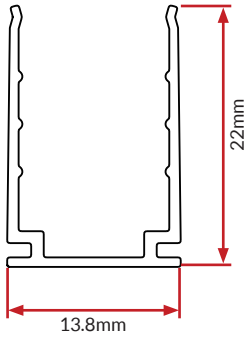

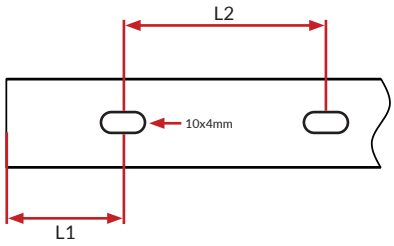

W x H	Standard Length	Part Number	L1	L2	Screw Hole	Hole #
0.54 x 0.87in	1.38in (35mm)	CL-11-R-AL-3C5-SD	0.69in (17.5mm)	/	0.39x0.16in(10x4mm)	1
(13.8 x 22mm)	19.69in (500mm)	CH-11-R-AL-0M5-SD	1.97in (50mm)	7.87in (200mm)	0.39x0.16in(10x4mm)	3
	39.37in (1000mm)	CH-11-R-AL-01M-SD	3.94in (100mm)	7.87in (200mm)	0.39x0.16in(10x4mm)	5
	78.74in (2000mm)	CH-11-R-AL-02M-SD	3.94in (100mm)	7.87in (200mm)	0.39x0.16in(10x4mm)	10

Plastic Channel



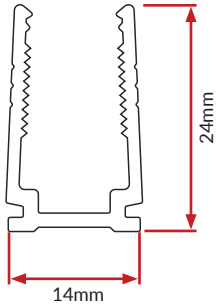

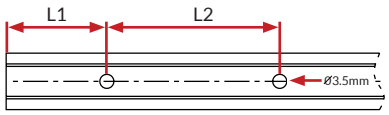

W x H	Standard Length	Part Number	L1	L2	Screw Hole	Hole #
0.55 x 0.94in	19.69in (500mm)	CH-11-R-PL-0M5-SD	1.97in (50mm)	7.87in (200mm)	Ø 0.14in (3.5mm)	3
(14 x 24mm)	39.37in (1000mm)	CH-11-R-PL-01M-SD	3.94in (100mm)	7.87in (200mm)	Ø 0.14in (3.5mm)	5
	78.74in (2000mm)	CH-11-R-PL-02M-SD	3.94in (100mm)	7.87in (200mm)	Ø 0.14in (3.5mm)	10

Standard Aluminum Channel with Silicone Grip



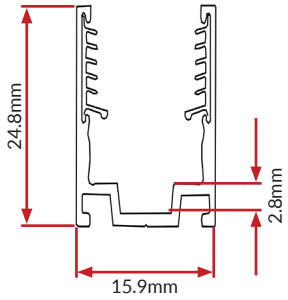

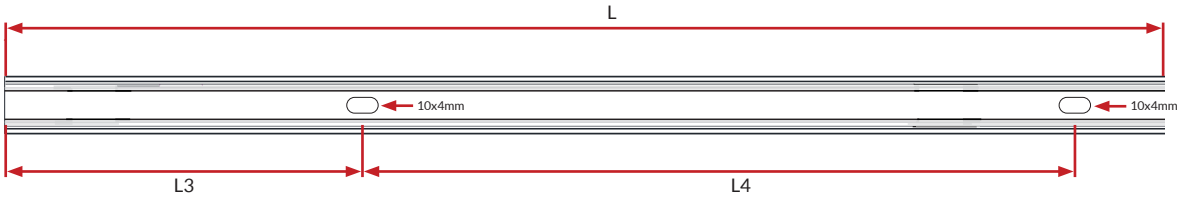

W x H	Standard Length	Part Number	L3	L4	Screw Hole	Hole #
0.82 x 0.88in	0.79in (20mm)	CL-11-R-AL-02C-SE	0.2in (5mm)	0.98in (25mm)	0.39in x 0.16in (10 x 4mm)	1
(20.7 x 22.3mm)	19.69in (500mm)	CH-11-R-AL-0M5-SE	1.97in (50mm)	7.87in (200mm)	0.39in x 0.16in (10 x 4mm)	3
	39.37in (1000mm)	CH-11-R-AL-01M-SE	3.94in (100mm)	7.87in (200mm)	0.39in x 0.16in (10 x 4mm)	5
	78.74in (2000mm)	CH-11-R-AL-02M-SE	3.94in (100mm)	7.87in (200mm)	0.39in x 0.16in (10 x 4mm)	10

Stainless Steel Flexible Channel



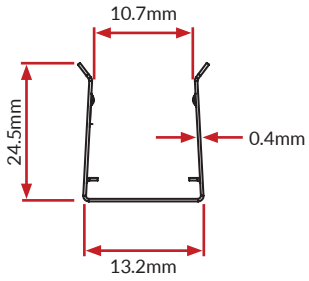

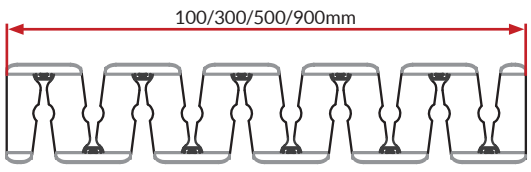

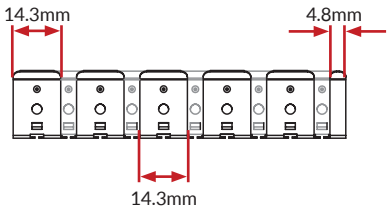

W x H	Standard Length	Part Number
0.52 x 0.97in	3.94in (100mm)	CH-11-F-SS-0M1-SD
(13.2 x 24.5mm)	11.81in (300mm)	CH-11-F-SS-0M3-SD
	19.69in (500mm)	CH-11-F-SS-0M5-SD
	35.23in (900mm)	CH-11-F-SS-0M9-SD

This profile can be mounted using screws in any gaps where the channel bends.

Certifications

	Testing Organization	Certificate Serial N°	Report Reference
UL 2108	UL	20160726-E360029	E360029-2013
CE-EMC	SGS	SZEM1702001259LMV	SZEM160600421302

Fixture Testing

Optical Testing

Spectrum Analysis	IES LM 79 (Lumen, CCT, CRI, XY, SDCM, wavelength)
Photometric Distribution	IES LM 73 (Lumen intensity distribution & Lux diagram)
Lumen Maintenance & Lifetime	IES LM 84 & IES TM28

Temperature Testing

Normal Temperature Test	UL1598 & UL2388 & IEC60598-1 & IEC60598-2-21
Abnormal Operation Test	UL1598 & UL2388 & IEC60598-1 & IEC60598-2-21

Durability Testing

Bending Test	Manufacturer-defined, 500 cycles
Swing Test	UL2388, >750 cycles
Tensile Test	Manufacturer-defined, > the weight of light in max. connection length double feed
Twist Test	Max connection length double feed Manufacturer-defined, >200 cycles
Ball Impact	UL1598 & UL2388 & IEC60598-1 & IEC60598-2-21
IK07 IK08	IEC62262

Environmental Testing

Chlorinated Water Immersion	BG9667, PH6.8-7.6, free chlorine 0.3-0.6mg/L
Salt Water Immersion	IEC60598-1, Sailinity 4%
Salt Spray Test	IEC68-2-11
Outdoor Exposure	Manufacturer-defined
Flame Resistance	UL94
UV Exposure	ASTMG 154, ISO 4892-3, UVA @ 340nm
IPX5, IPX6, IPX7, IPX8	IEC60529
Temperature Shock	Manufacturer-defined, -40°C - 60°C (typical temperature range)
Constant Temperature	Manufacturer-defined

Charts

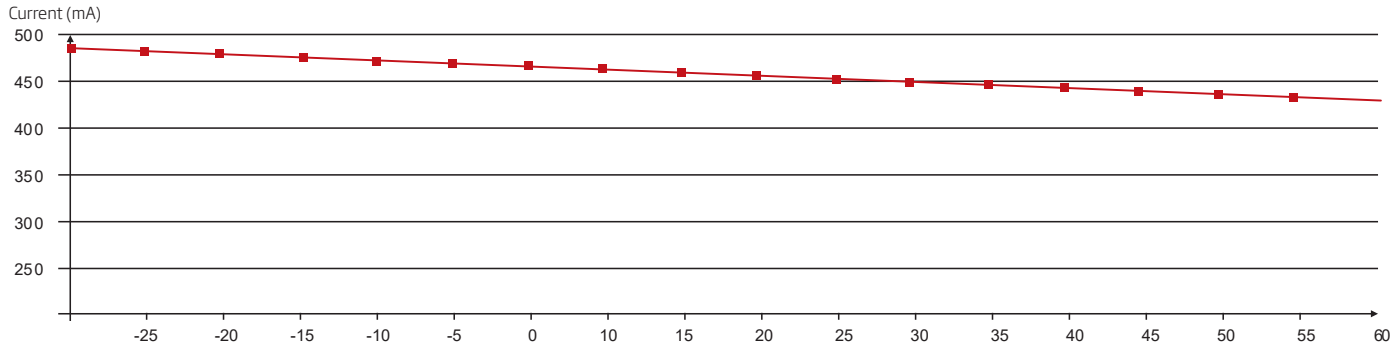

Working Temperature vs. Current

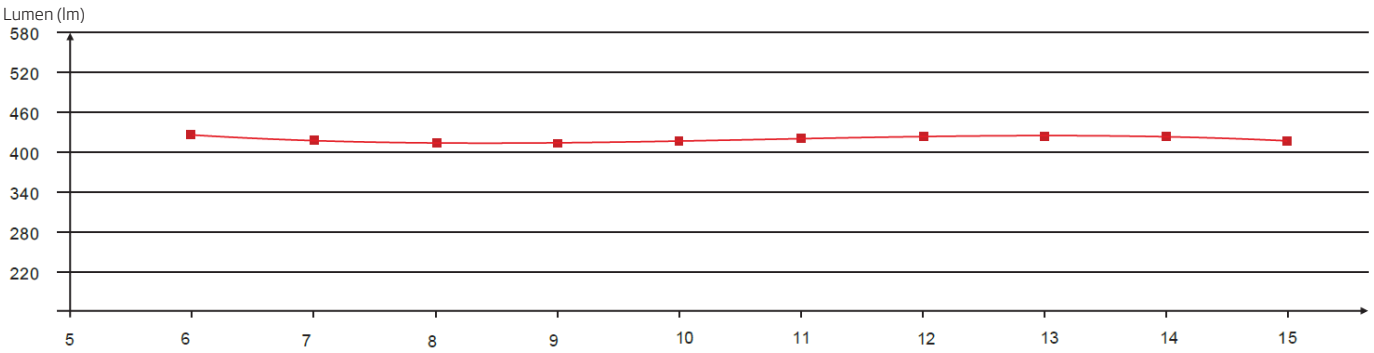

Luminous Flux vs. Length of Light

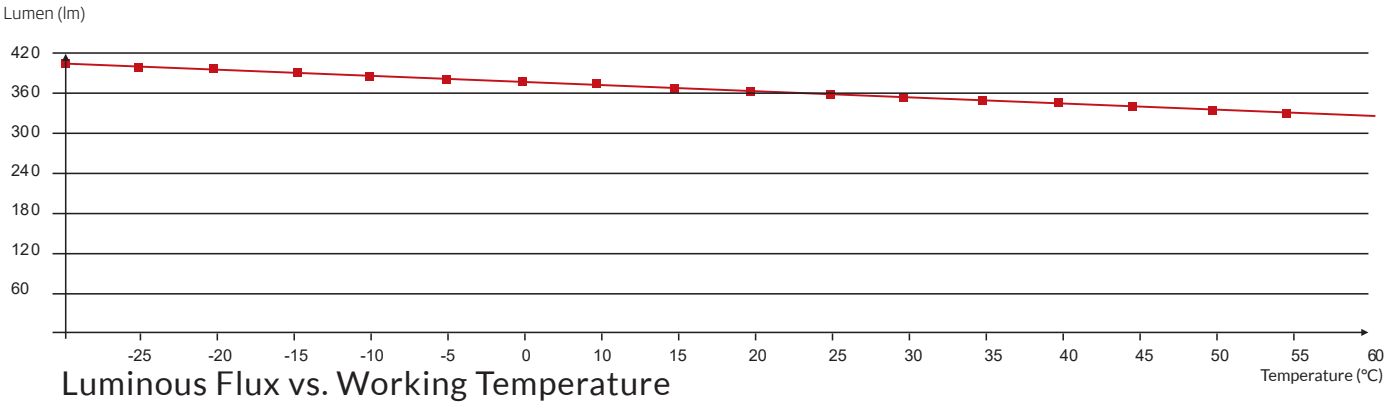

Luminous Flux vs. Working Temperature

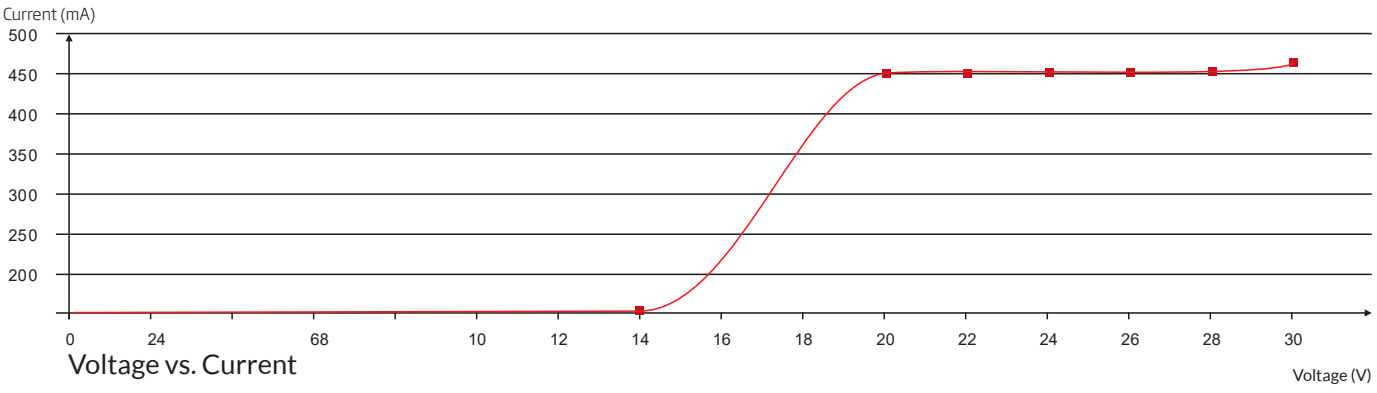

Voltage vs. Current

Charts

ANSI STANDARD

Nominal CCT Categories

Nominal CCT	Target CCT and tolerance(K)	Target D_{uv}	D_{uv} Tolerance Range
2200K	2238 ±102	0.0000	Tx:CCT of the source
2500K	2460±120	0.0000	For Tx<2870K
2700K	2725 ±145	0.0000	0.000±0.0060
3000K	3045±175	0.0001	For Tx≥2870K
3500K	3465±245	0.0005	Duv(Tx)±0.0060
4000K	3985±275	0.0010	where
4500K	4503±243	0.0015	Duv(Tx)=57700 x (1/Tx)2
5000K	5029±283	0.0020	-44.6 x (1/Tx)
5700K	5667±355	0.0025	+0.00854
6500K	6532±510	0.0031	
Flexible CCT (2200-6500K)	T_F [1] ±ΔT [2]	$D_{uv}T_F$ [3]	

Remark:

1) T_F is chosen to be at 100K steps (2300,2400,.....,6400K),excluding the ten nominal CCTs listed in Table 1.
2) $\Delta T=1.1900x10^{8}xT^{3}-1.5434x10^{4}xT^{2}+0.7168xT-902.55$
3) Same as in the D_{uv} Tolerance Range.

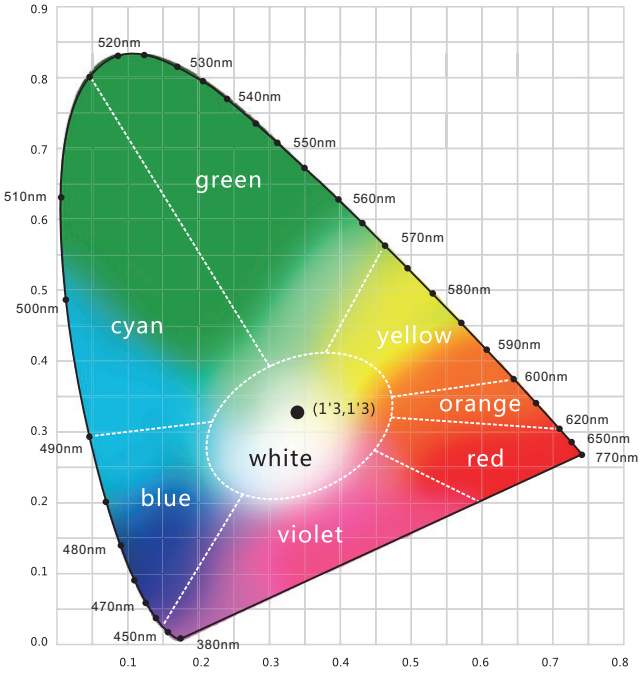

(X,Y) Chromaticity Diagram

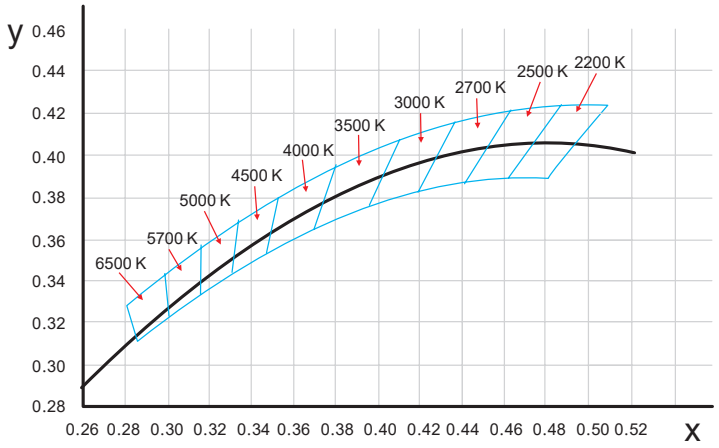

Light Color

Red 620-630nm

Green 520-530nm

Blue 465-475nm






White Box Packing Box

Fixture Length	White Box Dimensions	Packing Box Dimensions	# Of White Boxes	Package Weight
196.85in (5m)	15.35x2.05x19.67in (39x5.2x50cm)	20.47x15.34x11.02in (52x41x28cm)	5	30.86lbs (14kg)
393.7in (10m)	20.08x2.05x24.41in (51x5.2x62cm)	25.2x20.87x11.02in (64x53x28cm)	5	57.32lbs (26kg)
393.7in (10m)	20.08x2.05x24.41in (51x5.2x62cm)	25.2x20.87x6.9in (64x53x17.5cm)	3	35.27lbs (16kg)
787.4in (20m)	26.77x2.05x31.1in (68x5.2x79cm)	31.9x27.56x4.92in (81x70x12.5cm)	2	48.5lbs (22kg)