



CARDIO | STRENGTH | FREE WEIGHTS | ACCESSORIES

CULTSPORT



Contents

01 **CARDIO**

02 **STRENGTH**

03 **RACKS & BENCHES**

04 **ACCESSORIES**

05 **FIXED WEIGHTS**

06 **MULTIGYM**





Cultsport is a performance wear brand from the house of Cult.fit. Offering a variety of premium workout and sports gear for fitness enthusiasts & the everyday athlete to help them up their performance and look good while doing so. With a goal to bring top notch products to the Indian audience with a foot forward in fashion, longevity and functionality Cultsport aims to bring the best performance gear for all sports formats. Cultsport equipments and accessories are designed to improve the performance of all athletes. It's suited for beginners & professionals to help them achieve their goals and provide optimum support while doing so. With a wide range of cardio, strength, free weights, accessories these equipments are best in class. Premium quality material, aesthetics & durability is assured with Cultsport products.

Contact : corporate@cult.fit

Key Highlights



Ergonomic Designs

Designed to provide superior comfort durability, performance and stability. In built biomechanics allows the exercisers to reach their workout performance to stay at optimum levels.



Easy to Move

Portability features across all machines ensures and facilitates ease of movement and also helps in the overall maintenance of the various parts of the machine which are otherwise difficult to access.



Adjustability

Customisable adjustment of seats, handlebars, weight plates allows exercisers to easily transition from the left to right side from a seated position. This design feature allows the most intuitive and efficient way to navigate the motion on both sides of the body.



Durable Construction

Combined with sleek, minimalistic design with heavy-duty, durable construction materials to both amplify the strength areas and ensures the highest value for the entire lifetime of the equipment.





CARDIO

Cultsport brings to you a complete range equipments to perform light, moderate or high intensity cardio workouts with best in class features. This category of equipment is used to facilitate a cardiorespiratory response and relies on the body's ability to use oxygen.



CURVED TREADMILL (NON-MOTORISED)



The ergonomic design of the Curved Treadmill provides alignment correction of the ankles, knees, hips and back. It enables the user to keep a neutral position at all times in order to avoid joint and knee stress, irrespective of the user's height and weight. It also provides them a sensation of walking or running uphill while using appropriate exercise biomechanics.

Features



7inch MOBILE HOLDER



LCD MONITOR



ERGONOMIC HANDRAILS



ANTI-SLIP SIDE STRIP



PORTABLE



NON-MOTORIZED



GEAR HANDLES FOR RESISTANCE

Functions



ANTI-SLIP SIDE STRIP



ACCESSORY KIT

TRACK BELT

1. The large running surface measuring **480mm wide** ensures maximum comfort.
2. In addition to **rubber material**, the Track belt is constructed with aluminum-alloy holders to reduce weight and lengthen product life.
3. As a result of the synchronous belt, the product has a smaller gap, **lower noise levels**, smoother operation.
4. With the unique “X” design and high-intensity damping, this treadmill provides excellent **anti-slip properties** and an outstanding training experience.
5. The Belt module is designed to ensure strong consistency for 60 belts, a high level of balance for the product, and **decreased maintenance** and replacement cycles.

ACCESSORY KIT

The Accessory Kit allows for a variety of pulling and pushing exercises through handles or through optional waist belt.

Specifications

Name : Curved Treadmill CS-T901Z

Dimensions : 2343 x 964 x 1525 mm

Program : 1-8 gears, 6 modes

Brake System : Magnetic control resistance adjustment

Drive Mode : Self-gravity drive

Speed : 0-30km/h

Display : 4.8 inch LCD monitor

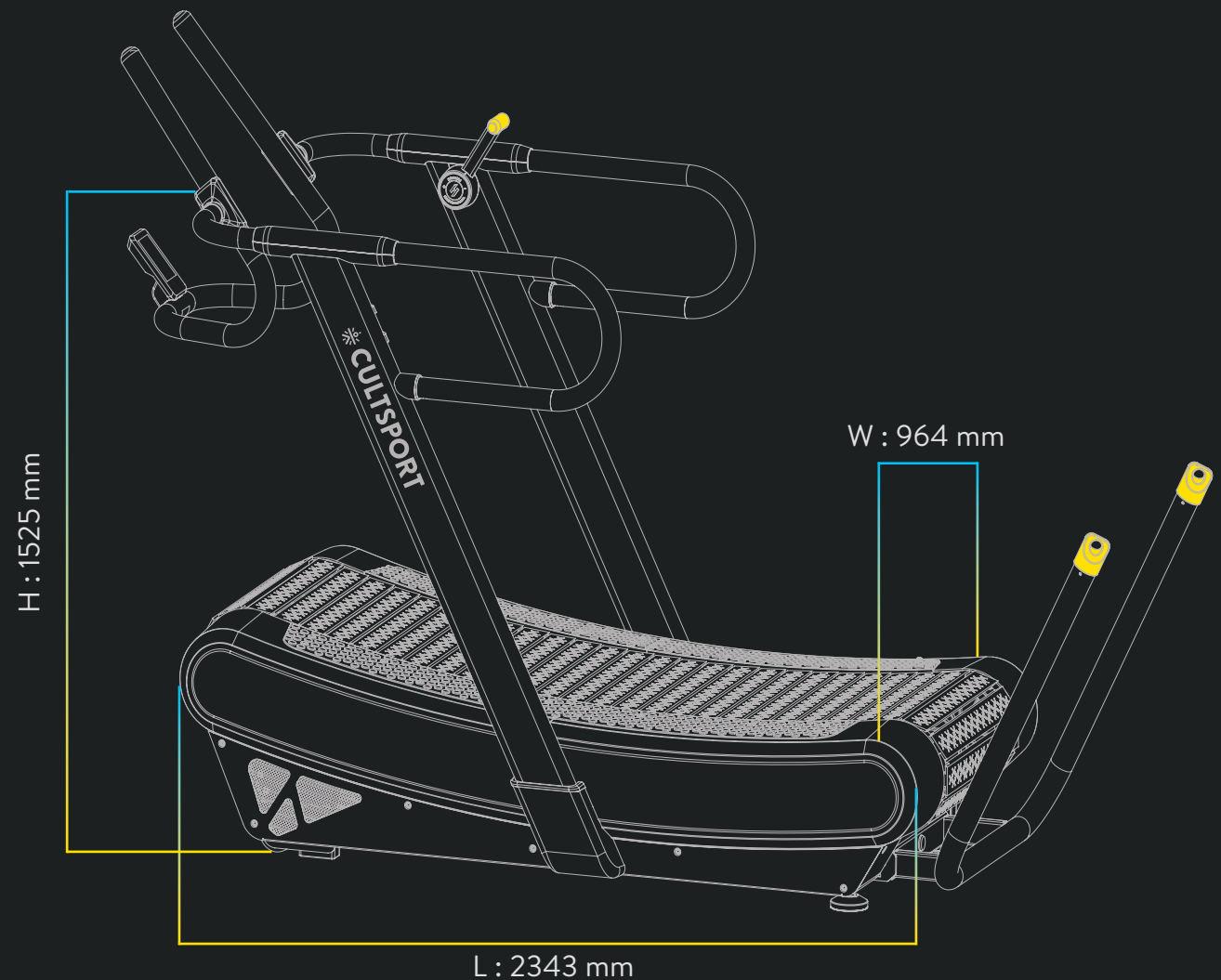
Track Belt : Rubber belt

Belt size : 3600 x 480 mm

Running Area : 1500 x 480 mm

Maximum User Weight : 180 kg

N.W & G.W : 181.6kg & 239kg



SCAN TO
WATCH THE
DEMO VIDEO

RECUMBENT BIKE



The Recumbent bikes are designed to allow athletes to perform efficient workout, smooth pedalling using biomechanics geometry with extra-wide and dual-sided pedals. The Recumbent design features an ergonomic seat and back that distributes weight for superior support stability and comfort. Seat adjustability and accessibility of the console and accessories holder, allows them to maintain form and stay focused on their workout.


Features



DIGITAL CONSOLE



BOTTLE & PHONE HOLDER



RESITANCE TOGGLES



FRONT SEAT ADJUSTMENT



REAR SEAT ADJUSTMENT



PORTABLE



ADJUSTABLE PEDAL STRAPS

Functions



INTEGRATED CONSOLE



ERGONOMIC SEATS

INTEGRATED CONSOLE

- 1) Large LED display monitor with quantitative performance of each parameter.
- 2) Intuitive data for performance tracking and analysis.
- 3) Infrared human body induction
- 4) Multiple workout modes available on display panel

ERGONOMIC SEATS

The simple seat adjustment allows the user to change the position of the seat with one hand, either on or off the bike.

Specifications

Name : Recumbent Bike CS-B9100R

Resistance : Magnetron resistance system

Dimensions : 1750 x 525 x 752 mm

Power : Self-generation

Display : 15.6' LED Keyboard

Resistance level : Electromagnetic 40 levels

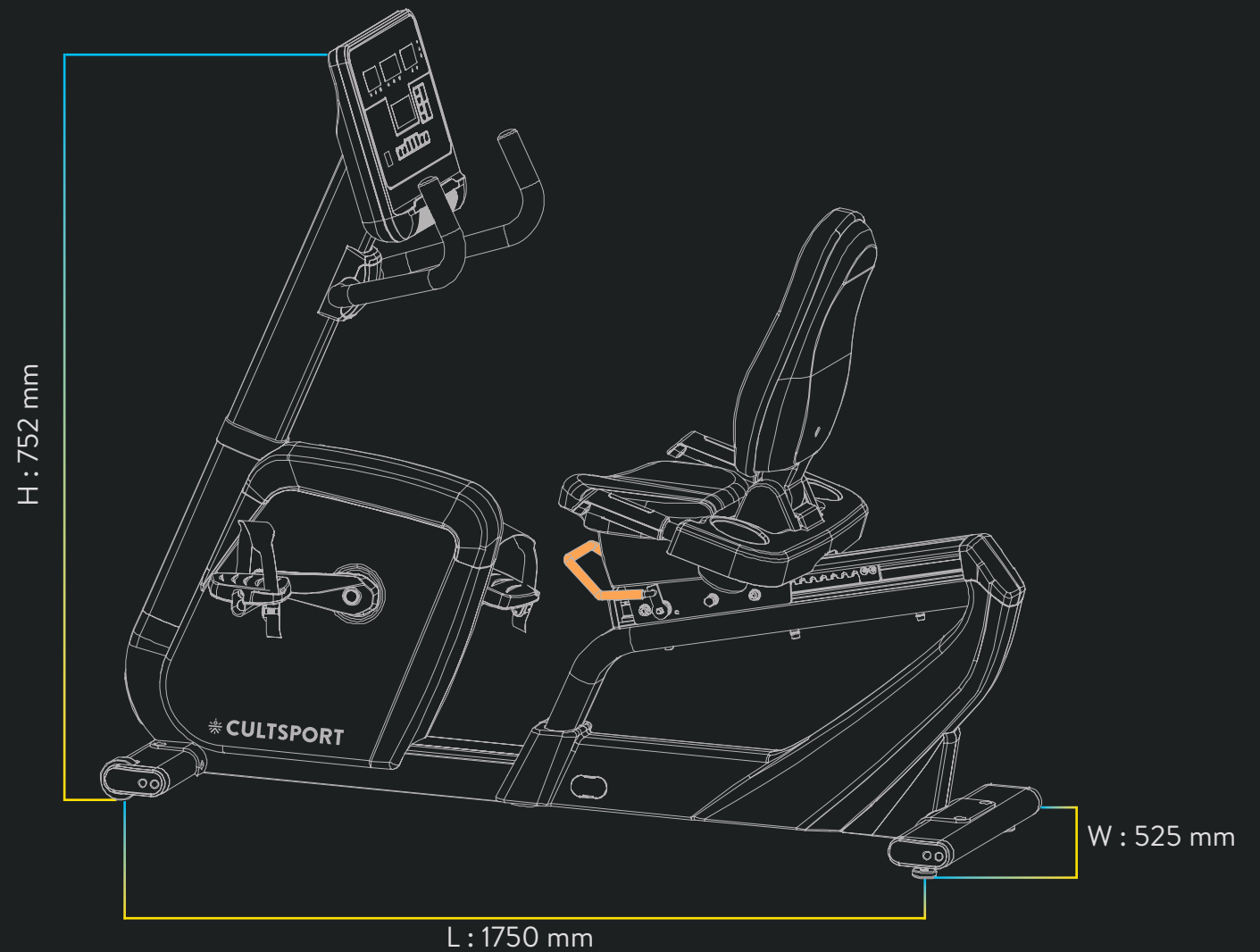
Program : Constant Watt, Interval, Fat Bum, Cardio

Flywheel : 14kg

Max user's weight : 180kg

N. W : 188kg

G.W : 245kg



SCAN TO
WATCH THE
DEMO VIDEO

 CULTSPORT

UPRIGHT BIKE



The Upright bike combines the latest in air resistance technology with unmatched durability and performance, allowing the athlete reach their full potential within the comfort of your own home. The flywheel uses air resistance to create a smooth, responsive and continuous ride. It also helps in getting full control of the exertion and resistance at all times. The damper allows to quickly adjust the airflow to the flywheel during the workout.

Features



ADJUSTABLE SADDLE



ADJUSTABLE AIRFLOW CONTROL



DIGITAL MONITOR



PORTABLE



ADJUSTABLE PEDAL STRAPS

Functions



ERGONOMIC HANDLES



ERGONOMIC HANDLES



HANDLE ADJUSTMENT

SADDLE AND HANDLEBARS

- Both the saddle and handlebar positions are easily adjustable. The saddle height can be set with secure tool-free ratcheting system.
- The position and angle can be adjusted for custom fitting. The handlebars move up and down, forward and back, with three different handlebar riding options, that can be easily adjusted for a comfortable posture.

PERFORMANCE MONITOR

- The powerful performance monitor provides repeatable, comparable data for every ride. It offers an automatic mode that allows to set up the machine in various types of workouts.
- The monitor also gives a wide range of data, including pace, watts, cadence (rpm) and calories for a quantifiable workout.

Specifications

Name : Upright Bike CS-T6

Dimensions : 1220 mm x 610 mm

Power Requirement : Monitor takes 4 AA batteries.

Maximum User Weight : 136 kg

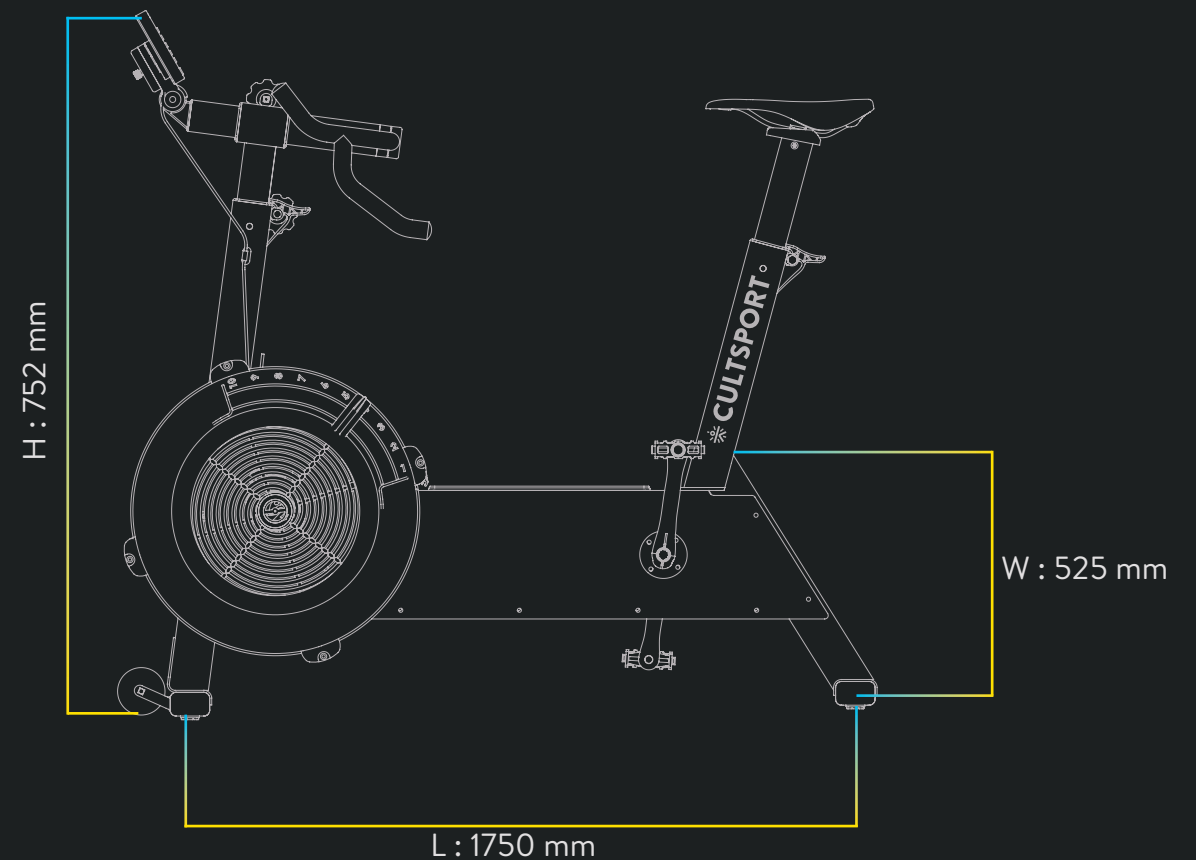
Construction : Welded aluminum frame & Steel feet.

Finish : Black powder coat frame & grey anodized posts

Machine Weight : 31 kg



SCAN TO
WATCH THE
DEMO VIDEO



ELLIPTICAL



Add a new Dimensions and excitement to the cardio floor with the Cultsport Elliptical that delivers functional challenges, more muscle demands and greater caloric burn. The Elliptical features durability, unique motions, intuitive screen, offering an exciting and effective exercise experience. This machine sets the standard for low-impact, high-intensity workouts and makes every movement feel natural.

Features



RESISTANCE TOGGLES



USB PORT



MOBILE & BOTTLE HOLDER



MOVING HANDLE BARS



PORTABLE



EASY INGRESS



ERGONOMIC PEDALS

Functions



INTEGRATED CONSOLE



HEART RATE MONITORING

INTEGRATED CONSOLE

- 1) Large LED display monitor with quantitative performance of each parameter.
 - 2) Intuitive data for performance tracking and analysis.
 - 3) Infrared human body induction
 - 4) Multiple workout modes available on display panel
- Moving handlebars give an added advantage to the exercisers for them achieve a total body workout.
 - Easy access to Resistance Toggles
 - Easy to get on and off the machine.

Specifications

Name : Elliptical CS-B9100E

Dimensions : 1765 x 926 x 1160 mm

Resistance : Magnetron resistance system

Power : Self-generation

Display : 15.6' LED Keyboard

Resistance : Electromagnetic control 40 levels

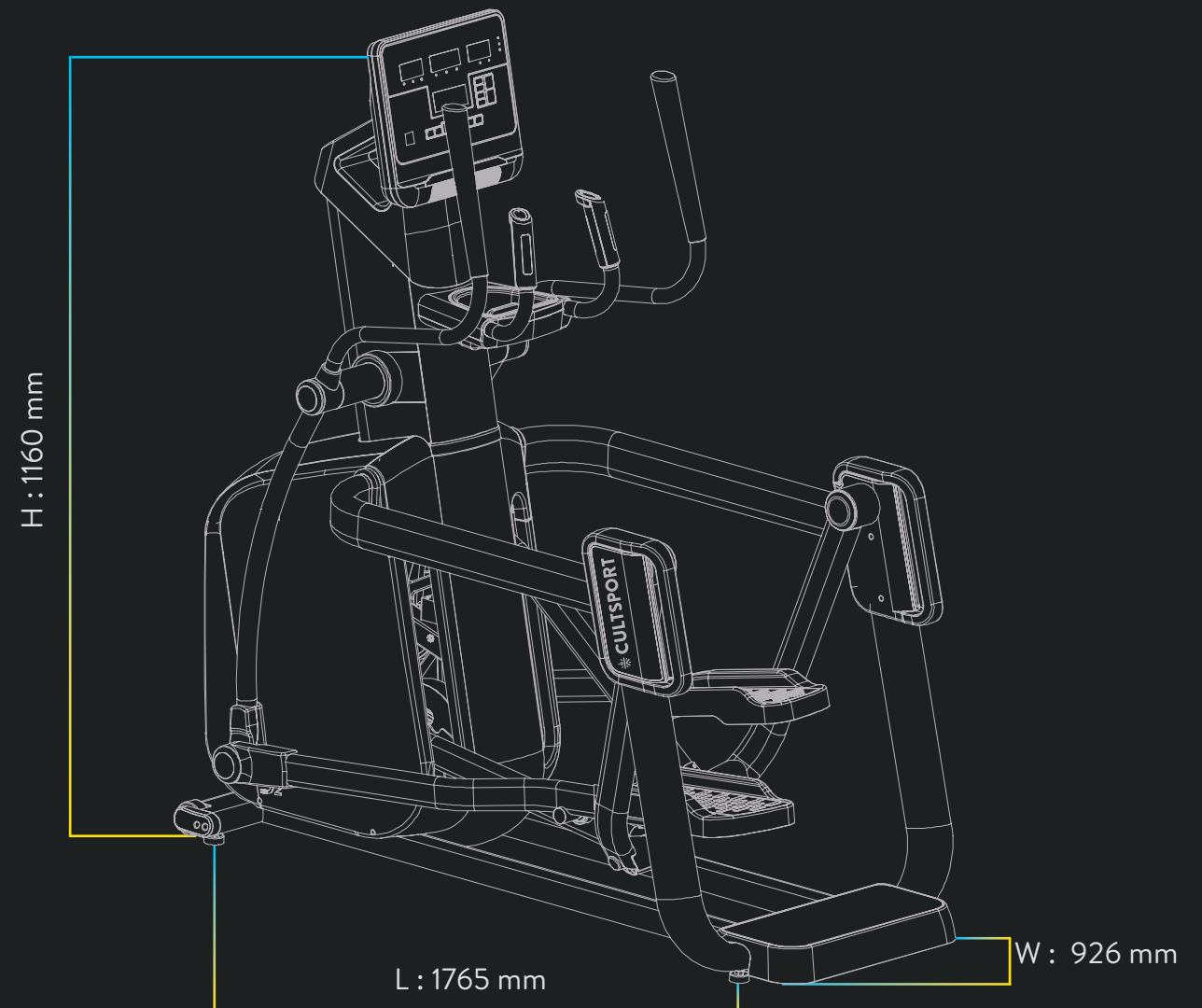
Program : Constant Watt, Interval, Fat Bum, Cardio

Flywheel : 14kg

Max user's weight : 180kg

N. W : 188kg

G.W : 245kg



SCAN TO
WATCH THE
DEMO VIDEO

 CULTSPORT

AIR ROWER



The Air Rower responds to your effort on every pull, so you are in full control of your exertion and resistance at all times. The spiral damper allows you to quickly adjust the airflow to the flywheel, so you can change the feel of the pull to suit your preference. Air Rower machines are suitable for home and gym or commercial use.

Features



ERGONOMIC HANDLES



ERGONOMIC SEAT



DIGITAL MONITOR



ADJUSTABLE FOOTREST



ADJUSTABLE STRAP



PORTABLE



ADJUSTABLE AIRFLOW RESISTANCE

Functions



- Adjustable footrests allow for quick and easy sizing to fit a wide range of shoe sizes.
- The Monitor provides distance, speed, pace, calories, and watts for each workout.
- The Monitor also has pre-loaded workouts like Interval training.
- The air rower is easy to wheel around for maintenance and storage.

Specifications

Name : Air Rower CS-T2

Dimensions : 2440 x 610 mm

Seat Height : 360 mm

Power Requirement : Monitor takes 4 AA batteries.

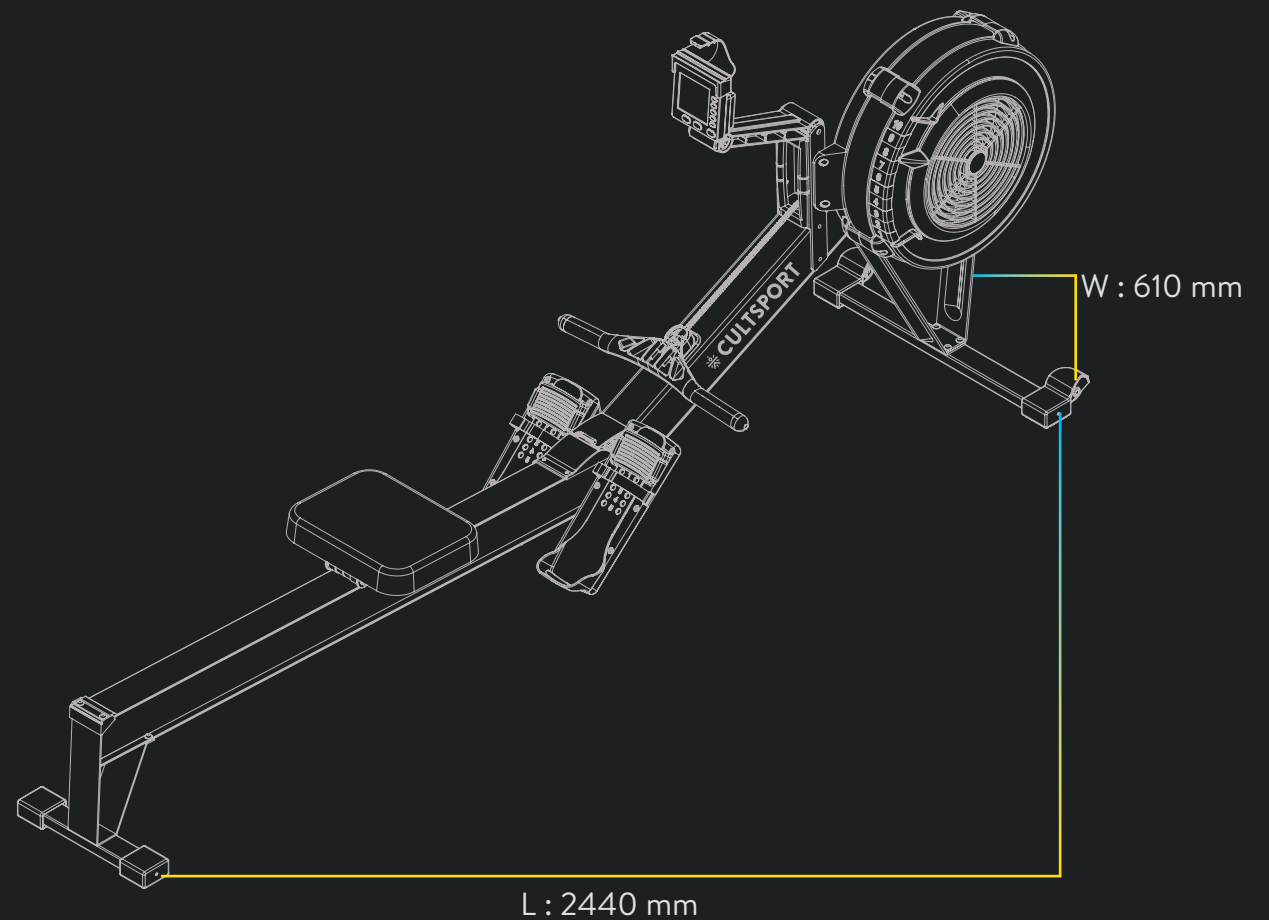
Chain : Nickel-plated steel chain

Maximum user weight : 135kgs

Machine Weight : 26 kg



SCAN TO
WATCH THE
DEMO VIDEO



SKI MACHINE



The Ski Trainer is designed to provide skiing related exercises and gives several options. It features an advanced monitor that provides immediate and accurate performance data. This helps to build ski-relevant muscles in the upper body, abdomen, back and leg muscles.

Features



DIGITAL MONITOR WITH ALL ESSENTIAL MEASURABLES



ADJUSTABLE AIRFLOW CONTROL



ERGONOMIC HANDLES



PORTABLE



SUPERIOR STRENGTH DRIVE CORDS

Functions



ANTI SKID FLOOR STAND



FREE STANDING OR WALL MOUNTED

- Can be used as free standing or wall mounted.
- Flywheel comes with an adjustable airflow control.
- Durable construction & easy to maintain.
- Anti skid and wear resistant floor stand
- Digital Monitor with essential measurables & comes with preloaded workouts

Specifications

Name : Ski Machine CS-S22

Dimensions : 600 x 1270 x 2160 mm

Power Requirement : Monitor takes 4 AA batteries.

Frame : Aluminum

Finish : Powder coat

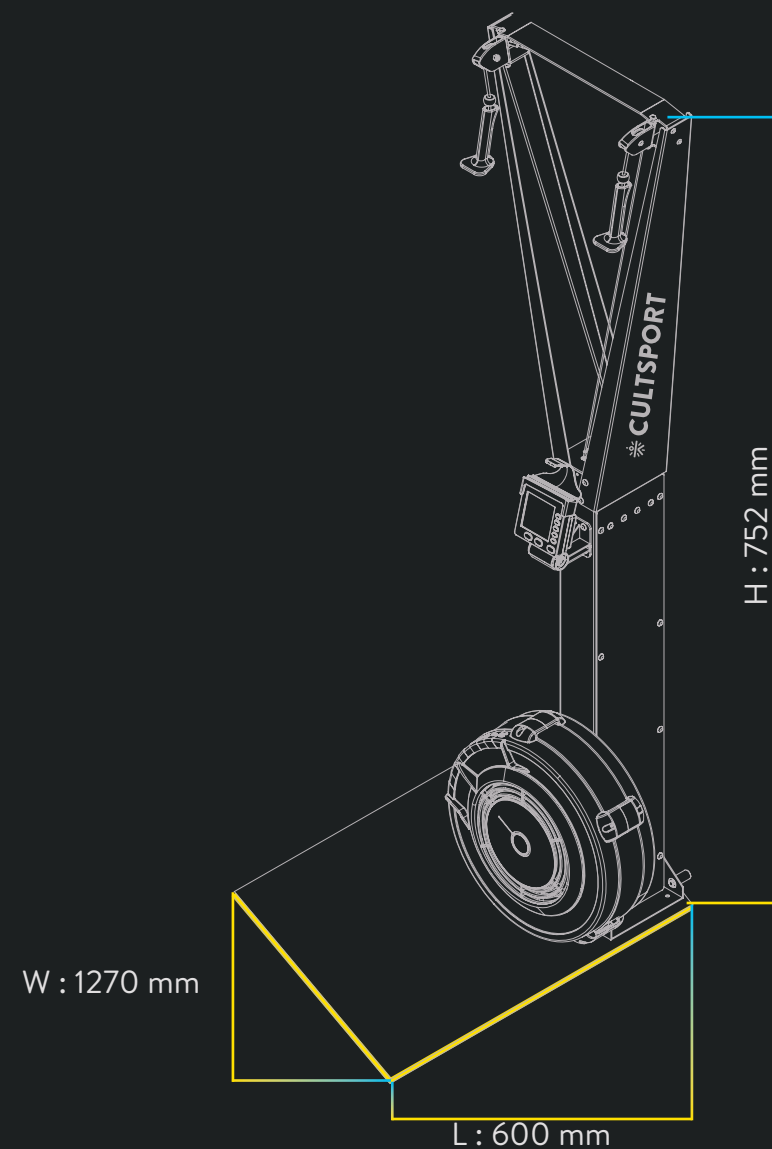
Color : Scheme Black

Machine Weight Ski : 20.9 kg

Floor stand : 16 kg



SCAN TO
WATCH THE
DEMO VIDEO



AIR BIKE



Air Bike is scientifically designed to achieve perfection regarding upper as well as lower body workouts. It is an ideal machine to achieve your cardiovascular targets and workout goals in a safe and secure manner. The seat is adjustable and comfortable. The machine is designed in such a manner, that it functions smoothly and silently. The machine is well equipped to suit the requirements of all the users.

Features



DIGITAL MONITOR WITH PRE-LOADED WORKOUTS



RUBBER DIPPED HANDLES



PADDED SEATS



PORTABLE



PEG ATTACHMENT FOOT RESTS

Functions



4-WAY ADJUSTABLE SEAT- HORIZONTAL



4-WAY ADJUSTABLE SEAT- VERTICAL

Pre-Built Programs:

- Quick Start, Competition Racing, Interval/ Tabata, Target Time, Target Distance, Target Calories, Target Strokes, Target Heart Rate, and more!
- Durable construction and easy to maintain.
- The flywheel design minimizes noise while maximizing a smooth feel.
- **Pushing, Pulling, and Pedaling** can all be done with the Air Bike. This activates muscles in your arms, Chest, back, legs, and even your core for strong abs! Quickly burn calories with a full-body workout.

Specifications

Name : Air Bike CS-T3

Dimensions : 1293 x 592 x 1229 mm

Resistance Adjustment Method : Magnetic

Screen : LED Keyboard

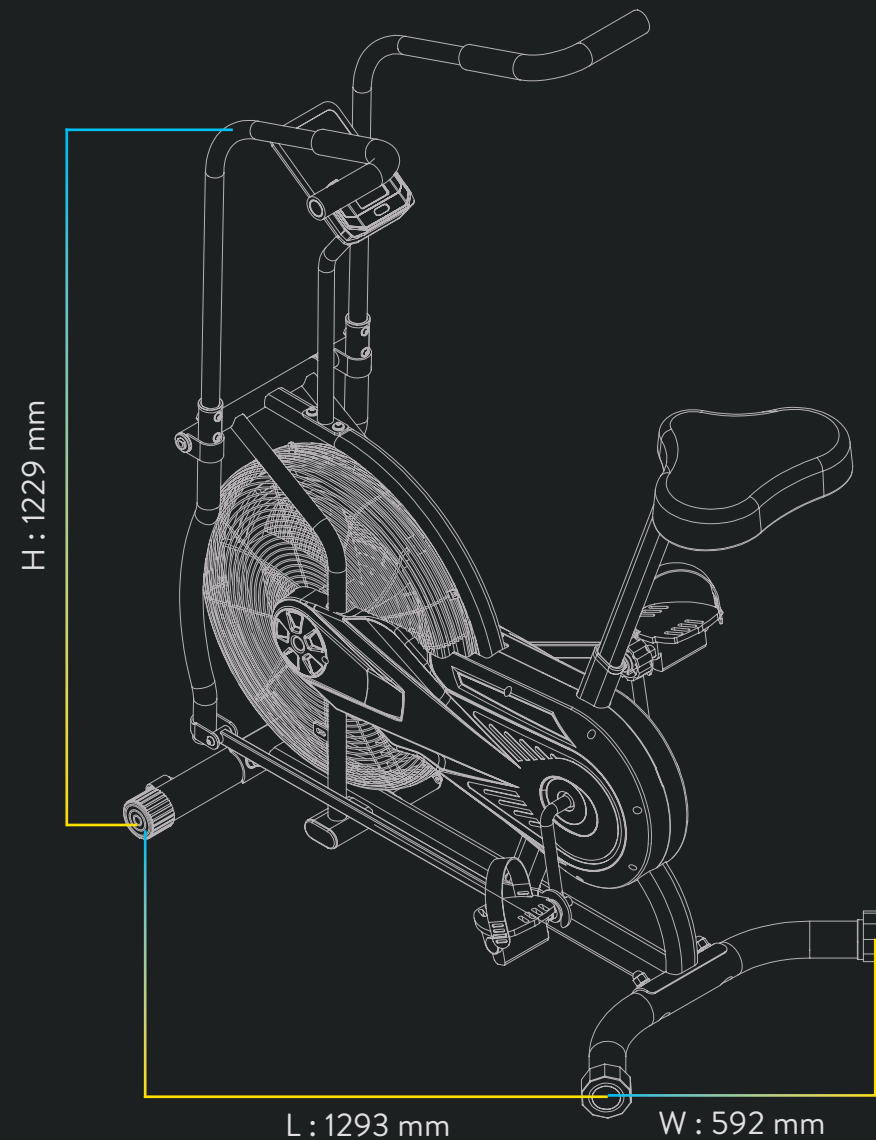
Display : Time, Display, Calories etc

Sport Model : 10 models

G.W & N.W : 55 kgs & 65 kgs



SCAN TO
WATCH THE
DEMO VIDEO



COREMILL



CoreMill is specifically designed for a variety of Sled workouts to suit the athletes needs, including Sled Pull, Sled Push, Sled Drag, along with high performance of running,. Twin Resistance system helps users to empower the core muscles, and Dynamic Tracking System provides motorized adaptive resistance which can be adjusted to make the exercise more targeted- whether for power development, muscular endurance or aerobic training.

Features



IN REACH CONTROLS



SPEED & INCLINE CONTROLS



EMERGENCY STOP



TRACKBELT



HEART RATE MONITORING



ADJUSTABLE INCLINATION



DIGITAL CONSOLE

Sled Training



Features



GEAR FOR SLED TRAINING



DETACHABLE ELASTIC BAND x 2

Functions



MOTORIZED TREADMILL



UNIQUE REVERSE FEATURE

Specifications

Name : CoreMill CS-M560

Dimensions : 1904 x 830 x 1790 mm

Controller : AC Servo Motor Driving System

Display : AD Tech L2 LED

Orbital Core-Bar : air shock + extra Elastic Rope

Running Area : 560 x 1560 mm

Lunrication Reminder : Standard

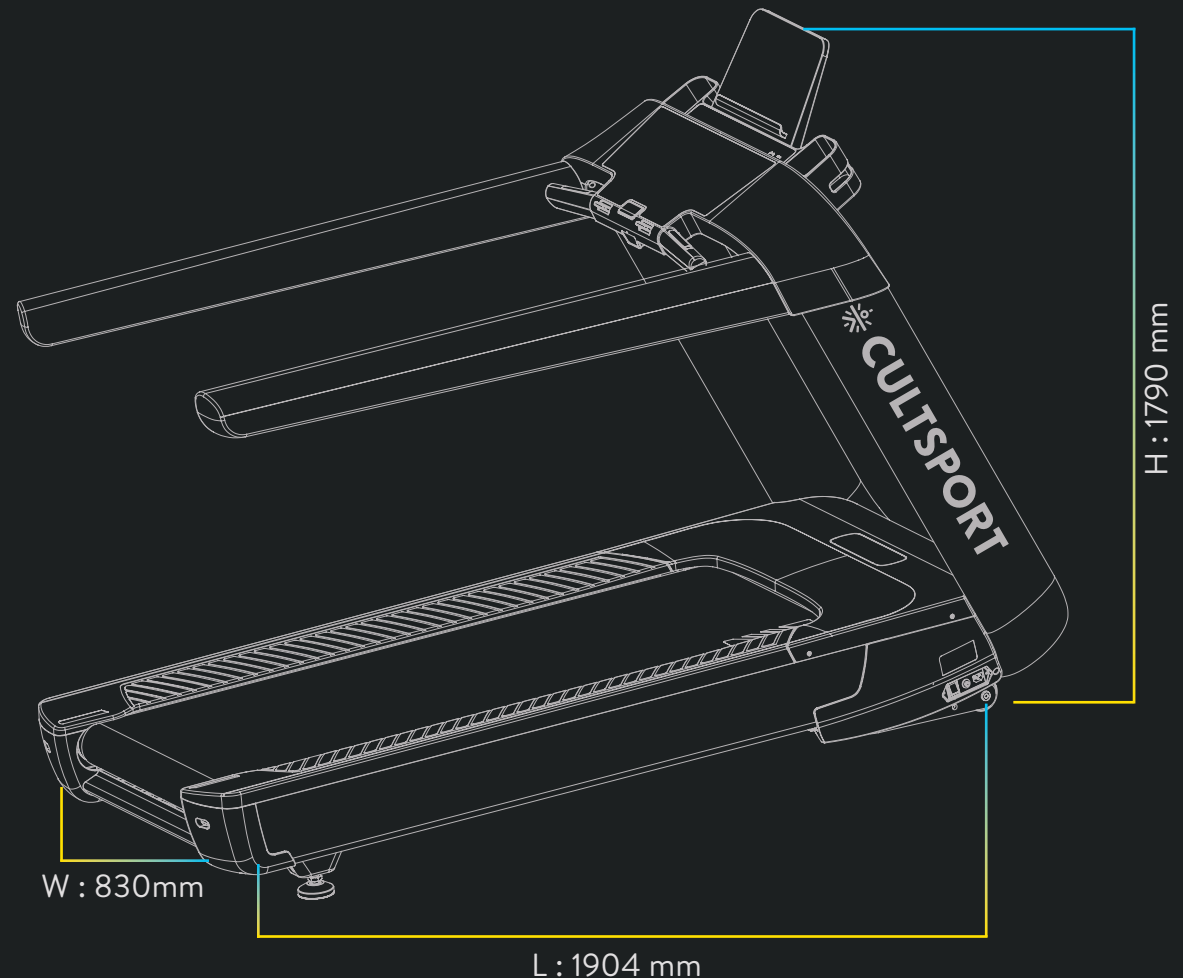
USB Charger : Standard

Running Belt : Pre-Wax 2.5 mm

Running Deck : Anti-Friction 25 mm

Loading Capacity 20' / 40' HQ : 30 / 80 Set

Max User Weight : 160 Kgs



SCAN TO
WATCH THE
DEMO VIDEO

 CULTSPORT





STRENGTH

Cultsport Strength machines are built by keeping every type of user in mind. Our machines are designed with comfortable touch points and functional features, lending convenience and comfort to all fitness enthusiasts. The design details brings particular attention to biomechanics as a unique feature.



CHEST PRESS



The Cultsport Chest Press machine features a converging path of motion that allows the user to train through a complete range of movements and achieve better results. The independent arms provide balance strength development and adds variety in training. The seat and backpad can be easily adjusted from a seated position allowing different body types to experience a comfortable range of motion.

Features



PHONE & BOTTLE HOLDER



ERGONOMIC HANDLES



ACCESSIBLE INCREMENT WEIGHTS



CUSHIONED SEAT FOR SUPPORT



ADJUSTABLE SEAT

Specifications

Name : Chest Press CS-G6801

Dimensions : 1471 x 1395 x 1820 mm

Color : Black silver & Flash silver black ash

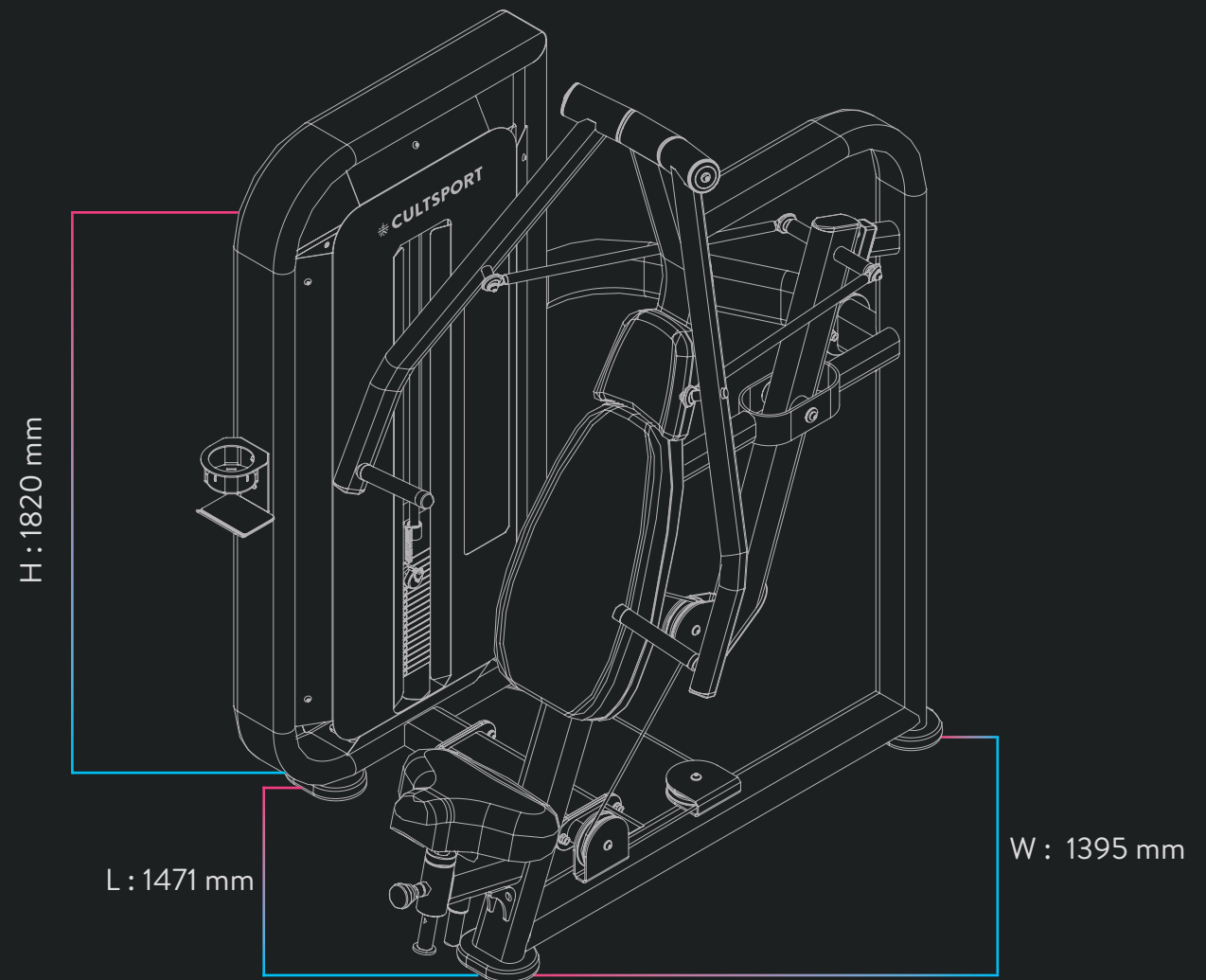
Muscle Trained : Pectoralis major, Anterior Deltoids, Triceps

Weight plates : 90kgs

Tube Size : 150 x 50 x t2.0 mm



SCAN TO
WATCH THE
DEMO VIDEO





**FITNESS
IS NOT AN
OPTION**

 **CULTSPORT**



SEATED ROW



The Cultsport Seated Row develops the muscles of the back and the forearms. It is an excellent all-around compound exercise for developing the middle back while offering useful arm work as well. The seated cable row is performed on a weighted horizontal cable machine with a bench and footplates. It can be used as part of an upper-body strength workout.

Features



ERGONOMIC HANDLES



ADJUSTABLE CHEST PAD



CHEST PAD ADJUSTMENT



ACCESSIBLE INCREMENT WEIGHTS



PHONE & MOBILE HOLDER



STABLE FOOTREST



ADJUSTABLE SEAT

Specifications

Name : Seated Row CS-G6803

Dimensions : 1586 x 1073 x 1544 mm

Color : Black silver & Flash silver black ash

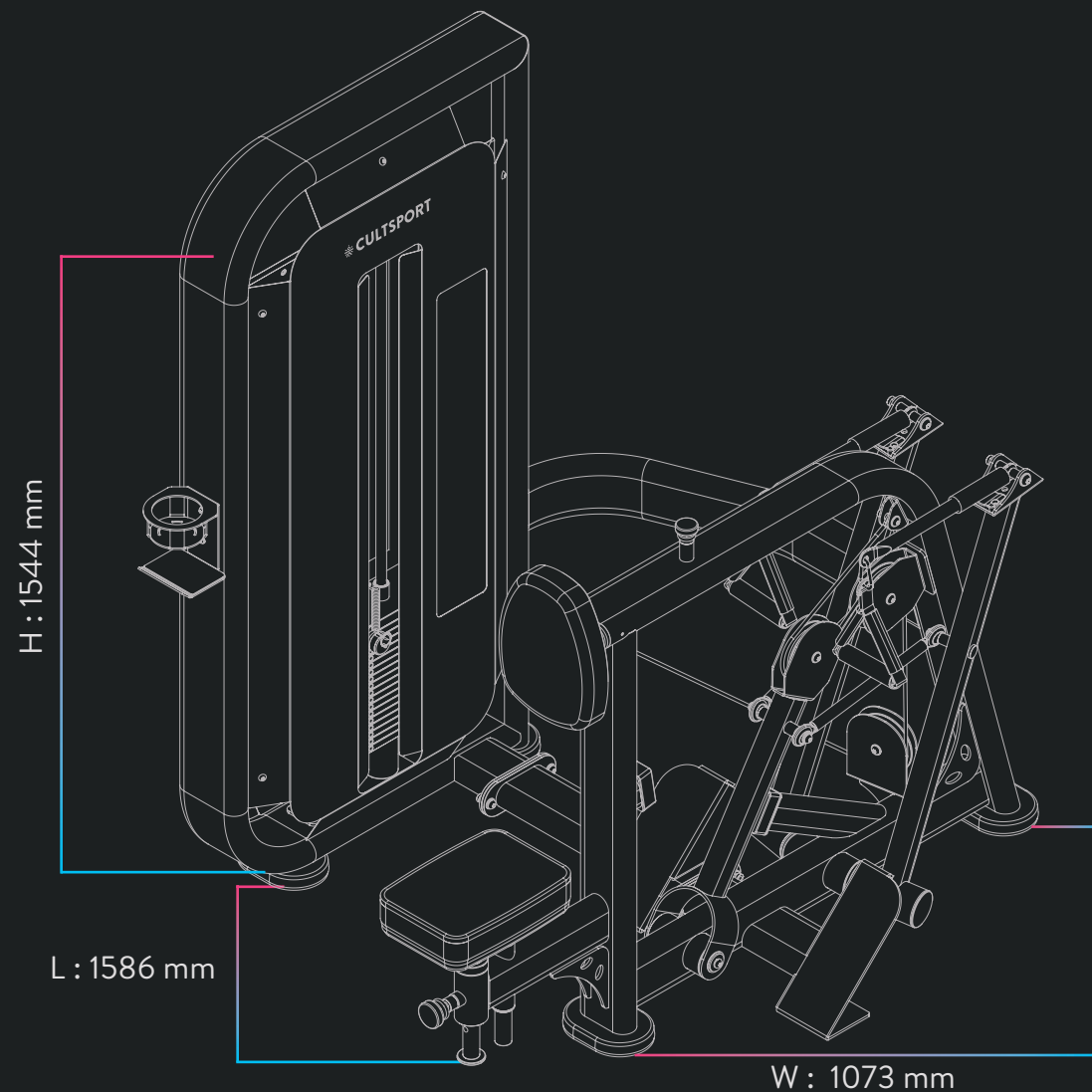
Muscle Trained : The back muscles, trapezius muscle, biceps

Weight plates : 90 kgs

Tube Size : 150 x 50 x t2.0 mm



SCAN TO
WATCH THE
DEMO VIDEO





BEAST
MODE
ON

 CULTSPORT



SHOULDER PRESS



The Cultsport Shoulder Press delivers a targeted movement with an arm that is counter-balanced with a rear-set pivot designed to create a proper motion path and low starting lift weight. The unique ratchet adjustment fits all users and allows the seat to be easily adjusted from the start position. The various grip options allow for a wide range of user start positions and exercise variety

Features



PHONE & BOTTLE HOLDER



ERGONOMIC HANDLES



BACK WEIGHTS



SEAT ADJUSTMENT



ACCESSIBLE INCREMENT WEIGHTS

Specifications

Name : Shoulder Press CS-G6804

Dimensions : 1631 x 1485 x 1534 mm

Color : Black silver & Flash silver black ash

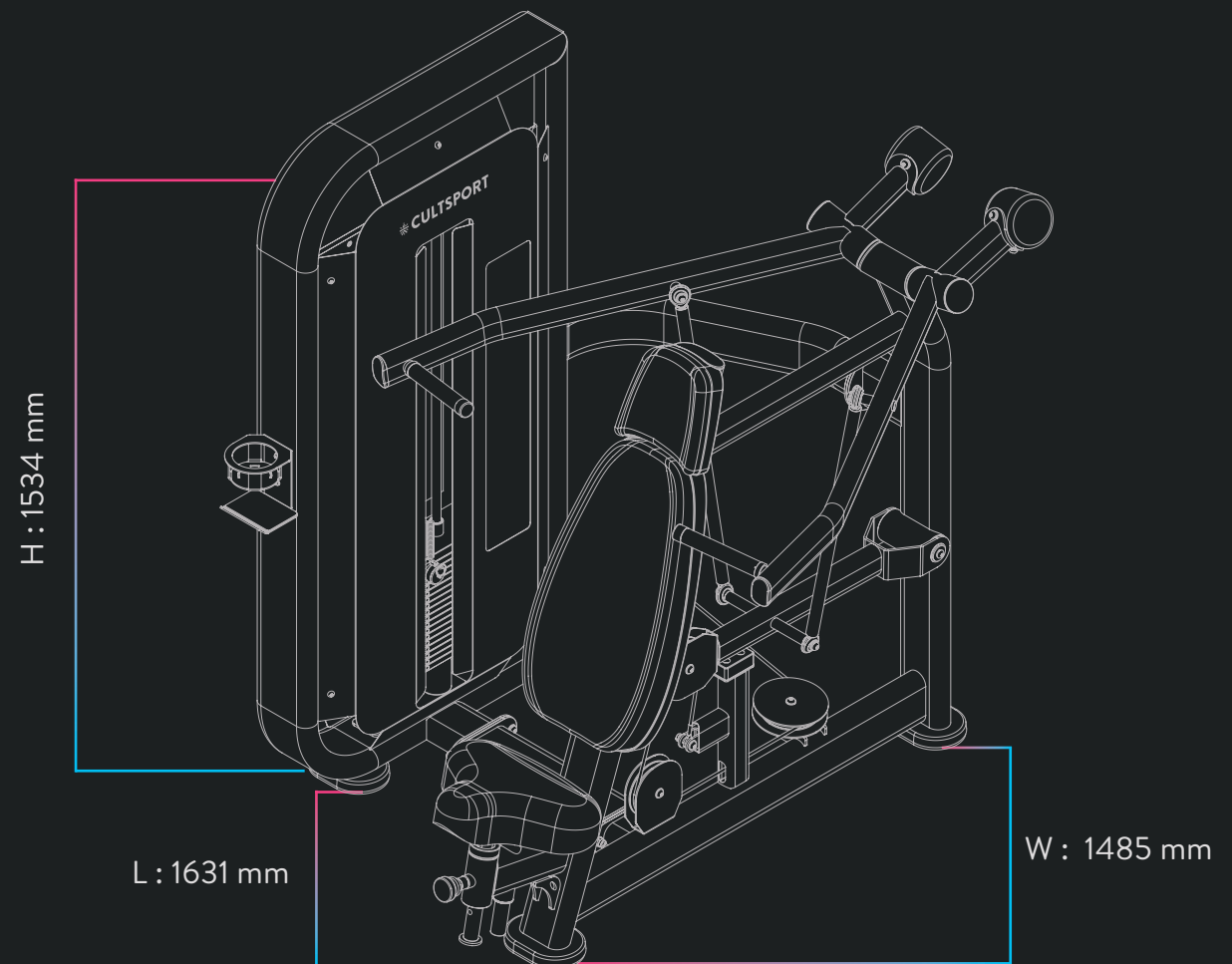
Muscles Trained : Deltoids, Triceps

Weight plates : 90 kgs

Tube Size : 150 x 50 x t2.0 mm



SCAN TO
WATCH THE
DEMO VIDEO





MAKE
YOUR
MOVE

 CULTSPORT



LAT PULLDOWN



The Cultsport Lat Pull down machine focusses to strengthen the latissimus dorsi muscle, which is the broadest muscle of the back that stretches across the ribs. Diverging path of motion invites a complete range of movement for optimal training results. Independent arms provide balanced strength development and bilateral reciprocal training. The adjustable thigh pad optimizes performance for different body types and strength levels.

Features



PHONE & BOTTLE HOLDER



ERGONOMIC HANDLES



ADJUSTABLE THIGH PAD



ADJUSTABLE SEAT



ACCESSIBLE INCREMENT WEIGHTS

Specifications

Name : Lat Pulldown CS-G6806

Dimensions : 1408 x 1322 x 1881 mm

Color : Black silver & Flash silver black ash

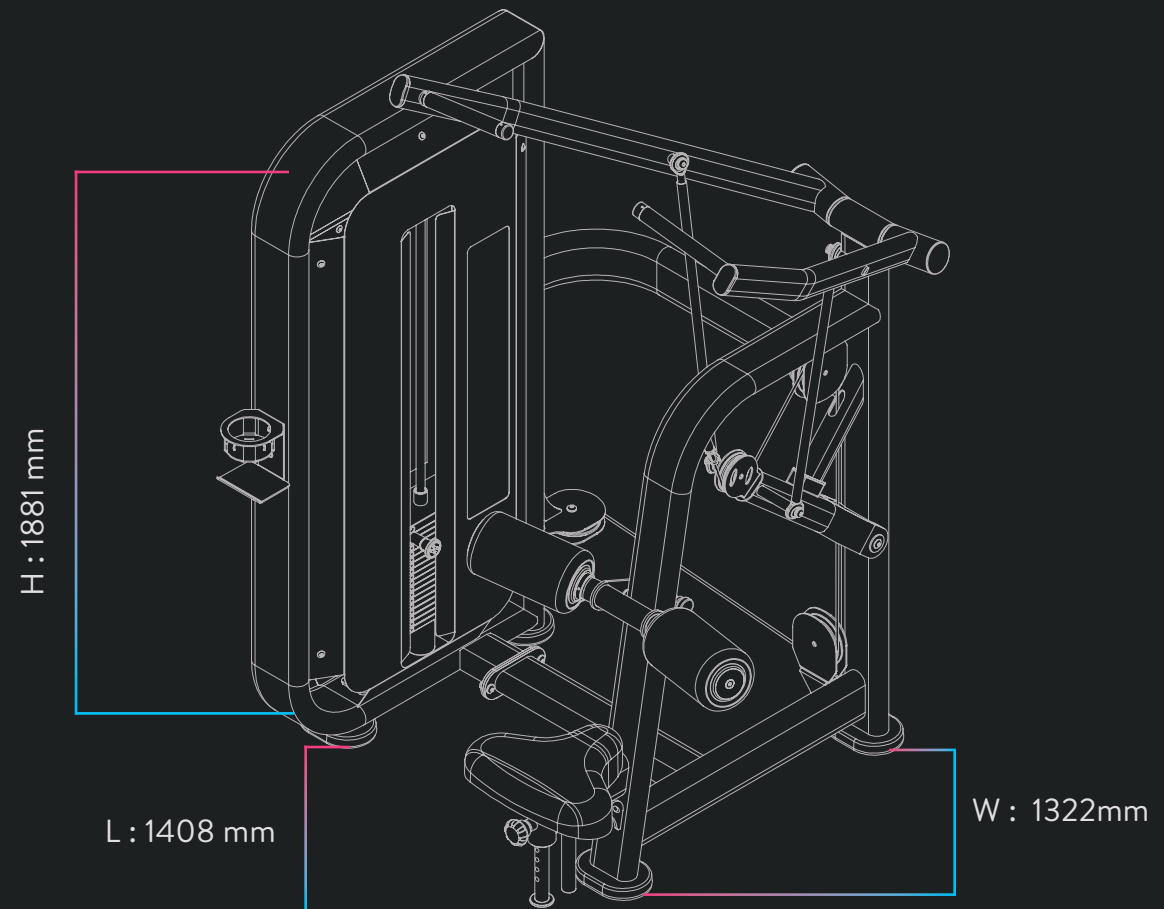
Muscles Trained : Latissimus dorsi, trapezius, biceps

Weight plates : 90 kgs

Tube Size : 150 x 50 x t2.0 mm



SCAN TO
WATCH THE
DEMO VIDEO





HUSTLE
THOSE
MUSCLES

 CULTSPORT



LEG EXTENSION



The Cultsport Leg Extension machine provides users a comfortable starting position while ensuring the resistance profile is always optimal. The angular seating makes it easy for users to get a natural and comfortable workout and also helps in relieving hamstring tension. The machine features effortless leg pad adjustment.

Features



PHONE & BOTTLE HOLDER



ERGONOMIC HANDLES



BACK WEIGHTS



SEAT ADJUSTMENT



ACCESSIBLE INCREMENT WEIGHTS

Specifications

Name : Leg Extension CS-G6810

Dimensions : 1205 x 1120 x 1545 mm

Color : Black silver & Flash silver black ash

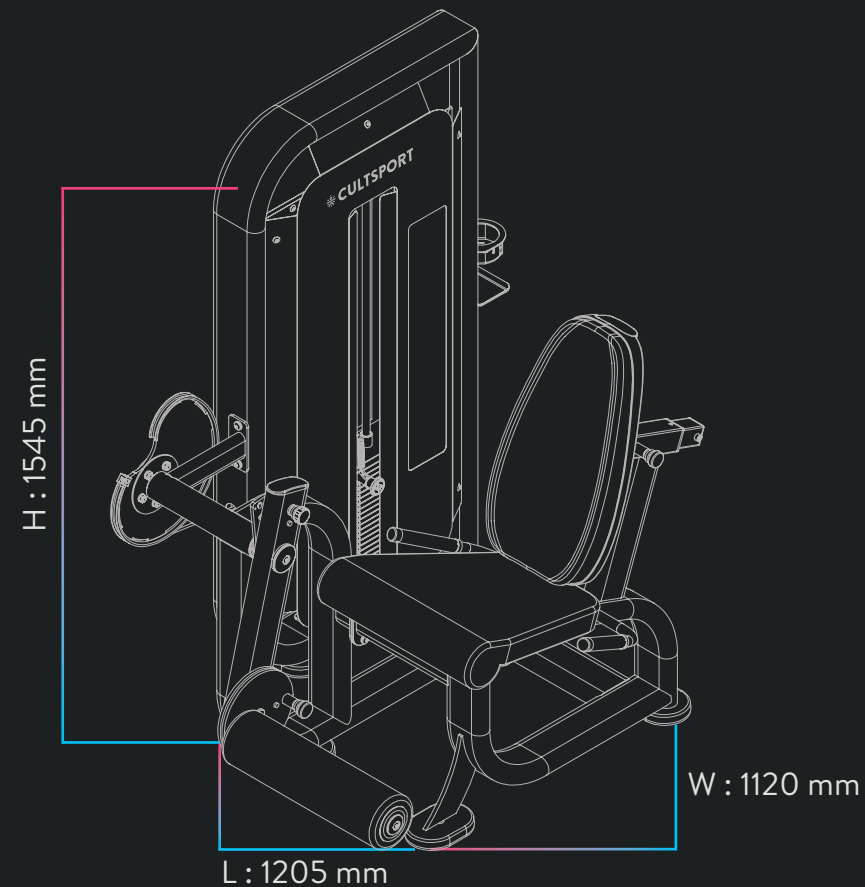
Muscles Trained : Quadriceps

Weight plates : 100kgs

Tube Size : 150 x 50 x t2.0 mm



SCAN TO
WATCH THE
DEMO VIDEO





WAKE UP
TRAIN
REPEAT

 CULTSPORT



PEC FLY / REAR DELTOID



The Cultsport Pec Fly machine is ideal for increasing chest strength and muscle mass by targeting the pectoralis muscles. The unique feature of overhead floating pivot creates a biomechanical correct motion and accommodates individual forearm lengths. Optimized handle position reduces the need to adjust the seat between rear deltoid and fly exercise. The easy-adjust start position and dual hand positions offer exercise variety.

Features



RANGE-OF-MOTION



SEAT ADJUSTMENT



ERGONOMIC SEAT



ACCESSIBLE INCREMENT WEIGHTS



DUAL HANDPOSITIONS



DUAL HANDPOSITIONS



PHONE AND BOTTLE HOLDER

Specifications

Name : Pec Fly/ Rear Deltoid CS-G6813

Dimensions : 825 x 2043 x 1136 mm

Color : Black silver & Flash silver black ash

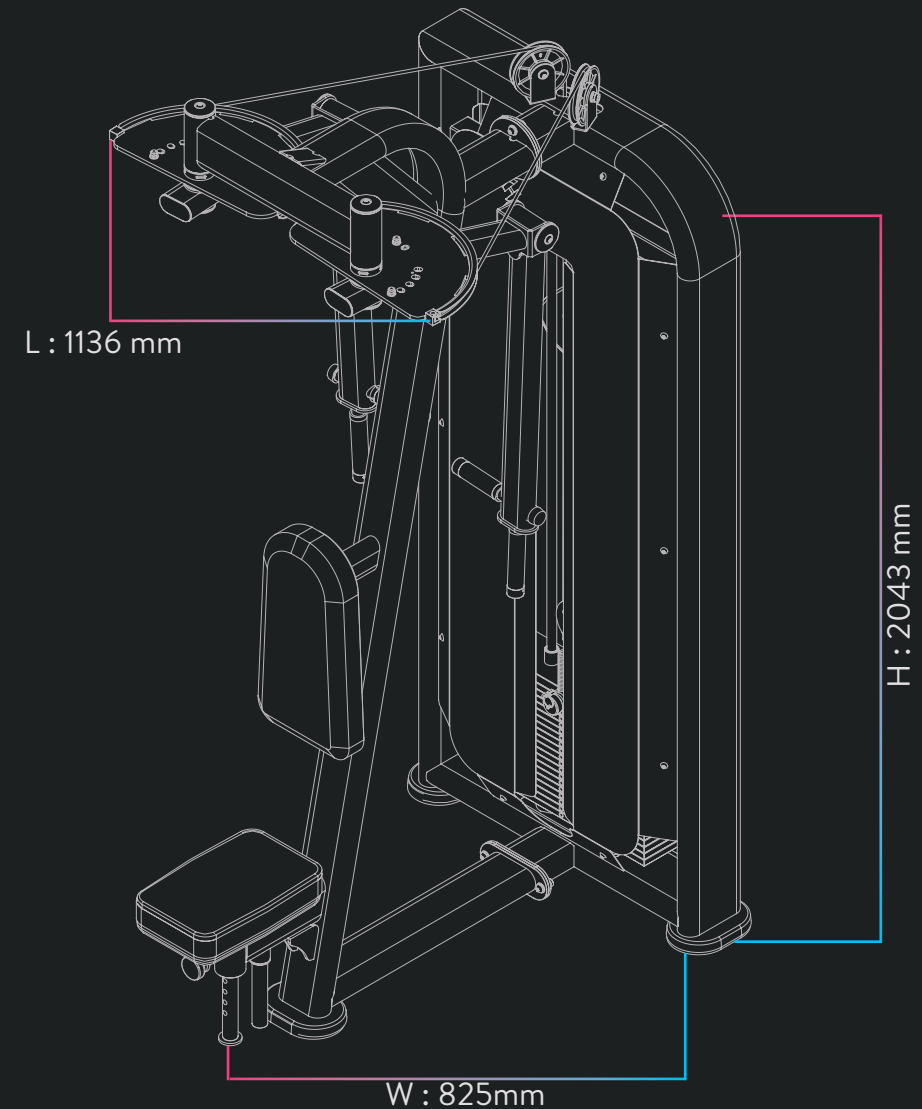
Muscles Trained : The pectoralis major muscle, trapezius muscle

Weight plates : 100kgs

Tube Size : 150 x 50 x t2.0 mm



SCAN TO
WATCH THE
DEMO VIDEO





**STRONGER
THAN
YESTERDAY**

 **CULTSPORT**



PRONE LEG CURL



The Prone Leg Curl features a diverging hip and chest pad angle, which minimizes lower back stress and helps maintain proper alignment. The ankle roller pad adjusts for varying leg lengths and ensures smooth and optimal resistance. The angled hip and chest pads on the Prone Leg Curl ensure proper alignment of the exerciser's knee with the pivot point to maximise comfort while isolating the hamstring.

Features



ERGONOMIC HANDLES



PHONE & BOTTLE HOLDER



ADJUSTABLE ANKLE ROLLER PAD



DIVERGENT ANGLE



ACCESSIBLE INCREMENT WEIGHTS

Specifications

Name : Prone Leg Curl CS-G6812

Dimensions : 1535 x 1140 x 1350 mm

Color : Black silver & Flash silver black ash

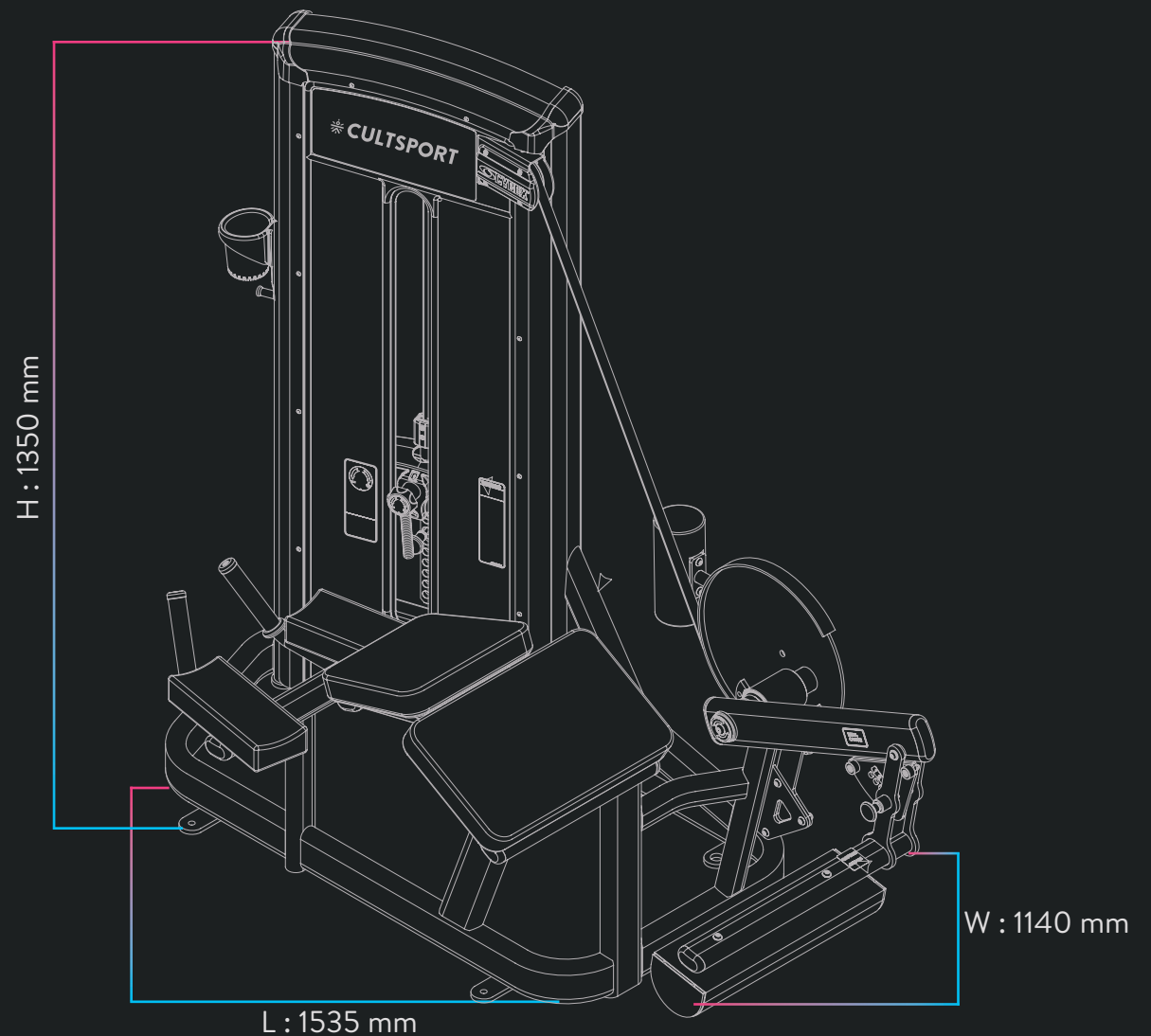
Tube Size: 150 x 50 x T3.0 mm

Weight Stack : 100kg

Muscle Trained : Biceps femoris



SCAN TO
WATCH THE
DEMO VIDEO





SWEAT
NOW
SHINE
LATER

 CULTSPORT



ASSIST DIP CHIN



The Cultsport Assist Dip Chin Machine is a fundamental part of the strength training progression. Foldable kneepads give the option for unassisted training, and multi-position handles allow exercise variation. The adjustable dip grips encourage proper wrist placement and muscle variation, while the large, textured multi level foot platforms make it easy to get on and off the machine.

Features



MULTI-LEVEL FOOT PLATFORMS



ROTATING DIP GRIPS



MULTI-POSITION PULL-UP HANDLES



FOLDABLE KNEE PLATFORM



ACCESSIBLE SUPPORT WEIGHTS

Specifications

Name : Assist Dip Chin CS-G6851

Dimensions : 975 x 1425 x 2230 mm

Color : Black silver & Flash silver black ash

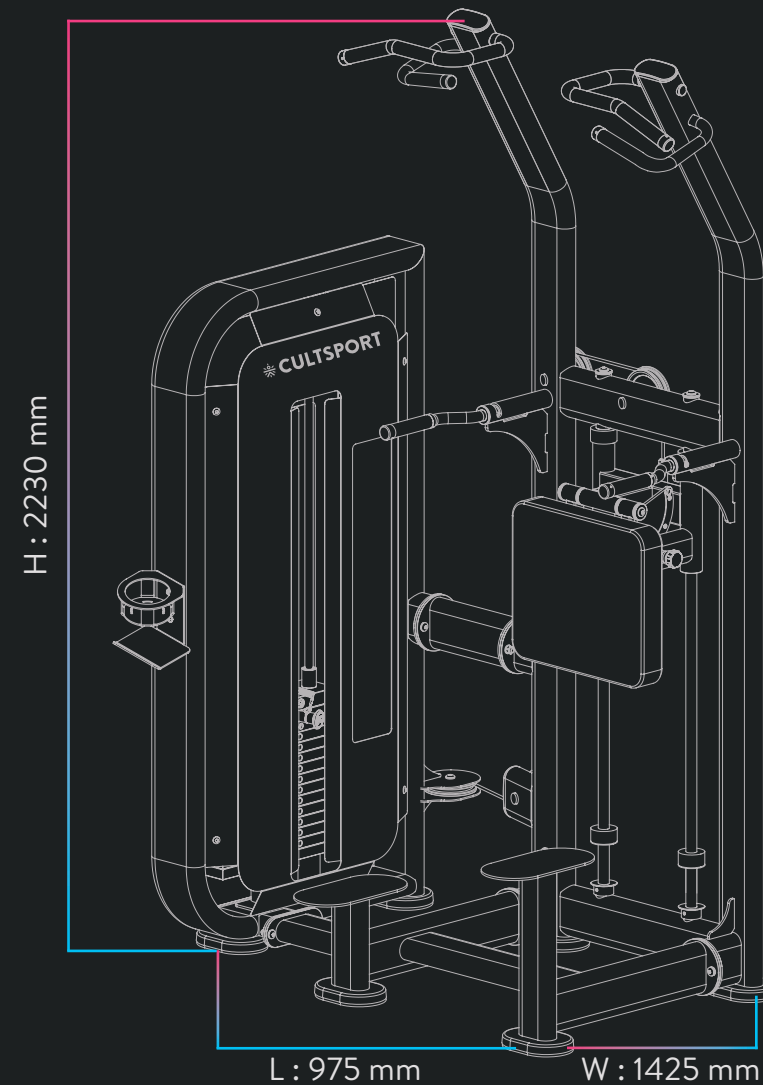
Muscles trained : The whole body

Tube Size : 120 x 50 x t2.0 mm

Weight plates : 135kgs



SCAN TO
WATCH THE
DEMO VIDEO





YOUR
ONLY
LIMIT
IS YOU

 CULTSPORT



PLATE LOADED CALF RAISE



The Cultsport Plate Loaded Calf Raise is designed to train the soleus muscle motions. It also has an adjustable thigh pad restraint to accommodate various exercisers. A comfortably curved and angled foot pad optimizes biomechanics, and a quick-release bar catch simplifies operation. The knee pads easily adjust for tibia length and range of motion.

Features



QUICK-RELEASE BAR CATCH



ERGONOMIC HANDLES



ERGONOMIC SEAT



ANGLED FOOT PAD



ADUSTABLE KNEE PADS

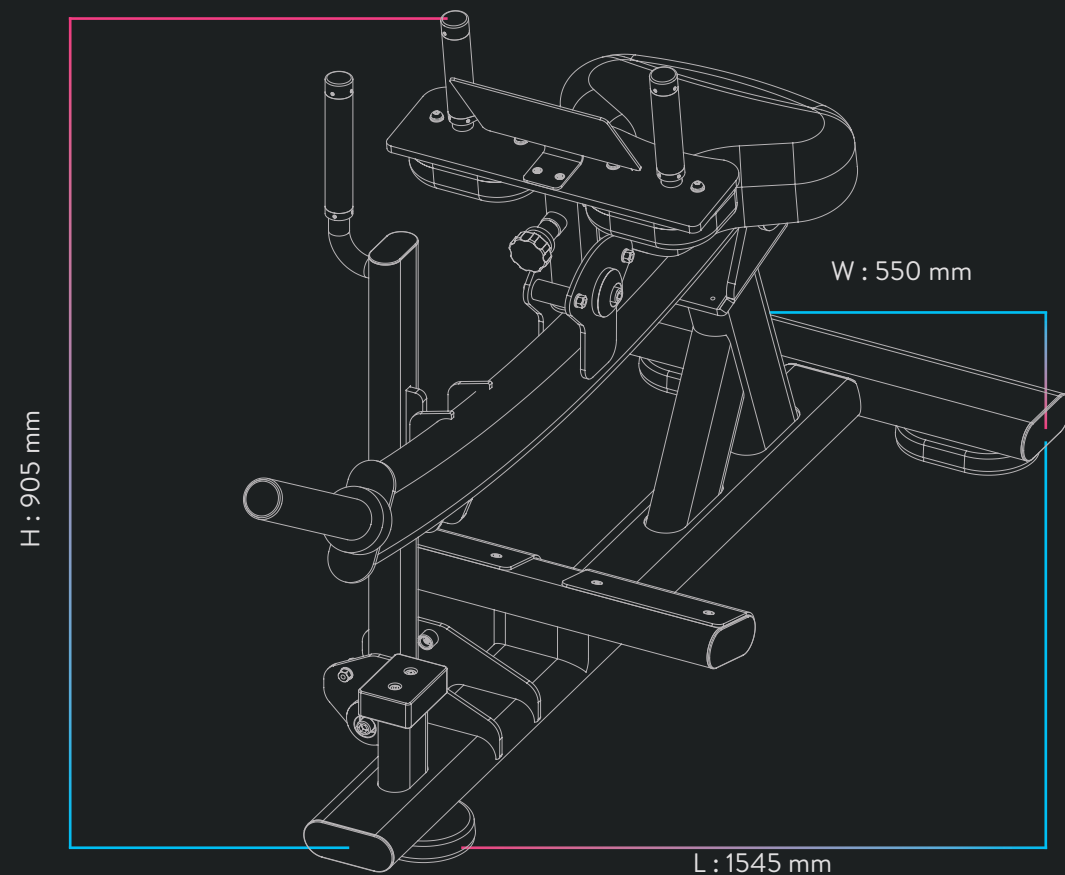
Specifications

Name : Plate Loaded Calf Raise CS-G6910

Dimensions : 1545 x 550 x 905 mm

Tube Size : 120 x 50 x T3.0 mm

Muscle Trained : Calf muscle groups





WE
ARE
CULT

 CULTSPORT



PLATE LOADED LINEAR LEG PRESS



The Cultsport Plate-Loaded Linear Leg Press is designed to be easy to use and have a smooth linear leg press motion. It also employs a flip-in, flip-out mechanism to aid exercisers in use. allows you to overload weight and challenge your quads, hamstrings, and glutes in a more isolated way than a traditional barbell squat. The fixed pattern reinforces proper form that will transfer over to other free weight movements. Adjustable bottom stops provide long or short ranges of motion for all user heights. There are numerous seat adjustments to allow you to find your perfect position and muscle isolation. Seat cushions provide comfort, support, and durability.

Features



WIDE FOOT PLATFORM



ERGONOMIC HANDLES



SUPPORT HANDLES



ADJUSTABLE BOTTOM STOPS



ADJUSTABLE BACK PAD



ADDITIONAL HORNS FOR
EXTRA WEIGHT PLATE STORAGE



PHONE & BOTTLE HOLDER

Specifications

Name : Plate Loaded Linear Leg Press CS-G6874

Dimensions : 2050 x 1000 x 1469 mm

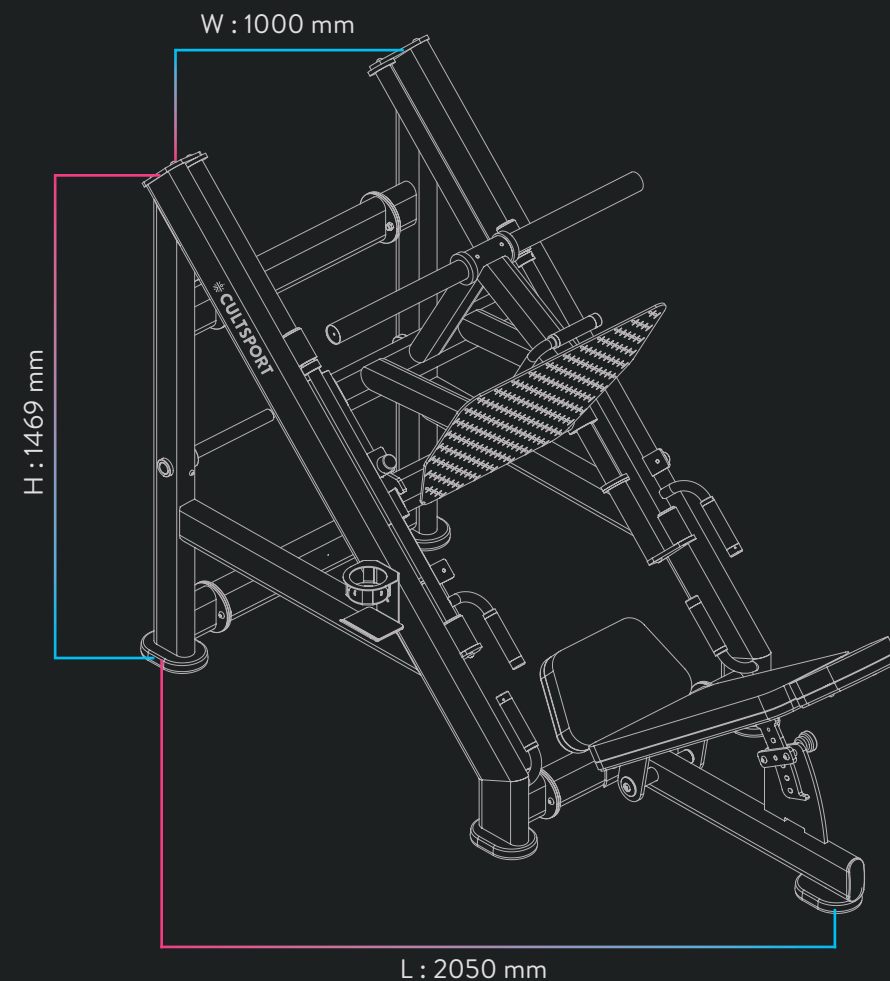
Color : Black silver & Flash silver black ash

Muscles Trained : Leg muscles

Tube Size : 150 x 50 x t2.0 mm



SCAN TO
WATCH THE
DEMO VIDEO





SET
GOALS &
CRUSH
THEM

 CULTSPORT



DUAL ADJUSTABLE PULLEY



This multi-exercise machine offers nearly limitless strength training options. The smart design of our Dual Adjustable Pulley provides a remarkable range of exercise options in a space-saving footprint. Multiple grip positions offer a comfortable, secure grip for a range of pull-up styles. Stainless-steel cable guides provide added protection for lasting durability. Optimized weight Stack : : position to minimize product width without sacrificing the functional aspects.

Features



ACCESSIBLE SUPPORT WEIGHTS



ERGONOMIC HANDLES



HOOKS TO HOLD ACCESSORIES



SMOOTH ADJUSTMENT OF SLIDER



MULTIPLE-USER EQUIPMENT

Specifications

Name : Dual Adjustable Pulley SH-G6820

Color : Black silver & Flash silver black ash

Dimensions : 1108 x 1160 x 2240 mm

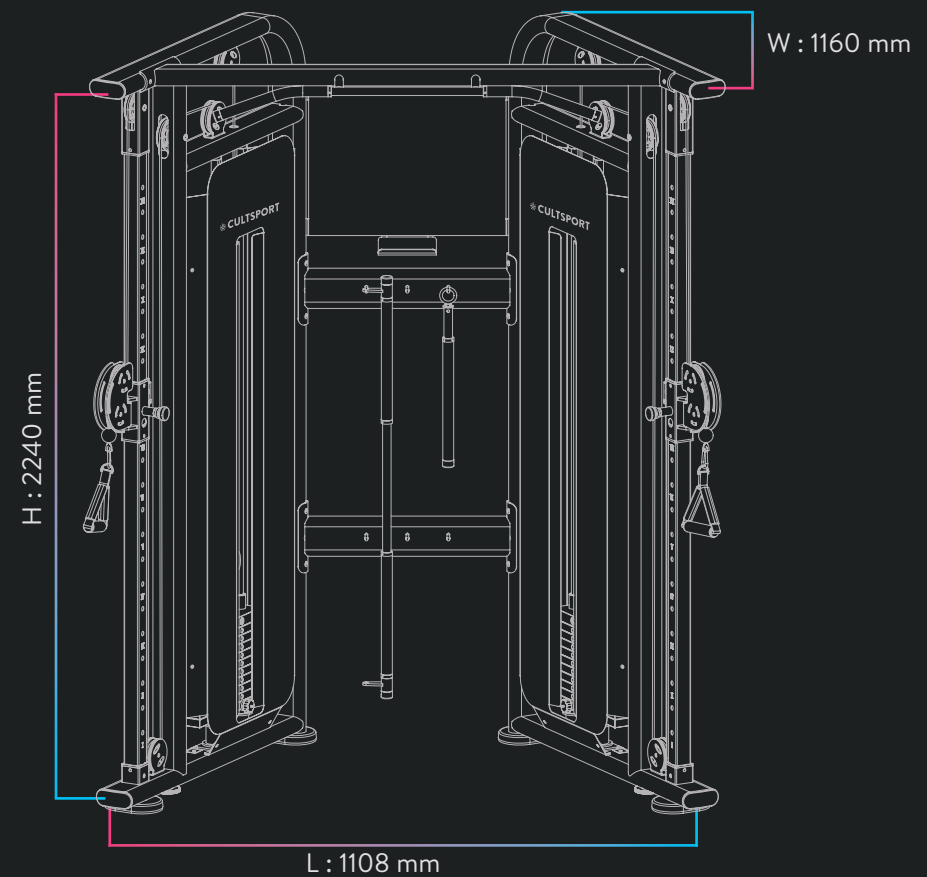
Muscles trained : Multiple

Weight plates : 200kgs (2sets)

Tube Size : 120 x 50 x t2.0 mm



SCAN TO
WATCH THE
DEMO VIDEO





SET
GOALS &
CRUSH
THEM

 CULTSPORT







RACKS & BENCHES

Cultsport Racks and Benches offers a wide range of multi utility equipments for all users made with high quality durable material and comes with movable features.



HALF RACK / POWER RACK



The Cultsport Half Rack offers several workout possibilities for the upper as well as the lower body. Enhanced functional capabilities allow for Power Rack exercises as well as use of bands, chains, Torso Trainers, Battle Ropes, Suspension Training and more. When paired with an adjustable bench and barbell, this unit can become the centerpiece of your home gym or a fitness facility with space constraints.


Features



SPOTTER ARMS



HIGH QUALITY J HOOKS



ADJUSTMENT BARS




HOOKS FOR RESISTANCE BAND



LANDMINE ATTACHMENT



COLORED LOCKING PIN



STORAGE FOR ACCESSORIES

Functions



Specifications

Name : Half Rack CS-G8901

Dimensions : 1510 x 1465 x 2465 mm

Weight : 183KG

Main tube size : 125 x 75 x t4.0 mm

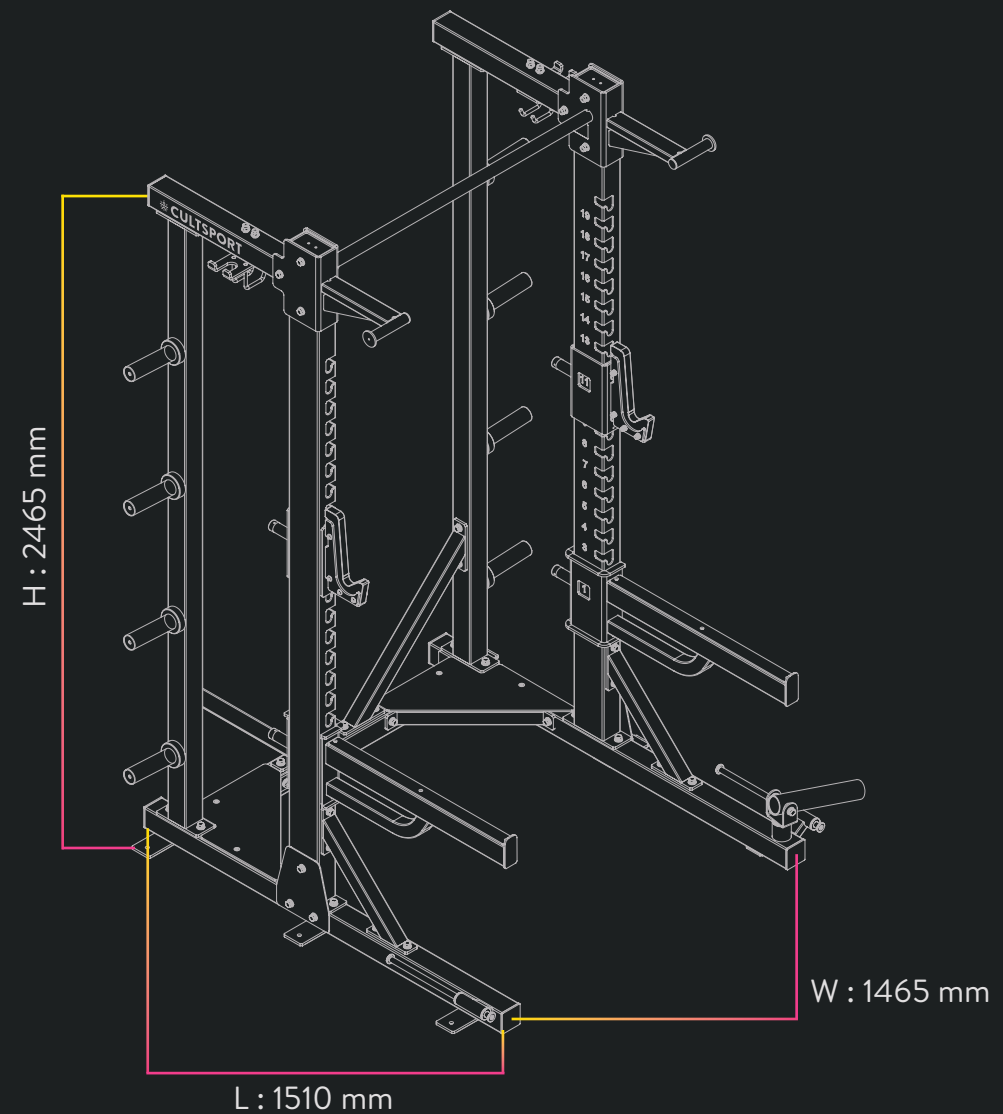
Color : Black & Blue

Material : Q235A Steel

Function : Barbell plates rack, universal barbell sleeve,
weight lifter rack, horizontal bar rack,elastic band rack.



SCAN TO
WATCH THE
DEMO VIDEO



GHD MACHINE



The Glute Ham Developer combines consistent performance and stability with smooth, precision adjustments and unique portability. This compact machine is a comprehensive tool for midline stabilization and the strengthening of hamstrings and glutes. Along with strengthening muscles within the posterior chain, GHD training allows one of the only safe ways to actively train your spinal erectors. GHD sit-ups also result in one of the most powerful abdominal contractions of any movement in the gym. The ankle roller pads are horizontally adjustable and the vertical position is in the ideal angle for peak muscle recruitment, benefiting any athlete who is training core power and strength. The 2 anchor points at the bottom of the GHD machine helps to harness resistance bands for extra increasing resistance in your workout.

Features



ERGONOMIC HANDLES



ROLLER PADS



ROLLER PADS ADJUSTMENT



RESISTANCE BAND HOOKS



EASY INGRESS



THIGH PAD



ROLLER PADS ADJUSTMENT

Specifications

Name : GHD Machine CS-OK9115A

Dimensions : 1653 x 938 x 1058 mm

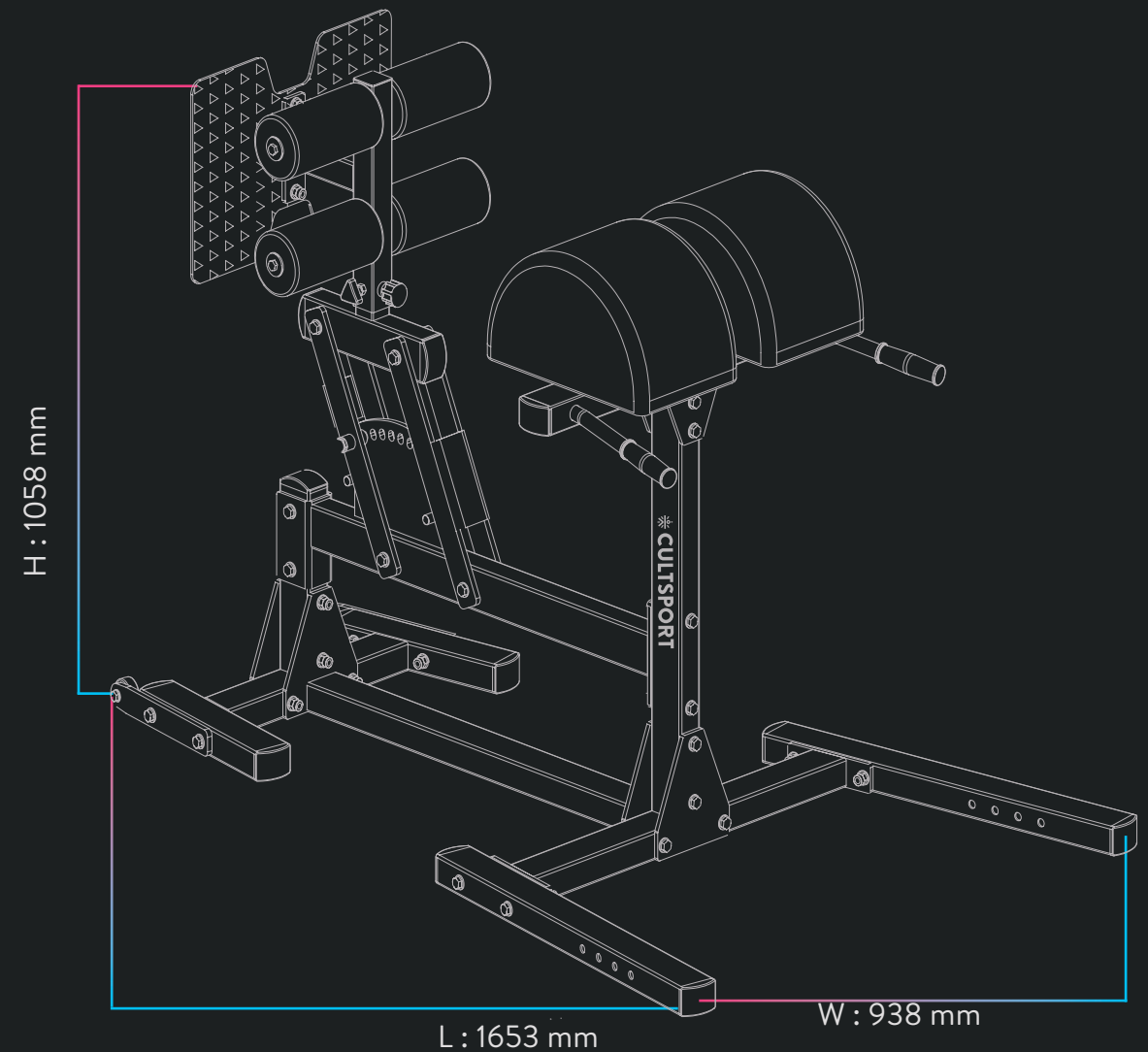
Material : Q235 steel

Muscles Trained : Hamstrings & Glutes

Tube Size : 50 x 50 x t2.0 mm



SCAN TO
WATCH THE
DEMO VIDEO





COMMIT
TO BE
FIT

 CULTSPORT



TWO TIER DUMBBELL RACK



The Two-Tier Dumbbell Rack conveniently holds 10 pairs of dumbbells in each tray. Engineered for dumbbell protection, the newly designed saddles feature a concave lip that distributes contact evenly, prolonging dumbbell life. Ergonomically designed angled and offset trays for easy retrieval and resetting of dumbbells.

Specifications

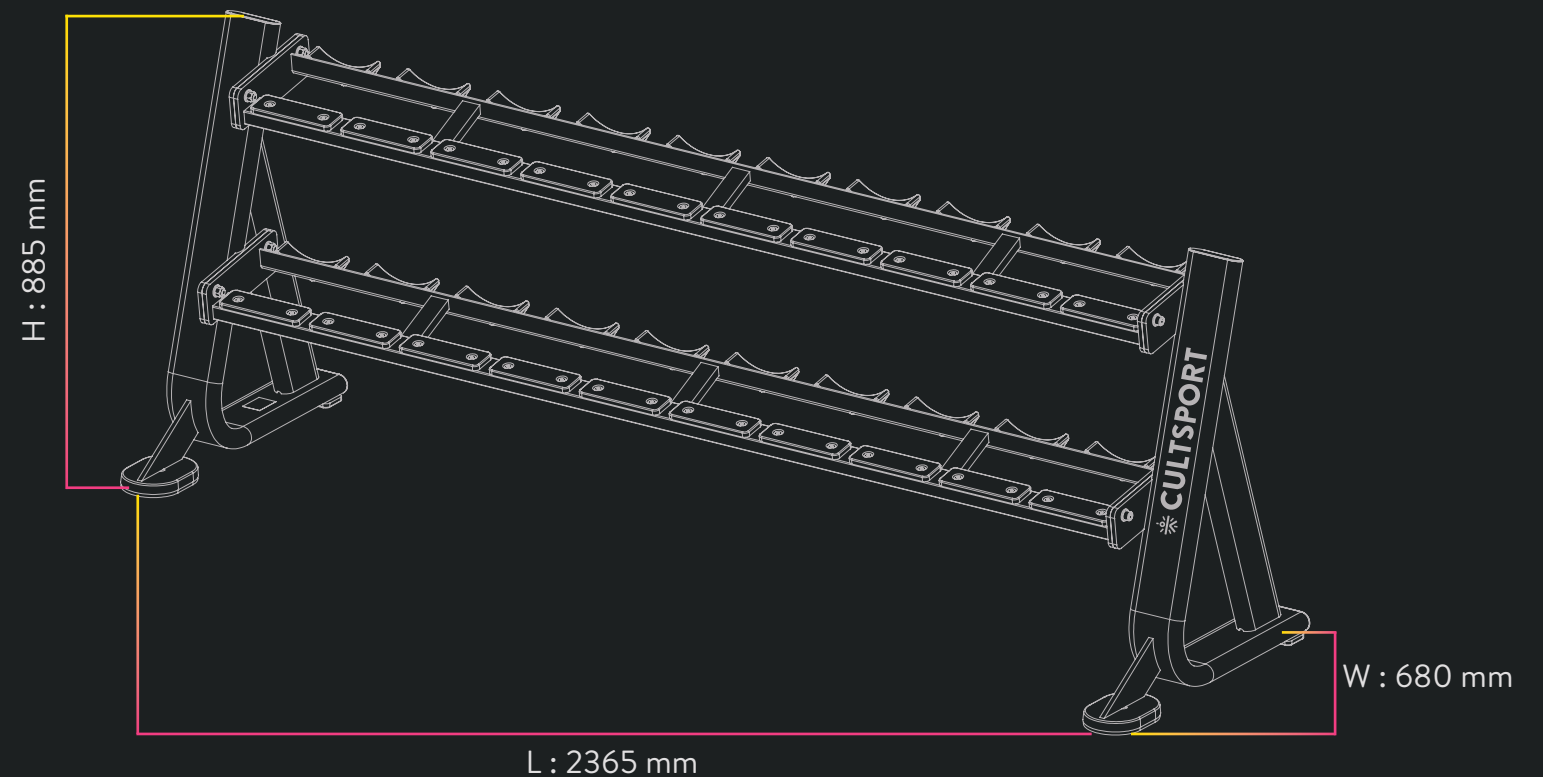
Name : Two Tier Dumbbell Rack S-G6884

Dimensions : 2365 x 680 x 885 mm

Color : Black silver sand grain

Usage : Place the dumbbell

Tube Size : 120 x 40 x t2.0 mm



ARM CURL BENCH



The Cultsport Arm Curl Bench offers different positions for varied workouts and accommodates users of all sizes. It is designed to target and activate specific muscle groups in the arms and features an ergonomically angled seat for proper body positioning. It features oversized curl pads, ensuring that you maintain the correct lifting position during workouts while reducing elbow stress. It is suitable for building strong and toned biceps from the comfort of your home.

Specifications

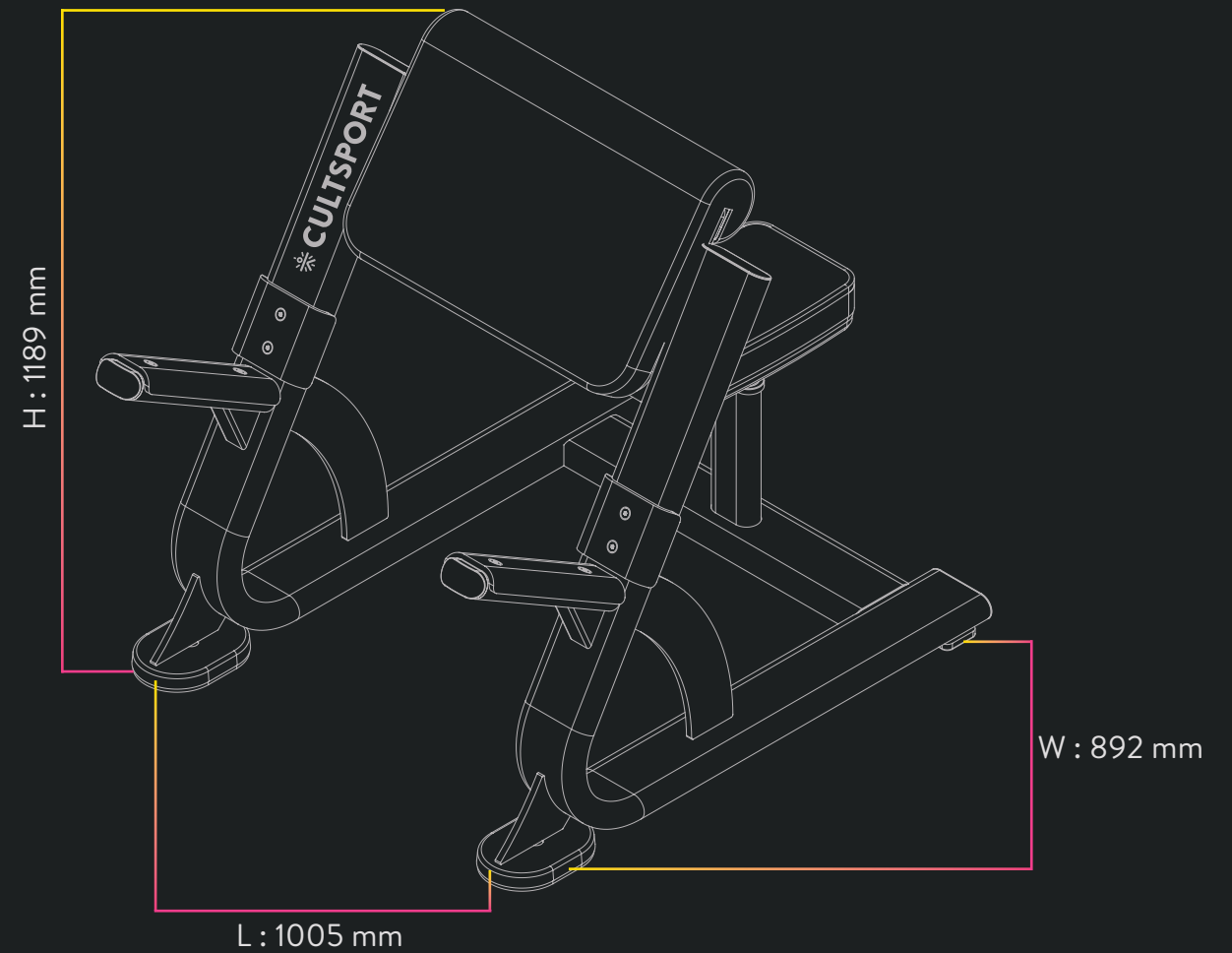
Name : Arm Curl Bench CS-G6859

Dimensions : 1005 x 892 x 1189 mm

Color : Black silver sand grain

Muscles Trained : Biceps

Tube Size : 120 x 40 x t2.0 mm



UTILITY BENCH



The Cultsport Utility Bench is an outstanding addition to any workout space. It features solid construction, versatile position on back pad and seat. The bench will enhance your upper body workout and is perfect for dumbbell and other strength training exercises.

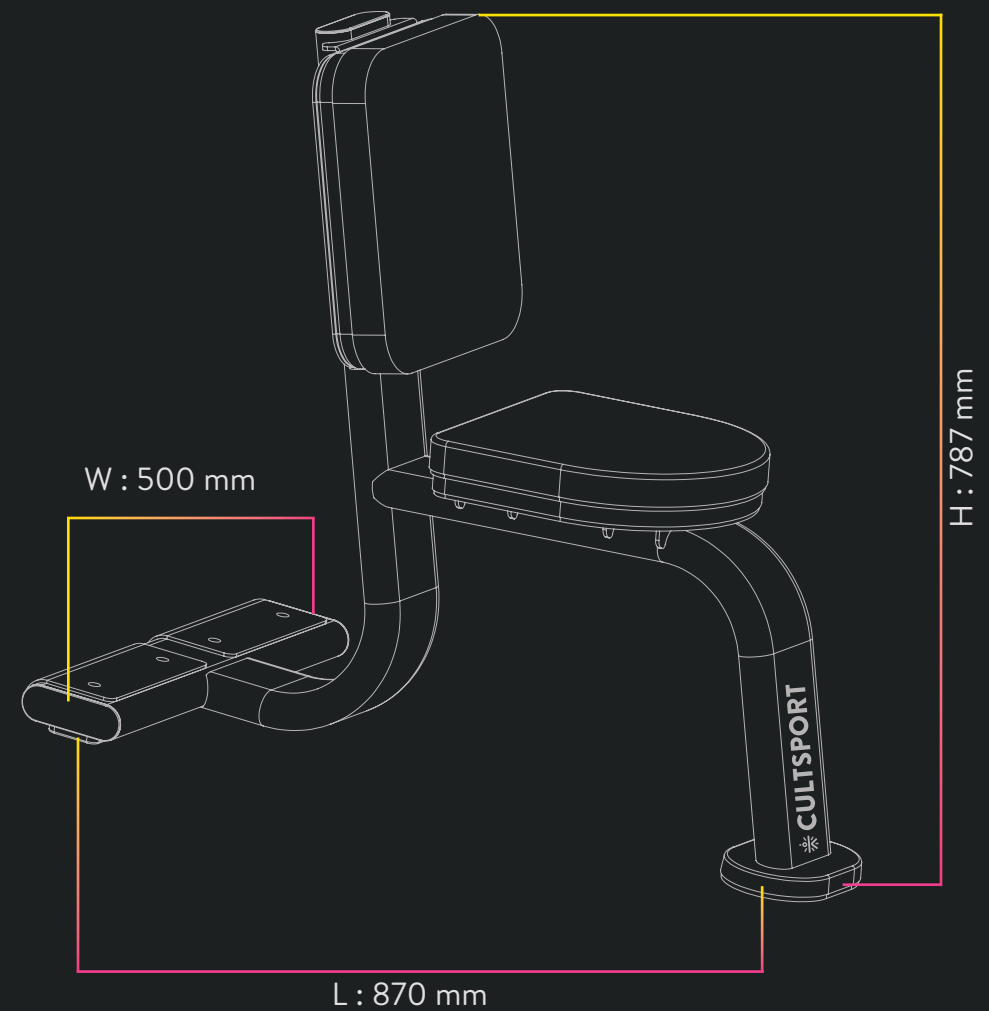
Specifications

Name : Utility Bench

Color : Black silver sand grain

Dimensions: 870 x 500 x 787mm

Tube Size: 120 x 40 x t2.0 mm



FLAT BENCH



The Cultsport Flat Bench helps to ensure stable body posture and prevents muscular injuries due to excessive pressure. It can easily hold the body weight with additional weights while you are training. It accommodates a wide range of fitness routines for a full-body workout in a small amount of space.

Specifications

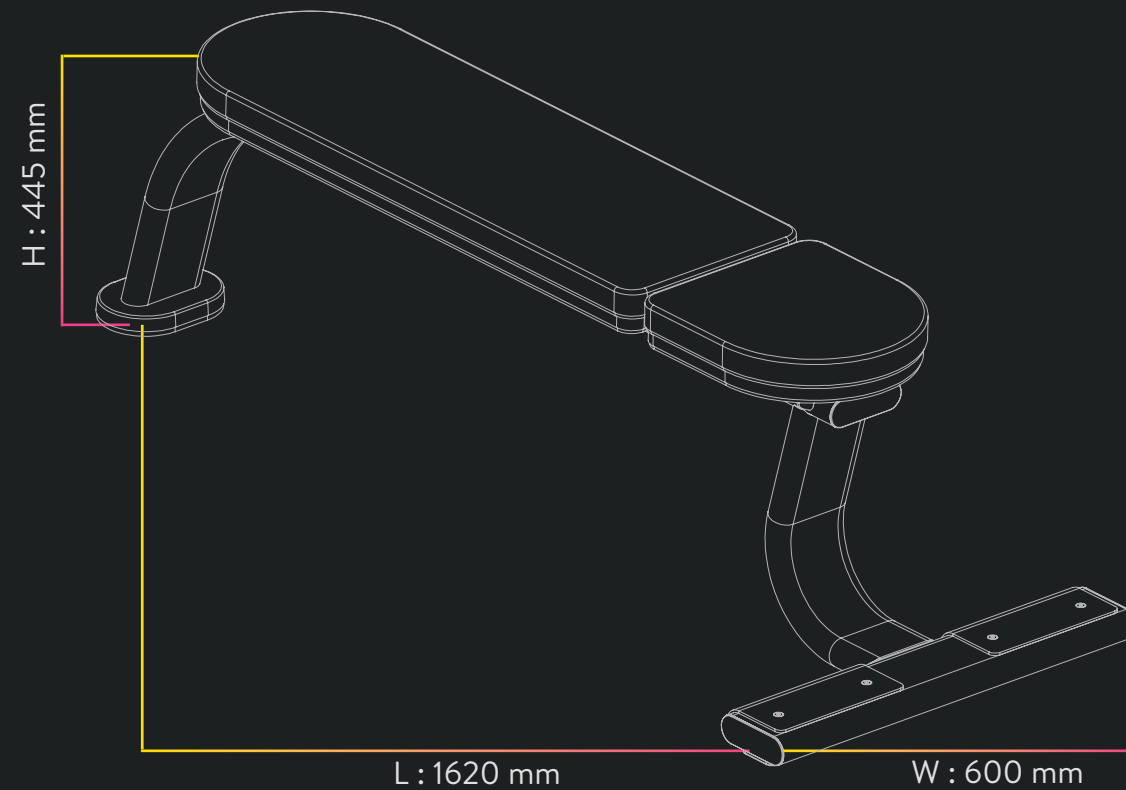
Name : Flat Bench CS-G6878

Dimensions : 1620 x 600 x 445 mm

Color : Black silver sand grain

Muscles Trained : Abdominal muscle

Tube Size : 120 x 40 x t2.0 mm



ADJUSTABLE BENCH



The Cultsport Mutli-Adjustable Bench is a sleek designed reclining bench with backrest and 0 - 70 degree seat angle settings that lets you perform various exercises, with or without weights and dumbbells. The back pad offers increased width to provide added stability during lifts. Easy to move with integrated wheels and handle.

Features



ADJUSTABLE SEAT & BACK PAD



SUPPORT HANDLE



PORTABLE

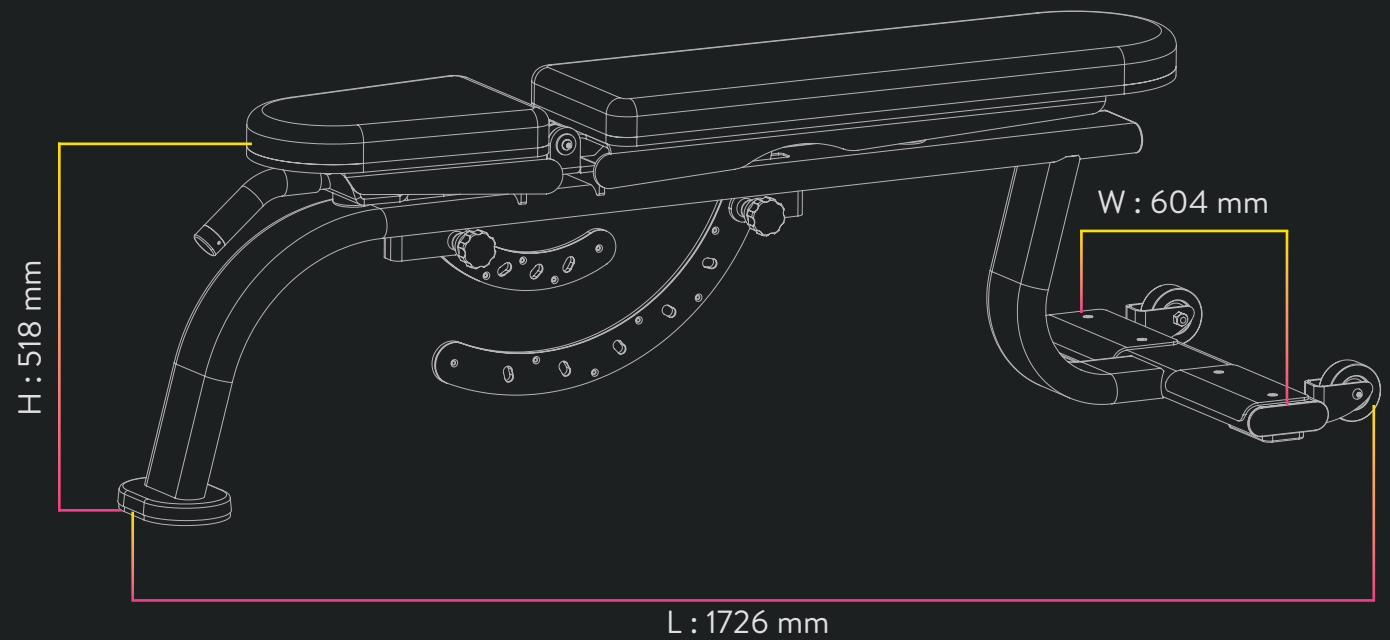
Specifications

Name : Adjustable Bench CS -G6855

Dimensions : 1726 x 604 x 518 mm

Color : Black silver & Flash silver black ash

Tube Size : 120 x 40 x t2.0 mm





ALL
REPS
MATTER

 CULTSPORT



BUMPER PLATE RACK

Bumper Plate Rack is a great solution for your bumper plate storage needs and helps keeping them organised and safe.

Name : Bumper Plate Rack

Dimensions : 1360 x 320 x 290 mm


Material : Steel

Color : Black

Main Tube : 5.0 x 5.0 x 2.0 mm



Features



DIFFERENTIAL GRADED RACKS SIZING
FOR VARIOUS PLATE SIZES



WHEELS FOR EASE OF MOVEMENT WITH
A CONVINIENT HANDLE

Barbell Rack

The Cultsport barbell rack is made using high strength steel tube and has a smooth internal finish. This rack is compact and utilises the available floor space optimally. This barbell bar rack features 10 pegs on each side to accommodate weights of different configurations, making it easier for athletes and exercisers to safely load and unload barbells easily. Designed for fitness centers and gyms, these barbell bar rack offers a safe and convenient solution to store the barbells.

Name : Barbell Rack CS-G6883

Dimensions : 905 x 925 x 1388 mm

Color : Black silver & Flash silver black ash


Tube Size: 40 x 120 x t2.0mm



Features



SPACE OPTIMIZING DESIGN



PEGS ON EITHER SIDES TO HOLD BARBELL



HIGH QUALITY DURABLE MATERIAL





ACCESSORIES

Cultsport Accessories and storage solutions provide the best in class features required for your training needs. Helping you to enhance your recovery and optimally utilising your workout area are the key features of this category.



MASSAGE GUN

The Cultsport Massage Gun is ergonomically designed to fit perfectly in your hand. It features seven attachments to customize your recovery experience. Comes in an easy to carry case and is used by professional athletes.

Attachments and it's uses:

AIR COMPRESSION HEAD :

Suitable for relaxation and palsticity of three muscle parts

BALL HEAD :

For large muscle groups in arm, back, thigh and calf

FORK HEAD:

Suitable for massage of necks, spine, achillies tendon

CRESCENT HEAD :

Suitable for whole body bones and muscle relax

DAMPER HEAD :

For relaxation and shaping of various muscle parts

FINGERTIP HEAD :

Trigger point head for pin-pointing specific areas of the feet or around joints.



SCAN TO
WATCH THE
DEMO VIDEO

Features



AIR COMPRESSION HEAD



BALL HEAD



FORK HEAD



CRESCENT HEAD



DAMPER HEAD



FINGERTIP HEAD


BARBELL HOLDER

The Freestanding Barbell Storage balances and stores barbells in any of the slots without tipping. The base stays in place without mounting to protect your home gym flooring. The 9 Bar Holder can instantly organize and improve the efficiency of any training space. The vertical, sleeve-first storage design keeps your bars in an organised manner.

Name : Barbell Holder

Dimensions : 18 x 18 inches

Material : Black Metal



Features



SPACE OPTIMIZING DESIGN



SLEEVE-FIRST STORAGE DESIGN



HIGH QUALITY DURABLE MATERIAL





FREE WEIGHTS

Cultsport Free Weights include a wide range of ergonomically designed equipments made with high quality durable material and aesthetic features.



DUMBBELL



UNIQUE DUMBBELL DESIGN WITH HIGHLIGHT RIM



ERGONOMICALLY DESIGNED KNURLING FOR BETTER GRIP

FIXED CURL & STRAIGHT BARBELLS



MUTLIPLE WEIGHT OPTIONS



ERGONOMICALLY DESIGNED KNURLING FOR BETTER GRIP

BUMPER PLATE

The Cultsport Bumper plates make it easier to keep your plates organised and find the ones you need at a glance. These Bumper Plates are made up of high-quality Natural Rubber composition that results in low bounce with better impact absorbing properties.

These Rubber Bumpers plates fulfill the IWF Standard specifications, i.e. 450mm in diameter & 50.4mm collar opening with steel ring insert which allows you smooth loading -unloading & keeps your plates firmly in place even during intense training.





MADE WITH HIGH GRADE STEEL



OLYMPIC STANDARDISED COLORS



CHEMICALLY BONDED



LOW BOUNCE AND IMPACT





MULTI-GYM

Cultsport Multi-Gym equipments comprises of an extended range of machines which compliments the pre existing range and completes the entire plethora of machine equipped workouts



Single Station



Name: Single Station CS-G5201

Tube Size : 50 x 100 x t2.0 mm

Dimensions : 1460 x 800 x 2080 mm

Weight Stack : 66kg / 11pcs

Main function : Chest Press, Seated Row, Pec fly, Lat pull down, Leg extension

3 Station Home Gym



Name : 3 Station home gym CS-G5203

Tube Size : 50 x 100 x t2.0 mm

Dimensions : 550 x 2450 x 2080 mm

Weight Stack : 66kg(11pcs)

Main function : Chest Press, Seated Row, Pec fly, Lat pull down, Leg extension

4 Station Home Gym



Name : 4 Station Home gym CS-G5205

Tube Size : 50 x 100 x t2.0 mm

Dimensions : 2550 x 2450 x 2080 mm

Weight Stack : 156KGS(66+90kg)

Main function : Chest Press, Pec fly, Squatting, Parallel Bars,
Hanging Legs, Seat Rowing, Lat pull down,
Leg Curl

Luxury Single Station



Name : Luxury Single Station CS-G6501

Tube Size : 100 x 50 x t2.0

Dimensions : 1620 x 1000 x 2100mm

Weight Stack : 90kg

Main function : Chest Press, Seated Row, cable crossover,
Lat pull down, Leg extension

Upper Push Chest Trainer



Name : Upper Push Chest Trainer Cs-G6901

Tube Size : 120 X 50 X T3.0 Mm

Dimensions : 1770 X 1450 X 1935mm

Muscle Trained : Deltoid, Anterior Deltoid, Triceps

Lower Push Chest Trainer



Name : Lower Push Chest Trainer Cs-G6902

Tube Size : 120 X 50 X T3.0 Mm

Dimensions : 1850 X 1550 X 1815mm

Muscle Trained : Deltoid, Anterior Deltoid, Triceps

Pulldown Trainer



Name : Pulldown trainer CS-G6903

Tube Size : 120 x 50 x T3.0 mm

Dimensions : 1560 x 1530 x 1880mm

Muscle trained : Back muscle groups, Biceps, Posterior
Deltoid

Split Type Rowing Trainer



Name : Split type rowing trainer CS-G6904

Tube Size : 120 x 50 x T3.0 mm

Dimensions : 1250 x 1160 x 1195mm

Muscle trained : Back muscle groups, Biceps, Posterior
Deltoid

Shoulder Press Trainer



Name : Shoulder Press Trainer Cs-G6905

Tube Size : 120 X 50 X T3.0 mm

Dimensions : 1250 X 1290 X 1195 mm

Muscle Trained : Deltoid, Triceps

Hacke Squat



Name : Hacke Squat Cs-G6913

Tube Size : 120 X 50 X T3.0 mm

Dimensions : 1760 X 1445 X 1620 mm

Muscle Trained : Quadriceps And Gluteus Maximus

Biceps Curl



Name : Biceps Curl Cs-G6807

Color : Black & Silver Flash Silver Black Ash

Dimensions : 1457 X 1221 X 1543 mm

Muscles Trained : Biceps

Weight Plates : 60kgs

Trainer Press



Name : Triceps Press Cs-G6808

Color : Black & Silver Flash Silver Black Ash

Dimensions : 1180 X 1130 X 1540 mm

Muscles Trained : Triceps

Weight Plates : 90kgs

Seated Leg Press



Name : Seated Leg Press Cs-G6809

Color : Black & Silver Flash Silver Black Ash

Dimension : 1768 X 1158 X 1545mm

Muscles Trained : Quadriceps, Glutes And Calf Muscles, Etc

Weight Plates : 90kgs

Abdominal



Name : Abdominal Cs-G6816

Color : Black & Silver Flash Silver Black Ash

Dimensions : 1579 X 1023 X 1688mm

Muscles Trained : Muscle Of Abdomen

Weight Plates : 100kgs

Hip Abduction



Name : Hip Abduction Cs-G6819

Color : Black & Silver Flash Silver Black Ash

Dimensions : 1530 X 1340 X 1540mm

Muscles Trained : Lateral Thigh Muscle

Weight Plates : 90kgs

Adjustable Cable Cross Over



Name : Adjustable Cable Cross Over Cs-G6852

Color : Black Silver Sand Grain

Dimensions : 925 X 3775 X 2290mm

Muscles Trained : The Whole Body Muscle Group

Weight Plates : 180kgs (2sets)

Smith Machine



Name : Smith Machine Cs-G6853

Color : Black Silver Sand Grain

Dimensions :2185 X 1485 X 2485mm

Muscles Trained : The Whole Body Muscle Group

Olympic Weight Tree



Name : Olympic Weight Tree Cs-G6856

Color : Black Silver Sand Grain

Dimensions : 806 X 707 X 937mm

Tube Size : 120 X 40 X T2.0mm

Low Tension Trainer



Name : Low Tension Trainer Cs-G6868

Color : Black & Silver Flash Silver Black Ash

Dimensions : 1820 X 990 X 1770mm

Muscles Trained : The Deltoid Muscles Of The Back.

Weight Plates : 120kgs

Chin Dip Leg Raise Station



Name : Chin Dip Leg Raise Station Cs-G6888

Color : Black & Silver Flash Silver Black Ash

Dimensions : 1310 X 1170 X 2165mm

Muscles Trained : The Latissimus Dorsi And Teres Major
Muscle, Two Head, Lower Trapezius,
Rhomboides

Stretching Machine



Name : Stretching Machine Cs-G6890

Color : Black & Silver Flash Silver Black Ash

Dimensions : 1392 X 684 X 1174mm

Muscles Trained : Shoulder, Chest, Back, Leg

High Pull & Row Trainer



Name : High Pull & Low Rowing Trainer Cs-G6891

Color : Black & Silver Flash Silver Black Ash

Dimensions : 1521 X 823 X 2247mm

Muscles Trained : Latissmus Dorsi, Cucullaris, Biceps Brachii



corporate@cult.fit