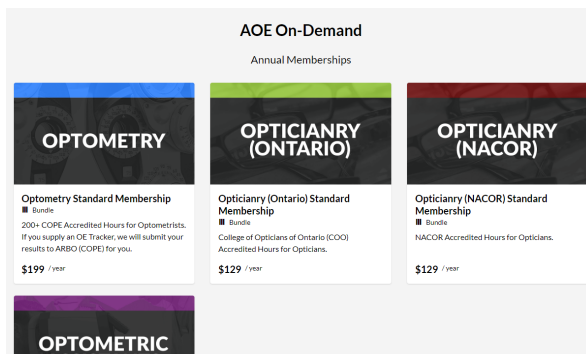


## Becoming a Member (Subscribing)

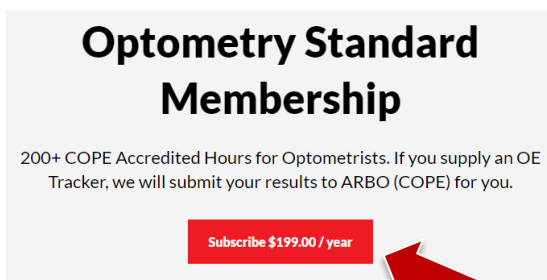
- On the homepage of the AOE website ([www.aoece.com](http://www.aoece.com)) click on the AOE Portal in the upper right corner. Or go to [portal.aoece.com](http://portal.aoece.com)



- In the upper right corner of the new portal, click **Sign In**
- Complete the sign in.** If you haven't created an account yes, please follow our instructions to create your account.
- At the top of the page (or in the fly out menu on mobile), click on **Subscribe**. You can also go directly to: <https://portal.aoece.com/pages/on-demand>



- Click on the membership you need (Optometry, Opticianry Ontario, Opticianry NACOR or others...)
- In the middle of the page that loads, click on **Subscribe \$XXX.XX / year** (prices depends on your membership). For example, for optometry:



- On the right side of the check out screen, select your **Country** and put in your **Postal/Zip Code** to calculate your applicable taxes.
- Enter your **credit card** information.

Country\*  
Canada

Postal code\*  
L9T 4Z7

### Select a payment method

Secured

Card

Card number  
1234 1234 1234 1234

Expiration  
MM / YY

CVC  
CVC

By providing your card information, you allow The Academy of Ophthalmic Education to charge your card for future payments in accordance with their terms.

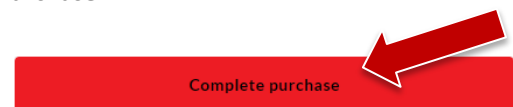
- [OPTIONAL]** If you have a coupon code, on the left side of the check out screen, click on **Have a coupon code**

- Enter your **COUPON CODE** and click **Apply**

Coupon

Apply

- To complete your purchase click on **Complete Purchase**



All transactions are secure and encrypted