

Taking On-Demand Courses

There are two ways to find a course.

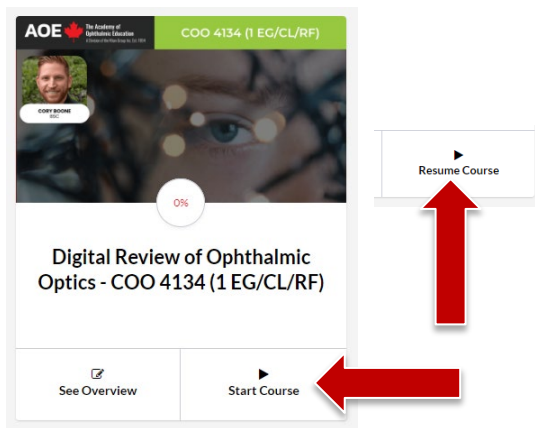
From the **Catalogue**

1. If you found the course through the course catalogue, once you click on the course, you will need to click on **Resume Course** (assuming you own the course or have access to it via your membership)



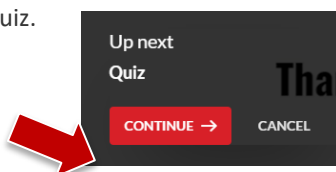
From the **Dashboard**

1. Once you see the course you are looking for, you can either click **Start Course** or **Resume Course**

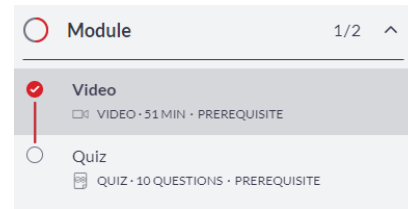


Completing the Course

1. The video will automatically play from where you left off (or from the start if it's a new course).
 - a. You can mouse over and **Pause** the video but you cannot move around within the video.
 - b. You need to watch the **video until the end**.
2. Below the video is the following:
 - a. Description of the course
 - b. Downloadable slides
 - c. **Downloadable Quiz Questions**
3. When the video is complete, click **Continue** to move onto the quiz.



4. On the left side of the video is the parts of the course that you need to complete. Usually this is one video and one quiz.



5. When you are done the video, you move onto the quiz. When you select an answer and click **CONFIRM**, it will tell you if it is correct or not:

QUESTION 1 OF 10

What is the definition of refraction?

Choose only ONE best answer.

A	Light bouncing off of a material to come back the way it came
B	The diameter of a lens divided by its focal length
C	The bending of light as it goes from one material to another
D	A way to describe how much light is absorbed in a material

This answer is incorrect.

NEXT

6. If you don't pass the quiz, it will show you what answers you did or did get correct and you can click **Retake Quiz** to immediately try again

You need 70% to pass

RETAKE QUIZ

You answered 2 out of 10 questions correctly

1. What is the definition of refraction?	✗
2. When does total internal reflection happen inside of a piece of glass?	✗
3. What happens inside the eyes of someone with myopia?	✓

(Instructions continued on next page)

7. Once you have passed the quiz, click on **Continue**

Good job!
You passed this quiz with a score of

100%

You need 70% to pass

CONTINUE →

8. In the upper right corner of the page, you can now click on **Get Your Certificate**

**Digital Review of
Ophthalmic Optics - COO
4134 (1 EG/CL/RF)**

100% complete



GET YOUR CERTIFICATE

9. That will bring you to the Certificate page. You can click **Download PDF** at the bottom to save your certificate.

Copy Link

Download PDF