



TESTING KITS FOR DRUGS

Procedure Card for IDT9000T

GENERAL SCREENING DRUGS

Substance & Trace Test

Read Before Use

As a precaution, gloves and eye protection should be worn when handling drug substances and using test units. Do not puncture any part of unit. Do not remove probe once a capsule is broken. In the unlikely event of a spill, rinse affected area thoroughly with water. Keep out of reach of children. All results are presumptive. If necessary, further testing by a competent drug testing lab can provide additional identification.

Test Preparation

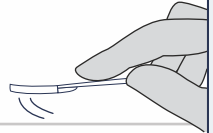
1 Remove the Smart-Tip™ probe from test unit.



2 Sample suspected substance or surface. (Not for use with plant materials.)

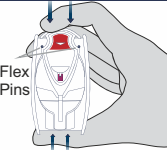
Powder & Trace Material

Swipe the paper of the Smart-Tip™ probe across the suspect substance or surface.



Test Preparation

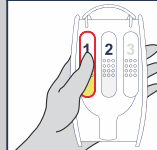
3 Lock Smart-Tip™ probe into test unit. Press firmly.



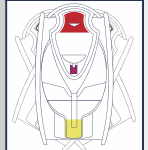
STOP
Do not continue unless probe is locked below the Flex Pins and cannot be removed from the test unit.

Chamber 1 Identification

4 With thumb and forefinger, squeeze chamber 1 until capsule breaks.



5 Gently shake test unit for 2-3 seconds.



Chamber 1 Results



If a brown powder is present, the appearance of a purple-red color in either the front or back window strongly indicates the presence of **Brown Heroin**. If a brown powder is not present, the appearance of a purple-red color in either the front or back window indicates the presence of a suspected drug (See List below).



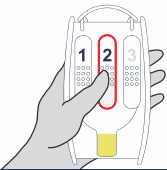
The appearance of a green or blue-green color in either the front or back window indicates the presence of **Crack (Cocaine Base)**.



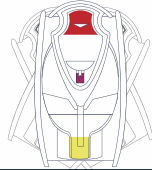
If any of the above colors develop, proceed to Disposal. If none of the above colors develop, proceed to Step 6.

Chamber 2 Identification

6 With thumb and forefinger, squeeze chamber 2 until capsule breaks.



7 Gently shake test unit for 2-3 seconds.



Chamber 2 Results



The appearance of a purple-red color in either the front or back window indicates the presence of a **basic alkaloid substance (possible drug - See List below)**.



The appearance of a green or blue-green color in either the front or back window indicates the presence of **Cocaine**.



If none of the above colors develop, the above drugs and the drugs in the List are **not** present.

List

One of these suspected drugs may be present:

Heroin, Amphetamine, Methamphetamine, Ecstasy/MDMA, Bazedrone, Buphedrone, Carfentanyl, Cathinone, DMT, EAPB, Fentanyl, Ketamine, mCPP, MDMAI, MDPBP, MDPV, Mephedrone, Methadone, Methcathinone, Methydone, Mexedrone, MPA, PCP, Pentedrone, Pentylone, PMA, PMMA, 2-aminoindane (2-AI), other synthetic/designer drugs.



Disposal

The test kit is safe to dispose of in the trash.



Manufactured by IDenta Ltd
www.identa-corp.com
Patented Technology
Made in Israel