

# Playing parents

## DUBAI SHARKS RUGBY CLUB



### Getting started

You will be sent a registration link or go to -

<https://web2.teamo.chat/club/register/dsrfc>

The registration form is designed to be easy to complete on your phone or desktop computer:

Once read:

- Please **Tick** the agreement to the terms and conditions

Then click **Register and Read the Privacy Policy**.

I have read and agree to **teamo's terms and conditions**.



Register

Please choose one of the following options

Adult Registration Form

I am a player, coach or official in the club

Junior Registration Form

I am a parent/guardian

#### My Details

\* denotes required fields

First Name\*



Last Name\*



+44 121 234 5678



### Player details page

Please select **Adult Registration Form**.

Enter your details.

Select the **Club Section** and click **Continue**.

You may be redirected to your club's **Registration Form**.

The fields covered include:

- Medical Information
- Consent Member Information
- Declarations

**NOTE:** You may not be required to complete this section.

Please work through the form, filling out the **relevant fields** and **answering all the questions**.

Club Registration Complete



Teamo

Stay Connected - Install the App Now.



### Registration complete!

Now to access Teamo and add your child/children...

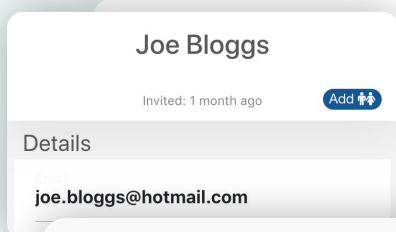
**Mobile**

- Head to your **App/Play Store** and search for '**teamo**'.
- Simply download the app and enter your **phone number** to login.

**Web**

- Head to Teamo on **Web** at the following link - <https://web.teamo.chat/>
- **Scan your QR code** via the app (Settings > Teamo Web/Desktop) or login using Social Network.

# continued...



## Now to add your child/children

Select the **Settings** Tab. Click **My Profile > Add**. Select **Add Child/Dependant**.

Enter the details of your **child**.

### Required

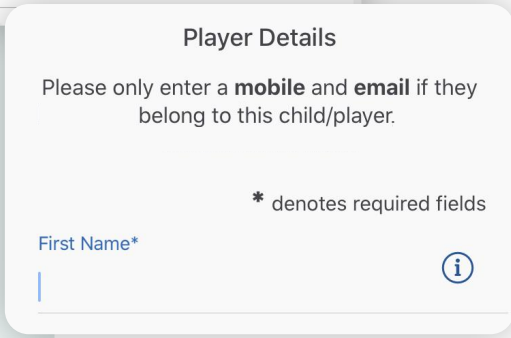
- Name
- Date of birth

### Only if the child has them

- Mobile phone number
- Email address

Select their **Age group/Sport** under Club Section.

Repeat above steps if **more than one child**.



## Final step...


Now head to the Dashboard where you will see a **Membership Information Required** banner.

Click on the banner and complete the club registration questions, answering all the questions.

### The fields covered include:

- Medical Information
- Member Information
- Declarations

**NOTE:** You may not be required to complete this section if your club has not set up a custom registration form.



## Frequently Asked Questions

### Will I be able to update/edit information after I have registered?

- Yes, in your teamo app - go to **Settings > My Profile > Edit Information**.

### Will I be able to add another guardian/to the players profile?

- Yes, in your teamo app - go to **My Profile > Select Child's Account**, select **Add Guardian** and complete Add Parent/Guardian process.

### I want to add my Child/Dependant's Phone/Email Address?

- In your teamo app - head over to the **Player Profile > Edit Information** and **Insert Players Details**. They will then receive a verification code on their phone and be able to access their account.