



# DVD Logo Manual

Version 3.5

January 2015 DVD Format/Logo Licensing Corporation DVD FLLC<sup>TM</sup>

**NOTICE TO LICENSEES:** *The DVD Forum, which defines the specifications contained in the DVD Format Books, publishes notices from time to time relating to DVD technology, the compatibility of various DVD Products, and similar issues. DVD Format/Logo Licensing Corporation recommends that Licensees periodically visit the DVD Forum website at [www.dvdforum.org](http://www.dvdforum.org) to determine whether these notices apply to Licensee's products and, if so, whether or not to follow the DVD Forum's recommendations. Compliance with the DVD Forum's recommendations is neither prohibited nor required by the DVD Format/Logo License Agreement.*

**DVD** is a trademark of DVD Format/Logo Licensing Corporation.

**DVD FLLC** is a trademark of DVD Format/Logo Licensing Corporation.

## — Brief history —

- December 2005 (Version 3.0)  
The contents of DVD Logo Manual Version 2.0 (Second Electronic Edition, Oct. 2005) were transferred to this Version 3.0 / Chapter 1, and some portions were revised.  
Rules to place a Mark inside the Clear Zone were added.
- February 2007 (Version 3.1)  
Annex 1 was revised to add a new Mark "Cartridge" for the Empty Case for DVD-RAM.  
Annex 2 was revised to add the product of the Empty Case for DVD-RAM, and to update the information of DVD Format Books.  
(Revised pages: 1 / X1- 1 to 3, 6 / X2- 1, 2, 4)
- August 2007 (Version 3.2)  
Annex 1 was revised to add new Marks: "Time Limited" for DVD-ROM based disc, and "RW DL" for DVD-RW for DL. Annex 2 was revised to add the products regarding Time Limited DVD-ROM, DVD-Download and DVD-RW for DL.  
(Revised pages: 1 / X1- 1 to 3, 6 / X2- 1 to 6, 13)
- January 2009 (Version 3.3)  
Paragraph 4 was revised to support DVD-Download for DL and to clarify the display rule.  
Annex 1 was revised to add a new Mark: "HD Rec" for HD DVD-VR Recorder for DVD-RAM/RW/R.  
Annex 2 was revised to add the products regarding the DVD-Download for DL and HD Rec.  
(Revised pages: 1, 2 / X1- 1, 2, 6 / X2- 1 to 3, 5, 12, 14)
- January 2010 (Version 3.4)  
This version incorporated some minor editorial modifications and was attached to DVD FORMAT/LOGO LICENSE AGREEMENT effective as from January 1, 2010.  
*Note: The address of Licensor (on page 4) was updated in March 2012.*
- January 2015 (Version 3.5)  
Only "Chapter 1: DVD Logo" of Version 3.4 was transferred to this version, and referred in DVD FORMAT/LOGO LICENSE AGREEMENT effective as from January 1, 2015.  
(Revised pages: 1 / X1- 1, 2, 6 / X2- 1, 3, 12)

Portions revised from the Version 3.4 are marked in [Blue color](#).

## — Table of Contents —

1. Introduction .....	1
2. Terms used .....	1
3. DVD Logos .....	1
4. Using DVD Logos .....	1
5. Clear Zone .....	3
6. Marks .....	3
7. Using Marks .....	3
8. Incorrect usage .....	4
9. DVD Products and the Specified Logos .....	4
10. Logo data .....	4
11. References .....	4
 Annex 1: Marks – Definitions and Usage .....	 X1- 1
1. Definitions and Usage .....	X1- 2
2. Class Mark .....	X1- 5
3. Examples of Mark expression .....	X1- 6
 Annex 2: Tables for DVD Products and the Specified Logos .....	 X2- 1
• General explanation .....	X2- 2
• Table 1: DVD Discs .....	X2- 4
• Table 2: DVD Players (Standalone or integrated product) .....	X2- 7
• Table 3: DVD Recorders (Standalone or integrated product) .....	X2- 9
• Table 4: DVD Drives (Parts for integrated product) .....	X2- 13
• Table 5: DVD Decoders (Software / hardware parts for integrated product) ..	X2- 15
• Table 6: DVD Encoders (Software / hardware parts for integrated product) ..	X2- 16

## 1. Introduction

- a) The DVD Logo Manual Version 3.5 shall be applied to any model of licensed DVD Products in Product Category I or II, which are developed and manufactured by Licensees on or after [January 1, 2015](#) (Effective Date).
- b) This manual explains correct use of DVD Logo as authorized by DVD Format/Logo Licensing Corporation (DVD FLLC, Licensor), granted under the DVD FORMAT/LOGO LICENSE AGREEMENT, and DVD Multi Logo as granted under the DVD Multi License Agreement.
- c) Use of DVD Logo is strongly recommended. When used, it must comply with the specifications described in the DVD Logo Manual.
- d) This Manual is subject to change by Licensor from time to time. The most current version of the DVD Logo Manual applies, unless otherwise specified.





## 2. Terms used

- a) **Licensor:** DVD Format/Logo Licensing Corporation; the licensor of DVD Format and DVD Logo under the DVD FORMAT/LOGO LICENSE AGREEMENT.
- b) **Licensee:** the licensee under the DVD FORMAT/LOGO LICENSE AGREEMENT.
- c) **DVD Format:** the specifications for DVD Products, developed by certain members of DVD Forum described in each DVD Format Book.
- d) **DVD Product:** the product defined in ANNEX A-2 of the DVD FORMAT/LOGO LICENSE AGREEMENT
- e) **Product Category:** the categories of DVD Products defined in ANNEX A-3 of the DVD FORMAT/LOGO LICENSE AGREEMENT
- f) **Specified Logo:** the Application Logo to be displayed on individual DVD Product, examples of which are specified in **Annex 2; Tables 1 to 6**.

As for the related terms other than defined above, refer to the DVD FORMAT/LOGO LICENSE AGREEMENT.

## 3. DVD Logos

- a) DVD Logo means the General Logo and the Application Logos.
  - i) The General Logo consists of the letters DVD and the disc shaped figure.
  - ii) Application Logos consist of the General Logo and the identifier. The identifier expresses one or more DVD Formats.

General Logo	Examples of Application Logo		
			





## 4. Using DVD Logos

- a) **Dimensions**
  - i) DVD Logo must be enlarged or reduced from the Digital Logo Data, in order to retain its integrity. The proportion of the Logo must not be changed.
- b) **Size**
  - i) The size of DVD Logo is at Licensee's discretion, as long as it is perceptible.
  - ii) Licensor may request the licensee to change the size, if Licensor considers the size inappropriate.
- c) **Color**
  - i) DVD Logo may be in any single color, but must be clearly visible against the background.
- d) **Place for display**
  - i) When used on the licensed DVD Product, DVD Logo must be prominently displayed on the products and related material so that the Logo is visible and recognizable by end users.
  - ii) When used on the licensed hardware product (Disc, Drive, Player or Recorder), the Logo must be displayed in a semipermanent manner, i.e. must not be easily removable.
  - iii) DVD Logo may be displayed on TV or PC screen and other visual displays together with such images as menu and operation panel reproduced by the licensed DVD Product.
  - iv) In the case of software products, the Specified Logo must not be displayed on the media, which contains the software, such as CD-ROM disc, DVD-ROM disc.
  - v) When used on the discs, the Specified Logo for a particular DVD Format must be applied to the opposite side of the side which comprises the Format.

e) **Display of trademark TM**

- i) TM should be displayed on the right side below the disc-shaped figure of DVD Logo, except where display of TM is difficult due to the size limitation.

f) **Statement of DVD Logo owner**

- i) Licensees must state in all printed materials, such as catalogs, owner's manuals, etc., that  
 "  is a trademark of DVD Format/Logo Licensing Corporation." or  
 "  is a trademark of DVD Format/Logo Licensing Corporation registered in the U.S., Japan and other countries."
- ii) In case  in the statement mentioned above cannot be recognized due to space limitation, "DVD Logo" may be used instead of .

g) **Usage of Application Logos**

- i) The identifier of DVD Format(s) is basically positioned below the General Logo.  
 However, in case the DVD Format identifiers are in two lines, the Licensee may choose to position the identifiers to the right of the General Logo.
- ii) The order of identifiers in an Application Logo shall be as follows:  
 The identifier expressing application formats (e.g. VIDEO, AUDIO, ROM\*) are to be located on left or upper position if in two lines and the identifier expressing disc formats (e.g. R, RW, RAM) are to be located on right or lower position. (\*: The identifier ROM may express not only Read-Only disc format but also application formats other than DVD Format on DVD-ROM disc such as Game, Navigation or PC data.)  
 The arranging order of the identifiers in the application format group is that ROM identifier, if any, shall be located at the head or at the end in the group and the arranging order of other identifiers is at Licensee's discretion.  
 The arranging order of the identifiers in the disc format group shall be determined by the number of letters in each identifier. They shall be arranged as either from the shortest identifier to the longest (e.g. R/RW/RAM), or from the longest to the shortest (e.g. RAM/RW/R).
- iii) When a Writable Drive complies with both DVD-Download and DVD-Download for DL formats, identifier of either DOWNLOAD or DOWNLOAD DL shall be specified.

- iv) Application Logos are used to show that the product complies with the DVD Format(s) incorporated into the logo design. However it does not always show all of the DVD Formats, which the product complies with. Therefore, what kinds of discs are acceptable for the DVD Player, Recorder or Drive shall be clarified by separate markings and explained in such printed materials as catalog and owner's manuals.

Application Logo is applied as Specified Logo on individual products and on written materials to promote individual products. The General Logo must not be used for these purposes.

- v) When a DVD Product complies with more than one DVD Format, an additional optional Specified Logo may be available. In such case, the Licensee may decide whether or not to display the optional Specified Logo in addition to the Specified Logo, according to the Licensee's manufacturing and sales policy. As for the Specified Logo and the optional Specified Logo, refer to paragraph 9 and Annex 2.
- vi) When a DVD Product complies with more than one application DVD Format (i.e. Video, Audio, Video Recording or Audio Recording), the Specified Logo may also have multiple identifiers of the application DVD Format. In such case the Licensee has the discretion not to use every identifier of the application DVD Format. As for the Specified Logo, refer to paragraph 9 and Annex 2.

h) **Usage of General Logo**

- i) The General Logo is used only to refer to or display the DVD Format in general, and must not be used in connection with individual products. An example of usage would be display by a dealer handling several DVD Products. The General Logo user must observe the following principles.

***Acceptable use of General Logo***

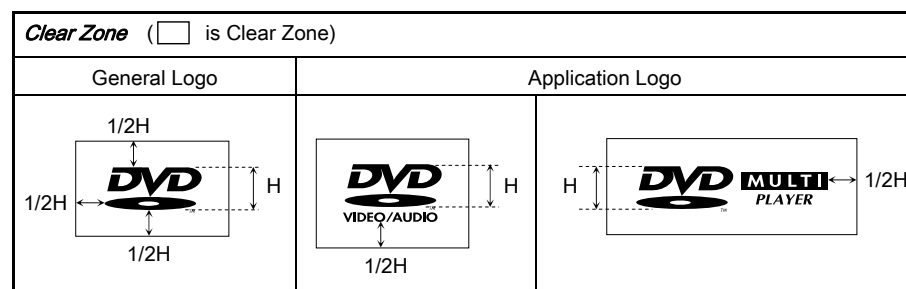
- ①. For decorative purpose at exhibitions or expositions where several DVD Products complying with different DVD Formats are displayed.
- ②. In general catalogs covering several DVD Products.

***Unacceptable use of General Logo***

- ①. In catalogs or promotional materials of individual DVD Product.
- ②. On a product or its packaging.
- ③. On a Business Card, a letter head, etc.

## 5. Clear Zone

- a) When DVD Logo is used with other logos, letters, figures, etc., sufficient space should separate them, to avoid any misperception that they are part of DVD Logo.  
For example, no expression other than identifiers of the DVD Format may be displayed so close to DVD Logo as to cause consumers to assume it is a kind of DVD Format.
- b) The "sufficient space" mentioned in a) above is defined as a Clear Zone around the logo equal to *half the height of the General Logo* as shown below.  
As an exception of the provision in a), one of the Marks defined in **Annex 1** may be placed inside the Clear Zone when the conditions specified in **Annex 1** are satisfied.
- c) Licensees must not change the relative distance between General Logo and Identifiers, which is specified for each Application Logo as Digital Logo Data by Licensor.



## 6. Marks

- a) Mark is an auxiliary term or phrase for discriminating DVD Formats, product use or contents, such as "RAM 4.7", "PC Authoring", "with VIDEO". Marks and the definitions are shown in **Annex 1**.
- b) Mark is used together with Specified Logo according to **Annex 2** (Tables 1 to 6).

## 7. Using Marks

### a) Design, Size, Color, Positioning

- Unless otherwise specified, the design, size and color of Mark are at the Licensee's discretion.
- As a rule, the positioning must be outside Clear Zone, but within a reasonable distance so as not to lose its association with Specified Logo.
- The positioning of a Mark may be inside the Clear Zone when the conditions specified in **Annex 1** are satisfied. For details, see section 1.1 of **Annex 1**.

### b) Usage of Marks

- Usage of Marks is specified in **Annex 1**.

## 8. Incorrect usage

DVD Logo must not be displayed incorrectly, including in the following manners, which are some examples of incorrect usage.

- i) The letters **DVD** and the disc-shaped figure are in different colors.



- ii) The coloring of the letters **DVD** and the disc-shaped figure are reversed; one is a "negative" of the other.



- iii) Application Logo with letter(s) other than the identifier of a DVD Format inside or outside the disc-shaped figure (for example, display of PHOTO, FLLC, etc.)



- iv) Application Logos with the letters **DVD**, and the disc-shaped figure and its accompanying identifier(s) of the DVD Format(s) in different colors.



- v) Shading is added to DVD Logo.



- vi) Only part of the Logo is displayed (for example, only the letters **DVD** are displayed).



- vii) Letter(s) other than the identifier(s) of DVD Format(s) is displayed with identifier(s) of DVD Format(s) when Application Logo is used (for example, VIDEO/CD-ROM).



- viii) The identifier is placed inside the disc shaped figure (old logo).



## 9. DVD Products and the Specified Logos

Specified Logos for various examples of DVD Products are shown in **Annex 2** (Tables 1 to 6).

Licensees may find the product example(s) corresponding to the licensed product(s) and the Logo(s) to be displayed. If the example corresponding to their licensed product cannot be found in the Tables, the Licensee should consult with Licensor.

## 10. Logo data

- The Digital Logo Data supplied by Licensor must be used in order to retain the integrity of DVD Logo's visual identity.
- The Application Logos most widely used are prepared as Digital Logo Data for some of the combination of DVD Formats. Other approved combinations may be provided upon Licensee's request.

## 11. References

Any inquiries regarding DVD Format/Logo License and the DVD Logo Manual should be addressed to Licensor.

### *Licensor:*

### **DVD Format/Logo Licensing Corporation**

2F Shibadaimon Makita Bldg., 2-5-8 Shibadaimon, Minato-ku, Tokyo 105-0012 Japan

FACSIMILE: + 81-3-5777-2884

EMAIL: [license@dvdflc.co.jp](mailto:license@dvdflc.co.jp) Web: [www.dvdflc.co.jp](http://www.dvdflc.co.jp)

# Annex 1 : Marks – Definitions and Usage

## Revision History

This Annex will be revised from time to time to add new Mark(s) corresponding to new Test Specifications or new DVD Format.



- |  |   |
|--|---|
| <ul style="list-style-type: none"><li>• August 2003<br/>Annex 1 (Original) was attached to DVD Logo Manual Version 2.0 August 2003.</li><li>• January 2004 (Version 2.0)<br/>Definitions and Usage (Page x1-2) was revised to change the definition of "PC Authoring" and to add new Mark "PC Recording". The table construction was changed to separate Mandatory and Optional.</li><li>• November 2004 (Version 2.0)<br/>Annex 1 was revised to change the definitions of "Recording speed Mark", and to add new Marks "Class Mark" and "DVD Side Only".</li><li>• April 2005 (Version 2.0)<br/>Annex 1 was revised to add a new Mark "R DL" and to clarify the usage for DVD hardware products.</li><li>• October 2005 (Version 2.0)<br/>Annex 1 was revised to add a new Class Mark "RAM 2" for DVD-RAM Class 1.</li><li>• December 2005 (Version 3.0)<br/>Annex 1 was revised to specify new rules to place a Mark inside the Clear Zone.</li><li>• February 2007 (Version 3.1)<br/>Annex 1 was revised to add a new Mark "Cartridge" for the Empty Case for DVD-RAM.</li></ul> | <ul style="list-style-type: none"><li>• August 2007 (Version 3.2)<br/>Annex 1 was revised to add new Marks: "Time Limited" for DVD-ROM based disc, and "RW DL" for DVD-RW for DL.</li><li>• January 2009 (Version 3.3)<br/>Annex 1 was revised to add a new Mark: "HD Rec" for HD DVD-VR Recorder for DVD-RAM/RW/R.</li><li>• <a href="#">January 2015 (Version 3.5)</a><br/><a href="#">Annex 1 was revised to delete "HD Rec" Mark.</a></li></ul> |
|--|---|

## 1. Definitions and Usage (Refer to Paragraph 6, 7)

- As a rule, the positioning of Mark must be outside Clear Zone, but within a reasonable distance so as not to lose its association with Specified Logo.

The positioning of a Mark may be inside the Clear Zone when the conditions specified in section 1.1 below are satisfied.

- DVD hardware products may use the Marks for disc products to clarify the types of discs that are acceptable, by markings and/or explanation in such printed materials as catalog and owner's manuals.

Mark	Product	Indication *1) 2)	Definition
<b>PC Authoring</b> *3)	Software	Mandatory	Display shows that the Authoring software (or in combination with hardware parts) for consumer use complies with DVD-Video Book.
<b>PC Recording</b> *3)	Software	Mandatory	Display shows that the Recording software (or in combination with hardware parts) for consumer use complies with DVD Video Recording Book or DVD Audio Recording Book.
<b>Cartridge</b> *4)	Empty Case for DVD-RAM	Mandatory	Display shows that the Empty Case complies with DVD-RAM Book. This Mark shall not be used for the non-empty case containing the DVD-RAM disc (i.e. "Cartridge with DVD disc" in Table 1 of Annex 2).
(Recording speed Marks) Example: <b>8X/1X</b>	Disc	Mandatory	Display shows that the DVD writable disc (DVD-RAM disc, DVD-RW disc, DVD-R for General disc or DVD-R for DL disc) complies with the corresponding DVD Book and Optional Specifications for high speed recording, and the disc is applicable to two or more recording speeds. The Mark shall show the maximum recording speed (e.g. 8x-speed) and the minimum recording speed (e.g. 1x-speed) in the form of 'max. speed / min. speed' (e.g. 8X/1X).
	Hardware	Optional	Display shows that the device is intended for use with the designated disc displaying the same Mark.
<b>Time Limited</b>	Disc	Mandatory	Display shows that the DVD-ROM based disc (e.g. DVD-ROM disc, DVD-Video disc) complies with the DVD-ROM Book Part 1/ Optional Specifications: Time Limited DVD-ROM.
<b>"DVD Side Only"</b>	Disc	Mandatory	Display with Specified Logo on the single sided DVD disc, which has a non-DVD formatted side, shows that the Logo is applicable only to the DVD side. Display with the Logo must be on the opposite side of the DVD side. This Mark shall be used with the Specified Logo on the related materials of the DVD disc product mentioned above.
(Class Mark) *5) 	Disc	Mandatory	Display shows that the lowest Basic recording speed of the <b>DVD-RW</b> disc is <b>Class 1 (2x-speed)</b> .
	Hardware	Mandatory	Display on the DVD recording device shows that the device is intended for use with the DVD-RW disc displaying the same Mark.
(Class Mark) *5) 	Disc	Mandatory	Display shows that the lowest Basic recording speed of the <b>DVD-RAM</b> disc is <b>Class 1 (6x-speed)</b> .
	Hardware	Mandatory	Display on the DVD recording device shows that the device is intended for use with the DVD-RAM disc displaying the same Mark.

(Continued)



Mark	Product	Indication *1) 2)	Definition
<b>R DL</b>	Disc	Mandatory	Display shows that the DVD-R disc complies with DVD-R for DL Book.
	Hardware	Optional *6)	Display shows that the device is intended for use with the DVD-R disc displaying the same Mark.
<b>RW DL</b>	Disc	Mandatory	Display shows that the DVD-RW disc complies with DVD-RW for DL Book.
	Hardware	Optional *6)	Display shows that the device is intended for use with the DVD-RW disc displaying the same Mark.
<b>for Authoring</b>	Disc	Mandatory	Display shows that the DVD-R disc complies with DVD-R for Authoring Book.
	Hardware	Optional	Display shows that the device is intended for use with the DVD-R disc displaying the same Mark.
<b>R3.9</b>	Disc	Optional	Display shows that the DVD-R disc complies with DVD-R (3.9G) Book.
	Hardware	Optional	Display shows that the device is intended for use with the DVD-R disc displaying the same Mark.
<b>R4.7</b>	Disc	Optional	Display shows that the DVD-R disc complies with DVD-R for General Book.
	Hardware	Optional	Display shows that the device is intended for use with the DVD-R disc displaying the same Mark.
<b>RAM2.6</b>	Disc	Optional	Display shows that the DVD-RAM disc complies with DVD-RAM (2.6G) Book.
	Hardware	Optional	Display shows that the device is intended for use with the DVD-R disc displaying the same Mark.
<b>RAM4.7</b>	Disc	Optional	Display shows that the DVD-RAM disc complies with DVD-RAM (4.7G) Book.
	Hardware	Optional	Display shows that the device is intended for use with the DVD-R disc displaying the same Mark.
<b>with VIDEO</b>	Disc	Optional	Display shows that the DVD-Audio disc includes video content produced in accordance with DVD-Audio Book.

\* Note: 1) "Mandatory" means that the Mark must be displayed together with Specified Logo.

2) "Optional" means that the Mark may be displayed at Licensee's discretion.

3) In the case of Video and Audio combination products, each Mark shall be displayed to be associated with each Specified Logo. Refer to Annex 2; Table 6.

4) In the DVD-RAM Book, "case" denotes an empty case (housing), and "cartridge" denotes a device consisting of a case containing a disc, however, the Mark "Cartridge" is used for the product marketed as an empty case according to the DVD Forum's decision.

5) As for Class Mark, refer to section 2 of this Annex.

6) "R DL" Mark may also be displayed on a DVD Multi Writable Drive, if the Licensee has passed the verification of DVD-R Drive for DL.

"RW DL" Mark may also be displayed on a DVD Multi Writable Drive, if the Licensee has passed the verification of DVD-RW Drive for DL.

### 1.1 Conditions to place a Mark inside the Clear Zone

To place a Mark (even partially) inside the Clear Zone, all the following conditions must be satisfied for the Mark. Also refer to the illustration in this page.

Even when the Identifier is positioned to the right of the General Logo, the same conditions must be applied.

As for any other Mark(s) outside the Clear Zone, which are placed in relation to the Specified Logo, following conditions are not applicable.

#### a) Number and type of Marks

- i) Only one Mark may be put inside the Clear Zone.
- ii) Class Mark must not be placed inside the Clear Zone. (As for the rules on Class Mark, see **2. Class Mark.**)
- iii) When two or more Marks are placed in relation to the Specified Logo, which Mark (except the Class Mark) is put inside the Clear Zone is at the Licensee's discretion.

#### b) Design of the Mark

- i) Licensor provides the specified design of the Mark as Digital Logo Data.
- ii) The specified design must not be changed, i.e., the proportion of the Mark must not be changed.

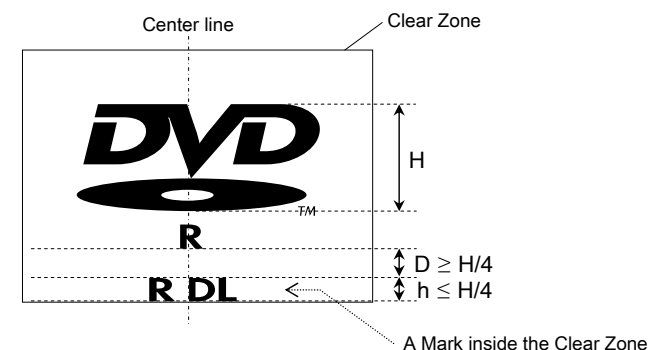
#### c) Location and size

- i) The Mark must be placed directly below the Identifier, i.e., the center line of the Mark must be aligned with the center line of the Identifier.
- ii) The distance between the Identifier and the Mark ('D' in the illustration) must be no smaller than  $H/4$ , where H is the height of the General Logo.
- iii) The height of the Mark ('h' in the illustration) must be no larger than  $H/4$ .

#### d) Color

- i) If a Mark is placed inside the Clear Zone, the color of the Mark must be the same as the Specified Logo.

◇ Illustration of how to place a Mark inside the Clear Zone



H : The height of General Logo

D : The distance between the Identifier and the Mark

h : The height of the Mark

## 2. Class Mark

### 2.1 Design of Class Mark

#### a) Design

- i) Licensor provides the specified design of Class Mark as Digital Logo Data.

#### b) Dimensions

- i) Class Mark must be enlarged or reduced from the Digital Logo Data, in order to retain its integrity.  
The proportion of Class Mark must not be changed.

#### c) Size

- i) The size of Class Mark is at Licensee's discretion, as long as it is perceptible.
- ii) Licensor may request the licensee to change the size, if Licensor considers the size inappropriate.

#### d) Color

- i) Class Mark may be in any single color, but must be clearly visible against the background.

### 2.2 Indication Rule

#### a) For a disc

- i) There is no Class Mark for Class 0.
- ii) The disc having Class 0 shall not display any Class Mark.
- iii) The disc not having Class 0 shall display the Class Mark corresponding to the lowest Basic recording speed in the applicable Basic recording speeds.

#### b) For a device

- i) There is no Class Mark for Class 0.
- ii) The device adaptable to only Class 0 shall not display any Class Mark.
- iii) The device shall display the Class Marks for all adaptable Classes except Class 0.

### 2.3 Usage

#### a) For a disc:

- i) Class Mark shall be displayed on the disc surface and its package in association with the specified Logo.
- ii) The positioning shall be outside Clear Zone but near to the Logo, at the lower or right side.

#### b) For a device:

- i) Class Mark(s) should be displayed on the device itself in association with the specified Logo.  
If the Class Marks cannot be displayed on the product itself due to any size limitation, use of the Logo alone shall be permitted, provided that Class Marks with the Logo should be displayed on any material which is handed out together with the product to end users such as Owner's Manual and other printed materials.
- ii) The positioning must be outside Clear Zone, but within a reasonable distance so as not to lose its association with Specified Logo.

For some important notices related to Class Mark of DVD-RW and DVD-RAM, visit DVD Forum's Website ([www.dvdforum.org/booksubscribers\\_notice.htm](http://www.dvdforum.org/booksubscribers_notice.htm)).

### 2.4 Additional Usage

In addition to the use with the specified Logo prescribed in 2.3, further use of Class Mark alone on the product or related materials is permitted.

### 3. Examples of Mark expression (except for Class Mark and for a Mark inside the Clear Zone)

Unless otherwise specified in this manual, the design, size and color of Mark are at Licensee's discretion, however, the manner of expression or display is to be prominent and to be recognizable by consumers.

For reference, examples of the expression are shown as follows.

<b>RAM2.6</b>	<b>R 4.7</b>	<b>RAM4.7</b>
<b>2X/1X</b>	<b>4 X / 1 X</b>	<b>3 X / 2 X</b>
<b>for Authoring</b>	<b>PC Authoring</b>	<b>with VIDEO</b>
<b>R DL</b>	<b>Cartridge</b>	<b>Time Limited</b>
<b>RW DL</b>		

## Annex 2 : Tables for DVD Products and the Specified Logos

### Revision History

This Annex will be revised from time to time to add DVD product example(s) and the Specified Logo(s) corresponding to new Test Specifications or new DVD Format.

- August 2003  
Annex 2 (Original) was attached to DVD Logo Manual Version 2.0 August 2003.
- January 2004 (Version 2.0)  
General Explanation a) (Page x2-2) was amended for precision.  
Table 6 (Page x2-13) was revised to change the Mark for the Encoder products using DVD Video Recording and DVD Audio Recording format, and the Specified Logo for Video/Audio Encoders was changed.
- November 2004 (Version 2.0)  
General Explanation g) (Page x2-2; Table for DVD Format Book Definition) was revised for updating.  
Table 1 (x2-3), (x2-4) was revised to change the Mark of the writable discs for higher recording speed according to the revision of Annex 1.  
Table 3 (x2-7) and Table 4 (x2-11) were revised to add the Note for Class Mark.
- April 2005 (Version 2.0)  
General Explanation g) (Page x2-2; Table for DVD Format Book Definition) was revised for updating.  
Table 1 (x2-3, 4) was revised to add products of DVD-R for DL disc and High speed DVD-R for DL disc.
- October 2005 (Version 2.0)  
General Explanation g) (Page x2-2; Table for DVD Format Book Definition) was revised for updating.  
Table 1 (x2-4) was revised to add Class Mark for DVD-RAM disc.
- December 2005 (Version 3.0)  
General Explanation was revised for updating.
- February 2007 (Version 3.1)  
General Explanation g) (Page x2-2) was revised for updating.  
Table 1 (Page x2-4) was revised to add the product of Empty Case for DVD-RAM.
- August 2007 (Version 3.2)  
General Explanation g) (Page x2-2, 3) was revised for updating.  
Table 1 (Page x2- 4, 5, 6) was revised to add the products regarding Time Limited DVD-ROM, DVD-Download and DVD-RW for DL.  
Table 4 (Page x2- 13) was revised to add the product regarding DVD-Download.
- January 2009 (Version 3.3)  
General Explanation g) (Page x2- 2, 3) was revised for updating.  
Table 1 (Page x2- 5) and Table 4 (Page x2- 14) were revised to add the products regarding DVD-Download for DL.  
Table 3 (Page x2- 12) was revised to add the product that applies "HD Rec" Mark.
- January 2010 (Version 3.4)  
The specific term "Integrated product" was changed to the generic term "integrated product", because the term was not defined in the new DVD FORMAT/LOGO LICENSE AGREEMENT.
- January 2015 (Version 3.5)  
General explanation (Page x2- 3) and Table 3 (Page x2- 12) were revised to delete the product that applies "HD Rec" Mark.

## General explanation

- a) At present, some products are not permitted to carry the Logo because no Test Specification is yet available (, therefore, no Verification is possible). The shaded numbers in the far right column of each Table identify that the product examples are such products or combination products that incorporate such product elements. As to the available Test Specifications, see the newest information on DVD FLLC Website.
- b) Each product example, which complies with the DVD Format Book(s) for the contents format and discs shown in the definition columns, should display Specified Logo or alternative Specified Logo.
- c) A Licensee may substitute the disc format identifiers of the Specified Logo for DVD Recorders and DVD Writable Drives to match the Logo to the licensed product's functions. Also, a Licensee may change the arranging order of identifiers in the Specified Logo according to the rule described in paragraph 4. g) ii). In these cases, the Licensee should request Licensor to provide the modified Logo data.
- d) The definitions of DVD Products (DVD Discs, DVD Player, DVD Recorder, DVD Drive, DVD Decoder and DVD Encoder) conform to ANNEX A-2 of DVD FORMAT/LOGO LICENSE AGREEMENT.
- e) Names used to describe Product examples are only for the purpose of distinguishing the product functionality, and are neither recommended nor specified.
- f) Definition examples in Table 2 to Table 6 are only an example for each Product example respectively.
- g) The definitions of each DVD Format Book are as follows;

DVD Format Book	Definition
DVD-ROM Book:	DVD Specifications for Read-Only Disc; Part 1 Physical Specifications Version 1.0 Optional Specifications; Time Limited DVD-ROM Rev. 1.0 Part 2 File System Specifications Version 1.0
DVD-Video Book:	DVD Specifications for Read-Only Disc; Part 3 Video Specifications Version 1.1
DVD-Audio Book:	DVD Specifications for Read-Only Disc; Part 4 Audio Specifications Version 1.2 Optional Specifications; Compressed Audio Files for DVD-Audio Rev. 1.0
DVD-R (3.9G) Book:	DVD Specifications for Recordable Disc; Part 1 Physical Specifications Version 1.0 Part 2 File System Specifications Version 1.0










DVD-R for General Book:	DVD Specifications for Recordable Disc for General; Part 1 Physical Specifications Version 2.1 Part 2 File System Specifications Version 2.1 Optional Specifications; 4x-speed DVD-R Rev. 1.0, 6x-speed DVD-R Rev. 2.0, 8x-speed DVD-R Rev. 3.0, 2x-speed DVD-R Rev. 4.0, 12x-speed DVD-R Rev. 5.0, 16x-speed DVD-R Rev. 6.0, Holder for 8cm disc Rev. 1.0
DVD-R for DL Book:	DVD Specifications for Recordable Disc for Dual Layer; Part 1 Physical Specifications Version 3.0 Part 2 File System Specifications Version 3.0 Optional Specifications; 4x-speed DVD-R for DL Rev. 1.0, 6x-speed DVD-R for DL Rev. 2.0 8x-speed DVD-R for DL Rev. 3.0, 10x-speed DVD-R for DL Rev. 4.0 12x-speed DVD-R for DL Rev. 5.0, Holder for 8cm disc Rev. 1.0
DVD-R for Authoring Book:	DVD Specifications for Recordable Disc for Authoring; Part 1 Physical Specifications Version 2.0 and Part 2 File System Specifications Version 2.0
DVD-Download Book	DVD Specifications for Download Disc; Part 1 Physical Specifications Version 1.0 Part 2 File System Specifications Version 1.0 Note: This Book was up-graded from the DVD-R for General/Optional Spec Rev. 1.0 in September 2008.
DVD-Download for DL Book	DVD Specifications for Download Disc for Dual Layer; Part 1 Physical Specifications Version 2.0 Part 2 File System Specifications Version 2.0
DVD-RW Book:	DVD Specifications for Re-recordable Disc; Part 1 Physical Specifications Version 1.2 Part 2 File System Specifications Version 1.0 Optional Specifications; 2x-speed DVD-RW Rev. 1.0, 4x-speed DVD-RW Rev. 2.0, 6x-speed DVD-RW Rev. 3.0, Holder for 8cm disc Rev. 1.0
DVD-RW for DL Book:	DVD Specifications for Re-recordable Disc for Dual Layer; Part 1 Physical Specifications Version 2.0 Part 2 File System Specifications Version 2.0
DVD-RAM (2.6G) Book:	DVD Specifications for Rewritable Disc; Part 1 Physical Specifications Version 1.0 Part 2 File System Specifications Version 1.1
DVD-RAM (4.7G) Book:	DVD Specifications for Rewritable Disc; Part 1 Physical Specifications Version 2.2 Part 2 File System Specifications Version 2.0 Optional Specifications; 3x-speed DVD-RAM Rev. 1.0, 5x-speed DVD-RAM Rev. 2.0, 6x-speed DVD-RAM Rev. 3.0, 8x-speed DVD-RAM Rev. 4.0, 12x-speed DVD-RAM Rev. 5.0, 16x-speed DVD-RAM Rev. 6.0, Holder for 8cm disc Rev. 1.0

(Continued)

DVD Format Book	Definition
DVD Video Recording Book:	DVD Specifications for DVD-RAM/DVD-RW/DVD-R for General; Part 3 Video Recording Version 1.2
DVD Audio Recording Book:	DVD Specifications for DVD-RAM/DVD-RW/DVD-R for General; Part 4 Audio Recording Version 1.1
DVD Stream Recording Book:	DVD Specifications for DVD-RAM/DVD-RW/DVD-R for General; Part 5 Stream Recording Version 1.0

Note: Version/Revision numbers of each specification are as of [January 1, 2015](#). These definitions are not changed even if the version/revision number n.x change up to n.x+1.

Table 1: DVD Discs (1/3)

Products	Definition		Specified Logo	Alternative Specified Logo	Mark	No.
	Physical/File System format	Application format for Contents				
DVD-ROM disc (*1)	DVD-ROM Book (& Option Spec: Time Limited DVD-ROM) (*6)	Formats other than DVD Format(*5) (and DVD-Video Book, if necessary)		_____	(Time Limited) (*6)	1-1
DVD-Video/ROM disc (*2)	DVD-ROM Book (& Option Spec: Time Limited DVD-ROM) (*6)	DVD-Video Book Formats other than DVD Format(*5)		_____	(Time Limited) (*6)	1-2
DVD-Video disc	DVD-ROM Book (& Option Spec: Time Limited DVD-ROM) (*6)	DVD-Video Book		_____	(Time Limited) (*6)	1-3
DVD-Audio disc	DVD-ROM Book (& Option Spec: Time Limited DVD-ROM) (*6)	DVD-Audio Book		_____	(Time Limited) (*6)	1-4
DVD-Audio with Video disc	DVD-ROM Book (& Option Spec: Time Limited DVD-ROM) (*6)	DVD-Audio Book DVD-Video Book			with VIDEO (Time Limited) (*6)	1-5
DVD-R (3.9G) disc	DVD-R (3.9G) Book	Not specified (Blank disc)		_____	R3.9	1-6
DVD-R for General disc	DVD-R for General Book	Not specified (Blank disc)		_____	R4.7	1-7
High speed DVD-R disc	DVD-R for General Book & applicable Option Spec for High speed recording	Not specified (Blank disc)		_____	R4.7 (Recording speed Mark) (*3)	1-8

\*1: Even if video contents in accordance with DVD-Video Book are recorded, if a DVD-Video Player does not play these video contents back as a meaningful video title, the DVD-Video Application Logo shall not be displayed on the disc.

\*2: The video contents recorded in this disc shall be played back as a meaningful video title by a standalone DVD-Video Player.









\*3: As for Recording speed Mark and Class Mark, refer to **Annex 1**.

\*5: Applications such as Game, Navigation, PC data will be in this category.

\*6: Time Limited Mark is applied to a product that complies with Optional Spec: Time Limited DVD-ROM. For details refer to **Annex 1**.



Table 1: DVD Discs (2/3)





Products	Definition		Specified Logo	Alternative Specified Logo	Mark	No.
	Physical/File System format	Application format for Contents				
DVD-R for DL disc	DVD-R for DL Book	Not specified (Blank disc)		_____	<b>R DL</b>	1-9
High speed DVD-R for DL disc	DVD-R for DL Book & applicable Option Spec for High speed recording	Not specified (Blank disc)		_____	<b>R DL</b> (Recording speed Mark) (*3)	1-10
DVD-R for Authoring disc	DVD-R for Authoring Book	Not specified (Blank disc)		_____	for Authoring (*4)	1-11
DVD-Download disc	DVD-Download Book	Not specified (Blank disc)	 (*7)	_____	_____	1-12
DVD-Download for DL disc	DVD-Download for DL Book	Not specified (Blank disc)	 (*7)	_____	_____	1-13
DVD-RW disc	DVD-RW Book	Not specified (Blank disc)		_____	_____	1-14
High speed DVD-RW disc	DVD-RW Book & applicable Option Spec for High speed recording	Not specified (Blank disc)		_____	(Recording speed Mark) (Class Mark) (*3)	1-15
DVD-RW for DL disc	DVD-RW for DL Book	Not specified (Blank disc)		_____	<b>RW DL</b>	1-16

\*3: As for Recording speed Mark and Class Mark, refer to **Annex 1**.

\*4: Display of 'DVD-R for Authoring' on the disc is specified in the DVD-R for Authoring Book as mandatory. Therefore, this mark is used for its packaging and printed materials.

\*7: The Specified Logo may also be used on a recorded disc, i.e. a disc on which CSS encrypted DVD-Video contents are recorded. The Specified Logo may also be displayed on a package of such recorded disc of MOD (Manufacturing On Demand). As for system models for DVD-Download, refer to "Conformance guideline for recording DVD-Download disc and DVD-Download for DL disc" on the DVD Forum website (<http://www.dvdforum.org>).

Table 1: DVD Discs (3/3)

Products	Definition		Specified Logo	Alternative Specified Logo	Mark	No.
	Physical/File System format	Application format for Contents				
DVD-RAM (2.6G) disc	DVD-RAM (2.6G) Book	Not specified (Blank disc)		_____	RAM2.6	1-17
DVD-RAM (4.7G) disc	DVD-RAM (4.7G) Book	Not specified (Blank disc)		_____	RAM4.7	1-18
High speed DVD-RAM disc	DVD-RAM (4.7G) Book & applicable Option Spec for High speed recording	Not specified (Blank disc)		_____	RAM4.7 (Recording speed Mark) (Class Mark) (*3)	1-19
Cartridge with DVD disc	DVD-RAM (4.7G) Book or DVD-RAM (2.6G) Book or DVD-RW Book or DVD-R for General Book	Not specified (Blank disc)	(The same as the Logo for the disc)	_____	(depend on disc type)	1-20
Empty Case for DVD-RAM	DVD-RAM (4.7G) Book	Not specified (Empty Case)		_____	Cartridge	1-21

\*3: As for Recording speed Mark and Class Mark, refer to **Annex 1**.

Table 2: DVD Players (Standalone or integrated product) (1/2)

Product examples		Function example		Specified Logo	Alternative Specified Logo	No.
		Playable disc (Contents)	Playable Contents format			
ROM Player	DVD-ROM Player	DVD-ROM (Others)	Formats other than DVD Format(*4)		_____	2-1
	DVD-ROM/Video Player	DVD-Video DVD-ROM (Video/Others)	DVD-Video Book Formats other than DVD Format(*4)		_____	2-2
	DVD-ROM/Video/Audio Player	DVD-Video DVD-Audio DVD-ROM (Others)	DVD-Video Book DVD-Audio Book Formats other than DVD Format(*4)		_____	2-3
Video Player	DVD-Video Player	DVD-Video	DVD-Video Book		_____	2-4
	DVD-Video Player	DVD-Video DVD-R (Video-Format)	DVD-Video Book		_____	2-5
	DVD-Video/Video-Rec Player	DVD-Video DVD-R, RW (Video-Format (*1)) DVD-RW, RAM (Video-Rec (*2))	DVD-Video Book DVD Video Recording Book		_____	2-6
	DVD Multi Video Player	DVD-Video DVD-R, RW (Video-Format) DVD-R, RW, RAM (Video-Rec)	DVD-Video Book DVD Video Recording Book			2-7 (*3)









\*1: 'Video-Format' means the DVD-Video Format by DVD-Video Book.

\*2: 'Video-Rec' means the DVD Video Recording Format by DVD Video Recording Book.

\*3: DVD Multi License is necessary for DVD Multi Logo.

\*4: Applications such as Game, Navigation, PC data will be in this category.

Table 2: DVD Players (Standalone or integrated product) (2/2)

Product examples		Function example		Specified Logo	Alternative Specified Logo	No.
		Playable disc (Contents)	Playable Contents format			
Audio Player	DVD-Audio Player	DVD-Audio	DVD-Audio Book		_____	2-8
	DVD-Audio/Audio-Rec Player	DVD-Audio DVD-R, RW (Audio-Rec (*5))	DVD-Audio Book DVD Audio Recording Book		_____	2-9
	DVD Multi Audio Player	DVD-Audio DVD-R, RW, RAM (Audio-Rec)	DVD-Audio Book DVD Audio Recording Book			2-10 (*6)
Video/Audio Player	DVD-Video/Audio Player	DVD-Video DVD-Audio	DVD-Video Book DVD-Audio Book		_____	2-11
	DVD-Video/Video-Rec/Audio/ Audio-Rec Player	DVD-Video DVD-Audio DVD-R, RW (Video-Format (*1)), DVD-RAM, RW (Video-Rec (*2)/ Audio-Rec)	DVD-Video Book DVD-Audio Book DVD Video Recording Book DVD-Audio Recording Book		_____	2-12
	DVD Multi Video/Audio Player	DVD-Video DVD-Audio DVD-R, RW, RAM (Video-Rec/ Audio-Rec)	DVD-Video Book DVD-Audio Book DVD Video Recording Book DVD-Audio Recording Book			2-13 (*6)

\*1: 'Video-Format' means the DVD-Video Format by DVD-Video Book.

\*6: DVD Multi License is necessary for DVD Multi Logo.

\*2: 'Video-Rec' means the DVD Video Recording Format by DVD Video Recording Book.

\*5: 'Audio-Rec' means the DVD Audio Recording Format by DVD Audio Recording Book.

Table 3: DVD Recorders (Standalone or integrated product) (1/4)

Product examples		Function example		Specified Logo	Alternative Specified Logo	No.
		Acceptable disc	Recordable/Playable format			
Video Recorder	DVD Video-Rec Recorder (*2)	(Recordable disc) DVD-RAM, RW	DVD Video Recording Book			3-1
	DVD Video-Rec Recorder/ Video Player	(Playable disc) DVD-Video	DVD-Video Book	 (Optional) 	 (Optional) 	3-2
		(Recordable disc) DVD-RAM, RW	DVD Video Recording Book			
	DVD Video-Rec Recorder/ Multi Video Player	(Playable disc) DVD-Video DVD-R, RW, RAM (Video-Rec)	DVD-Video Book DVD Video Recording Book	 (Optional) 	 (Optional) 	3-3
		(Recordable disc) DVD-RAM, RW	DVD Video Recording Book			
	DVD Video-Format Recorder (*1)	(Playable disc) DVD-Video	DVD-Video Book		_____	3-4
		(Recordable disc) DVD-R, RW	DVD-Video Book			
	DVD Video-Rec/Video-Format Recorder	(Playable disc) DVD-Video	DVD-Video Book	 and/or 	 and/or 	3-5
		(Recordable disc) DVD-RAM, RW	DVD Video Recording Book			
		(Recordable disc) DVD-R, RW	DVD-Video Book			
	DVD Multi Video Recorder	(Playable disc) DVD-Video	DVD-Video Book			3-6 (*3)
		(Recordable disc) DVD-R, RW, RAM	DVD Video Recording Book			
	DVD Multi Video/ Video-Format Recorder	(Playable disc) DVD-Video	DVD-Video Book			3-7 (*3)
		(Recordable disc) DVD-R, RW, RAM	DVD Video Recording Book DVD-Video Book			









\*1: 'Video-Format' means the DVD-Video Format by DVD-Video Book.

\*2: 'Video-Rec' means the DVD Video Recording Format by DVD Video Recording Book.

\*3: DVD Multi License is necessary for DVD Multi Logo.

Note: All DVD Recorders should indicate the relevant Class Mark according to the provisions of Class Mark in Annex 1.















Table 3: DVD Recorders (Standalone or integrated product) (2/4)

Product examples		Function example		Specified Logo	Alternative Specified Logo	No.
		Acceptable disc	Recordable/Playable format			
Audio Recorder	DVD Audio Recorder	(Recordable disc) DVD-RAM, RW	DVD Audio Recording Book			3-8
	DVD Audio Recorder/ Audio Player	(Playable disc) DVD-Audio	DVD-Audio Book	 (Optional)  (Optional)	 (Optional)  (Optional)	3-9
		(Recordable disc) DVD-RAM, RW	DVD Audio Recording Book			
	DVD Multi Audio Recorder	(Playable disc) DVD-Audio	DVD-Audio Book			3-10 (*3)
		(Recordable disc) DVD-R, RW, RAM	DVD Audio Recording Book			

Note: All DVD Recorders should indicate the relevant Class Mark according to the provisions of Class \*3: DVD Multi License is necessary for DVD Multi Logo.

Mark in **Annex 1**.

Table 3: DVD Recorders (Standalone or integrated product) (3/4)

Product examples		Function example		Specified Logo	Alternative Specified Logo	No.
		Acceptable disc	Recordable/Playable format			
Video/Audio Recorder	DVD Video-Format (*1) /Audio Recorder	(Playable disc) DVD-Video	DVD-Video Book	 and/or 	 and/or 	3-12
		(Recordable disc) DVD-R, RW	DVD-Video Book			
		(Recordable disc) DVD-RAM, RW	DVD Audio Recording Book			
	DVD Video-Rec (*2) /Audio Recorder	(Recordable disc) DVD-RAM, RW	DVD Video Recording Book DVD Audio Recording Book			3-13
	DVD Video-Rec/Video-Format /Audio Recorder	(Playable disc) DVD-Video	DVD-Video Book	 and/or 	 and/or 	3-14
		(Recordable disc) DVD-RAM, RW	DVD Video Recording Book DVD Audio Recording Book			
		(Recordable disc) DVD-R, RW	DVD-Video Book			
	DVD Multi Video/Audio Recorder	(Playable disc) DVD-Video, DVD-Audio	DVD-Video Book DVD-Audio Books			3-15 (*3)
		(Recordable disc) DVD-R, RW, RAM	DVD Video Recording Book DVD Audio Recording Book			
	DVD Multi Video/Audio /Video-Format Recorder	(Playable disc) DVD-Video, DVD-Audio	DVD-Video Book DVD-Audio Book			3-16 (*3)
		(Recordable disc) DVD-R, RW, RAM	DVD Video Recording Book DVD Audio Recording Book DVD-Video Book			

\*1: 'Video-Format' means the DVD-Video Format by DVD-Video Book.

\*2: 'Video-Rec' means the DVD Video Recording Format by DVD Video Recording Book.

\*3: DVD Multi License is necessary for DVD Multi Logo.

Note: All DVD Recorders should indicate the relevant Class Mark according to the provisions of Class Mark in Annex 1.





Table 3: DVD Recorders (Standalone or integrated product) (4/4)

Product examples		Function example		Specified Logo	Alternative Specified Logo	No.
		Acceptable disc	Recordable/Playable format			
Stream Recorder	DVD Stream Recorder	(Recordable disc) DVD-R, RW, RAM	DVD Stream Recording Book	T.B.D.	T.B.D.	3-17

Note: All DVD Recorders should indicate the relevant Class Mark according to the provisions of Class Mark in **Annex 1**.



















Table 4: DVD Drives (Parts for integrated product) (1/2)

Product examples		Function example		Specified Logo	Alternative Specified Logo	No.
		Acceptable disc	Recordable/Playable format			
Read-Only Drive	DVD-ROM Read-Only Drive	(Readable disc) DVD-ROM	Depend on Host system		_____	4-1
	DVD-ROM/R/RW Read-Only Drive	(Readable disc) DVD-ROM, R, RW	Depend on Host system		_____	4-2
	DVD Multi Read-Only Drive	(Readable disc) DVD-ROM, R, RW, RAM	Depend on Host system			4-3 (*1)

Note: All writable DVD Drives should indicate the relevant Class Mark according to the provisions of Class Mark in **Annex 1**.

\*1: DVD Multi License is necessary for DVD Multi Logo.








Table 4: DVD Drives (Parts for integrated product) (2/2)

Product examples		Function example		Specified Logo	Alternative Specified Logo	No.
		Acceptable disc	Recordable/Playable format			
Writable Drive	DVD-R/RW Writable Drive	(Readable disc) DVD-ROM, R, RW (Writable disc) DVD-R, RW	Depend on Host system	  (Optional)	_____	4-4
	DVD-R/RAM Writable Drive	(Readable disc) DVD-ROM, R, RAM (Writable disc) DVD-R, RAM	Depend on Host system	  (Optional)	_____	4-5
	DVD-Download Writable Drive	(Readable disc) DVD-ROM, Download (Writable disc) DVD-Download	Depend on Host system	  (Optional)	_____	4-6
	DVD-Download/Download for DL Writable Drive	(Readable disc) DVD-ROM, Download, Download for DL (Writable disc) DVD-Download, Download for DL	Depend on Host system	  (Optional)	  (Optional)	4-7
	DVD-R/RAM Writable & Multi Read-Only Drive	(Readable disc) DVD-ROM, R, RW, RAM (Writable disc) DVD-R, RAM	Depend on Host system	  (Optional)	  (Optional)	4-8 (*1)
	DVD Multi Writable Drive	(Readable disc) DVD-ROM, R, RW, RAM (Writable disc) DVD-R, RW, RAM	Depend on Host system			4-9 (*1)

Note: All writable DVD Drives should indicate the relevant Class Mark according to the provisions of Class Mark in **Annex 1**.

\*1: DVD Multi License is necessary for DVD Multi Logo.

Table 5: DVD Decoders (Software/hardware parts for integrated product) (\*3) (1/1)











Product examples		Function example		Specified Logo	Alternative Specified Logo	Mark	No.
		Acceptable disc	Playable Contents format				
Video Decoder	DVD-Video Decoder	Depends on DVD Drive of Host system	DVD-Video Book		_____	_____	5-1
	DVD-Video/Video-Rec (*1) Decoder	Depends on DVD Drive of Host system	DVD-Video Book DVD Video Recording Book		_____	_____	5-2
Audio Decoder	DVD-Audio Decoder	Depends on DVD Drive of Host system	DVD-Audio Book		_____	_____	5-3
	DVD-Audio/Audio-Rec (*2) Decoder	Depends on DVD Drive of Host system	DVD-Audio Book DVD-Audio Recording Book		_____	_____	5-4
Video/Audio Decoder	DVD-Video/Audio Decoder	Depends on DVD Drive of Host system	DVD-Video Book DVD-Audio Book		_____	_____	5-5
	DVD-Video/Video-Rec/Audio Decoder	Depends on DVD Drive of Host system	DVD-Video Book DVD Video Recording Book DVD-Audio Book		_____	_____	5-6
	DVD-Video/Video-Rec/Audio/Audio-Rec Decoder	Depends on DVD Drive of Host system	DVD-Video Book DVD Video Recording Book DVD-Audio Book DVD-Audio Recording Book		_____	_____	5-7

\*1: 'Video-Rec' means the DVD Video Recording Format by DVD Video Recording Book.

\*2: 'Audio-Rec' means the DVD Audio Recording Format by DVD Audio Recording Book.

\*3: DVD Decoder means DVD Player software (or in combination with hardware parts) for Personal Computer.

Table 6: DVD Encoders (Software/hardware parts for integrated product) (\*4) (1/1)

Product examples		Function example		Specified Logo	Alternative Specified Logo	Mark	No.
		Acceptable disc	Recordable/Playable Contents				
Video Encoder	DVD Video-Format (*1) Encoder	Depends on DVD Drive of Host system	DVD-Video Book		_____	PC Authoring	6-1
	DVD Video-Rec (*2) Encoder	Depends on DVD Drive of Host system	DVD Video Recording Book		_____	PC Recording	6-2
	DVD Video-Rec/Video-Format Encoder	Depends on DVD Drive of Host system	DVD Video Recording Book DVD-Video Book		_____	PC Recording and PC Authoring	6-3
Audio Encoder	DVD Audio-Rec (*3) Encoder	Depends on DVD Drive of Host system	DVD Audio Recording Book		_____	PC Recording	6-4
Video/Audio Encoder	DVD Video-Rec/Audio-Rec Encoder	Depends on DVD Drive of Host system	DVD Video Recording Book DVD Audio Recording Book	and/or  	_____	(For Video Logo) PC Recording (For Audio Logo) PC Recording	6-5
	DVD Video-Format/Audio-Rec Encoder	Depends on DVD Drive of Host system	DVD-Video Book DVD Audio Recording Book	and/or  	_____	(For Video Logo) PC Authoring (For Audio Logo) PC Recording	6-6
	DVD Video-Format/Video-Rec/Audio-Rec Encoder	Depends on DVD Drive of Host system	DVD-Video Book DVD Video Recording Book DVD Audio Recording Book	and/or  	_____	(For Video Logo) PC Authoring PC Recording (For Audio Logo) PC Recording	6-7

\*1: 'Video-Format' means the DVD-Video Format by DVD-Video Book.

\*2: 'Video-Rec' means the DVD Video Recording Format by DVD Video Recording Book.

\*3: 'Audio-Rec' means the DVD Audio Recording Format by DVD Audio Recording Book.

\*4: DVD Encoder means DVD Authoring or Recording software (or in combination with hardware parts) for Personal Computer.

Note: In the case of Video and Audio combination products, each Mark shall be displayed to be associated with each Specified Logo.