

Light & Shade

Issue 4 autumn/winter 2014

The customer magazine from **GRANTS** bespoke blinds and shutters

ROOM *with a* VIEW

How bespoke gable blinds helped
make this glorious space

FOR THE HOME SPECIAL

Dozens of examples of
blinds and shutters
for rooms in the house

BESPOKE SHADING

Specialist advice on blinds
for complex glazed areas

GET IN THE KNOW

36 pages of expert tips
and useful advice

GRANTS

32
1982-2014

REAL HOMES TO INSPIRE YOU
INSIDE five case studies on *brand new installations*

One simple promise.

The finest blinds and shutters at our
keenest prices, installed and maintained
with the highest levels of customer care...



the mark of quality

Light & Shade

autumn/winter 2014 **INSIDE THIS ISSUE**

CASE STUDIES

- 8 Stylish French pinoleum in this relaxing garden room
- 12 Clever shading solutions for these large folding doors
- 16 This interestingly shaped window needed the right blinds
- 18 This gable ended kitchen is completed with smart shading
- 22 Sophisticated blinds within a bedroom gable window
- 24 Wooden shutters throughout this architect-designed home
- 28 Garden rooms showcase – some of our recent installations



IN THE KNOW



New advice section

- 32 Blinds for garden rooms
- 36 Automatic blinds
- 38 Blinds for gables
- 40 Solutions for complex areas
- 42 Blinds for skylights



BUYERS' GUIDE, p44



GRANTS
bespoke blinds & shutters

SHADES OF BRILLIANCE

Produced for Grants by Mabel Gray (www.mabel-gray.com) © Grants Bespoke Blinds and Shutters 2014
Published by Leigh House Solutions Ltd trading as Grants Bespoke Blinds & Shutters,
Leigh House, Main Road, Rookley, Isle of Wight, PO38 3NL. Registered business number: 06774291



Working in unison: fabric Roman blinds are twinned with blackout roller blinds to provide ultimate control over light and shade in this stylish bedroom



WELCOME

AT GRANTS BLINDS we appreciate the importance of finishing touches, which is why our attention to detail is second to none. For more than 30 years we have been creating beautiful blinds and stunning shutters.

We work in all styles of home – large and small, contemporary and traditional – and are acknowledged experts in providing the ideal shading for luxury homes and the highest quality conservatories and orangeries.

We design bespoke solutions that look great and perform perfectly. We work closely with architects, interior designers, project managers and homeowners to ensure we create a look that is ideal for the space it is designed for.

We specialise in shading solutions for prestige properties, orangeries and conservatories and create products to ensure this style of room is usable all year round. Often, before installing blinds, people complain that a glass room is simply too warm and bright to enjoy during the height of summer and too cold during the winter months. Fitting the right sort of blinds ensures the room can be used whatever the weather.

An orangery or conservatory is a joy to live with and a space that links the outside and inside seamlessly – kitchen orangeries or glass rooms which are used as sitting rooms, family room or dining rooms, for example – are an increasingly popular addition to the house. Shading is particularly important in this kind of space as these rooms tend to be used throughout the day and into the evening. This means the correct balance of light and shade is vital, particularly during the winter months.

Grants is with you every step of the way – from our no-obligation home consultations, through the planning stage and right through to installation and servicing. Each of our blinds is designed, manufactured and installed by us to ensure everything is absolutely perfect at every stage.

Our customer service, design excellence and after-sales care are second to none, so whether you are at the planning stage of a project or are simply considering transforming an existing room with the very finest shading, then do get in touch.

Gaius H. Guest

Proprietor, Grants Bespoke Blinds

THE BIG PICTURE

Wooden Venetian blinds and blackout Roman blinds in a bespoke fabric work together perfectly to provide the homeowners with ultimate shading versatility for this elegant drawing room. With the Venetian blinds open or retracted, light is allowed to flood into the room, while the room can be made instantly cosier with one or both closed. The result is a room that can be used comfortably whatever the time of day and whatever the desired mood setting.





CASE STUDY 1

French pinoleum roof and window blinds

Elegant and practical

This magnificent garden room is completed with French pinoleum roof and window blinds in flatweave Haddon Hall fabric. The installation features soft cream head rails, a natural braid to the blinds and chrome chains...





The arrangement of window blinds in the orangery works with the French doors to allow access to the garden

RUTH AND CON MOVED INTO their Victorian farmhouse in Shepton Mallet in Somerset in 2012 and knew immediately they wanted an orangery extension so they would have somewhere to entertain friends and relax and enjoy the mature and beautiful garden.

The couple had moved from Dubai, where Con's company was based, and back in the UK the orangery would allow them to make the most of a very different environment – an English garden in all its glorious colour. They also knew they would need the right shading to best manage the amount of light and heat entering the orangery, which includes French doors to the garden and a smaller door to one side.

Ruth says: "We knew we needed some window dressing otherwise the orangery would have been like a greenhouse. I also find that curtains can be overpowering. Also, taste in fabric and patterns can change whereas the blinds – which are colour-

coordinated – are, I think, classically elegant.

"I did some research on the internet, looking at different ideas for roof and window blinds. Then I visited the Grants website, where there are lots of pictures of blinds in situ. I also talked to a friend of mine who is an interior designer and she said Grants were the best and I should choose them.

"We wanted a shading solution that was both practical and aesthetically pleasing and I think that's what we have achieved. The blinds are beautiful and practical.

"We use the orangery for relaxing in, perhaps with a book, for enjoying the garden and the outside coming in, and also for dinner parties and entertaining with friends.

"We tend to leave the roof blinds closed most of the time because I find the room cosier that way and also on warm days, with the sun overhead, the orangery – which has underfloor heating – would be very warm." ●

The French pinoleum shading in Ruth and Con's orangery with the roof blinds pulled back to allow light to flood in





A photograph of a bright, modern kitchen/family room. The room features large windows with white motorised roller blinds. A wooden dining table and chairs are visible in the foreground. A potted plant sits on the floor near the window. The floor is made of light-colored wood. The ceiling has a large skylight and recessed lights. The overall atmosphere is bright and airy.

CASE STUDY 2
Motorised roller blinds

The ideal family room

When this extensive kitchen/family room had no blinds fitted, it was often too hot to use in comfort. Now, with motorised roller blinds installed, the homeowners and their children “live in the room, all day, every day”...





Above: the blind closest to the kitchen table is used most – without it the sunlight streaming in was often too strong to make spending time in the kitchen fully enjoyable



Left: the original 1950s property was extended in 2012 with the motorised roller blinds retro-fitted

Far left: the automated blinds work perfectly in tandem with complex folding doors to the garden

SUSAN AND DRACHAN endured seven months of upheaval to extend their 1950s home to include an elegant kitchen and family room which links directly to the garden.

“It was hard-going,” says Susan, “with a newborn baby and the builders around, but it was worth it.”

When the family – the couple and their four children – came to use the extension, however, they found the amount of light coming in was often uncomfortable.

Grants had installed motorised blinds in one of the bedrooms (see page 16) and the company’s project manager advised the couple that automated blinds downstairs would make the family room much more useable all year round.

“Now,” says Susan, “we live in it all day, every day. Whether we are having breakfast at the table in the kitchen, doing a jigsaw with one of the children, spending time with them in the play

area or watching TV the blinds are brilliant.

“We sent Grants the plans for the extension and they advised us on the best solution.”

That plan was for fully automated roller blinds in a five per cent translucent Blenheim screen material, with remote control that would allow the blinds to be operated singly or in a group.

“If we are watching television, or if we have friends round,” says Susan, “it is lovely to be able to have the blinds all the way down. It is so cosy.

“We have no heating on downstairs because the windows and the insulation from the blinds keep the heat in so well. It is so nice now to be able to sit at the kitchen table without the sun beaming into our eyes.

“And the remote control means the blinds – one of them or all of them – can be operated from anywhere. It’s that easy.” ●

As seen on TV

The bedroom in Susan and Drachan's extended home in Buckinghamshire features an impressive gable window. When the house was featured on a Channel 4 television programme, the couple were advised that installing motorised Honeycell pleated blinds in a blackout material would increase the value of the property and create a beautifully cosy room in which to spend time...

WHEN SUSAN AND DRACHAN'S extended home in Great Missenden in Buckinghamshire was featured on Channel 4's *Double Your House for Half the Money*, the presenter Sarah Beeny offered the couple a valuable piece of advice. She showed them an example of a pleated blind and said the room would be transformed if similar shading were installed.

The couple searched long and hard, but were unable to find a company with the expertise to fit motorised blinds into a gable window.

"We did lots of research," says Sarah, "but were unable to find anyone who could do it until we learned about Grants."

The Grants team installed Honeycell pleated blinds in a Newmarket fabric with blackout pointing.

Sarah says: "The installation process was perfect – professional, clean, quick and tidy – and the result has transformed the bedroom. The blackout blinds are fantastic. We can block out all the light at night and just climb under the duvet and chill. Or we can choose to lower the blinds using the remote control and enjoy the view of the garden or the stars at night."

Sarah also likes the way the blinds frame the room.

She says: "People walk into the room now and it has the wow factor. Curtains in particular can take over a room somehow, but the blinds are amazing; they make the room.

"I would also say that people shouldn't be scared of automated blinds. They are so easy to operate and everything is so neat and tidy." ●

The blinds in the bedroom are fully motorised and operated via a single remote control. "It is wonderful," says Sarah. "We can have them fully closed, the top only open or just the bottom blinds open. And all possible at the simple touch of a button."

CASE STUDY 3
Large gable blackout blinds





on the cover **CASE STUDY 4**
Bespoke gable, roof and window blinds

Room with a view...



This beautifully appointed apartment kitchen and living area offers wonderful views over woodland and Poole Harbour. But such a large expanse of glass demands the very finest shading, which is why the homeowners opted for bespoke blinds that would allow them to manage the light coming into the room

Top right: when open, the blinds – which can be operated independently of each other – allow for stunning views over woodland and Poole harbour in the distance

This page: Grants' expertise allowed for blinds to be used within this distinctive but unusually shaped window. The edge of the blind on the left is constructed to follow the contours of the sloping frame perfectly



WHEN STEPHEN AND BEVERLEY heard there was a new development going up in Poole they knew it was for them. So much so, they bought one of the penthouse apartments before the foundations had been laid.

“It was a great thing to do,” Stephen says. “It meant we could specify every finish and could be involved at every stage.”

“We already had a property in the area and visited every weekend, but this new one was better for the long term, as eventually we will live here full time.”

The apartment – which has three bedrooms and a study or fourth bedroom – is fantastically light and airy with lots of windows, some with breathtaking views over Poole Harbour.

“The windows are fantastic,” Stephen says, “But not without their issues. They are made from special glass, so they keep the heat out. But with so much glass there can be serious glare from the sun, which is why choosing the right blinds was really important.”

“The windows are irregular shapes, with triangles at the top of the rooms. We asked the architects to suggest a company that could make the blinds, but they couldn’t come up with an answer. In the end it was the interior designer who suggested Grants. They were great to deal with and we have been really impressed by the blinds.”

For the kitchen, the couple wanted blinds that let in some light. The high-level triangular windows were a particularly tricky



issue, but as they had anticipated the need for shading they had the electronics for blinds fitted before they moved in.

They then decided to live in the property for a short while before making a final decision on shading.

“It was much easier once we were in and could hold up the fabric to the window to see exactly what it would look like. In the end we chose Sandown White pleated blinds for the kitchen. They work brilliantly at cutting down the glare. They were also great in the winter as they made the kitchen feel much cosier.

“On a dark night, with so many windows all you see →



and the views continue...

is an expanse of black, so the blinds were a great improvement.

Stephen and Beverley wanted thicker blinds for the master bedroom (pictured) and chose some which would block out all the light. In the end they chose Honeycell pleated blinds in Newmarket White Sand as it matched the Farrow & Ball painted walls exactly.

The light and spacious bedroom has doors to a terrace and views over woodland and eventually to the sea. The light that comes into the room during the day can be glorious, but at night the couple wants a much darker space. This is where blinds make a huge difference.

The couple chose to have them on the tricky, triangular upper windows and can, at the touch of a button, block out the light into the room. Of course, this works brilliantly at night time, but blinds such as these can also prevent fading on pieces of artwork and furniture during the long summer days when the sun can be fearsomely bright.

"Again the blinds are electronically controlled," Stephen says. "Because the windows are so high it would be very difficult to have manual blinds and the automated system works perfectly.

"The blinds can be operated individually or there is one channel that controls them all at once. Depending on where the light is, we might only want a couple closed at any one time or all of them." ●





CASE STUDY 5
Bespoke whole house shutters



Home for Christmas



This stunning architect-designed property in Poole in Dorset was purchased by the homeowner as a Christmas present for his wife. If she were to fall in love with it, however, he knew he wanted bespoke shutters throughout to ensure a warm and welcoming ambience...



The shutters in the west-facing master bedroom help manage the evening light. They are also often left open allowing fresh air to filter through the open balcony doors

THIS PROPERTY in Poole in Dorset was purchased by a retired investment banker as a second home retreat and a Christmas present for his wife, a doctor.

“I liked it,” he says, “because in many ways it was quite traditional, but the roofline and the construction method – in reinforced concrete – were very modern.

“I wanted it as a Christmas present for my wife, but with very large open windows I knew I needed bespoke shutters to complete everything so I could say to her: ‘Look, you have a house!’

“Three of the bedrooms at the front have tall apex glass windows and this was a feature I really liked. It would be a challenge, however, to manage the light in the mornings, so I thought shutters would work well. My interior designer steered me to Grants because it quickly became apparent that we were going to need something bespoke.”

The shutters throughout the property are contemporary

wooden shutters with a 64mm louvre slat and a hidden tilt wand operation. They are painted in either Hardwick White (actually a light grey) or Downpipe Grey from Farrow & Ball. The couple chose shutters partly because of the added security they would provide when they were away at their main house in Kent.

“The good news,” adds the homeowner, “is that my wife utterly loved it.”

One of the family’s favourite rooms is the sitting room (pictured on the previous page). “The shutters help us control the light levels and they help make it a great place for us all to spend time. We think it’s a very cosy, welcoming room.”

Another key room where the shutters play an important role is the master bedroom, which faces west. Here, the shutters sit in front of Juliette balcony doors. The evening sun can make the room overly warm, but often the doors are left open.

“They help retain a sense of security in the room while allowing in plenty of fresh air.” ●



Right: the bespoke shutters in this apex window add to the Japanese feel of this girl's bedroom



Left: the elegant shutter paint shade of Downpipe Grey from Farrow & Ball lends every room a quiet sophistication





GARDEN ROOMS SHOWCASE

We specialise in blinds for the highest quality conservatories and orangeries. Our 30 years' experience is trusted by discerning homeowners looking for the very best shading solutions for their cherished garden rooms. Here – to inspire you and to showcase our craftsmanship – is a selection of our recent installations...







IN THE KNOW

- GARDEN ROOMS
- AUTOMATION
- GABLES
- BI-FOLD DOORS
- SKYLIGHTS



Single-pleated motorised blinds in Ascot No7 Pale Palette fabric and with solar-reflective backing have been fitted within the glazing bars of this Glasshouses by Jeremy Uglow conservatory

Planning your garden room

The addition of extra living space is often the realisation of a dream come true, but forward planning can help ensure the room works perfectly for you. The right shading system is essential to ensure the new space represents a suitable return on your investment. Flooring, lighting and heating usually find their way into the planning process, but the question of blinds or shutters will often be left until after the project is complete. The disadvantage of this is that your choices for shading can be much more limited at this later stage. Think, instead, of blinds as part of the structure. This is especially important, for example, in the case of an orangery, where getting power to the lantern roof area can be almost impossible once the building and decoration work is complete. Battery operated solutions for these areas are not yet sufficiently developed.



At the pre-build stage, flooring, heating and lighting are often planned for, but blinds can easily be overlooked

FAQs

Your questions answered

Check out the **garden rooms** section on our website

Q

What does it mean when people say a garden room can tend to be 'a room of extremes'?

A

Garden rooms without proper shading can be too cold in the winter months and at night time. Conversely, they can be very hot in the warmer months or in bright sunshine. This can mean that furniture and furnishings will fade quickly with the high exposure to UV rays and the lack of insulation in the room can mean expensive heat loss. Finally, the large window areas can reduce one's privacy and add to a sense of insecurity.

Q

Will I really need blinds? What will they actually do for my home?

A

Blinds will keep the room cooler in the summer, especially if you opt for roof blinds. If these have a solar reflective backing this will increase their effectiveness (see table on the following page). Blinds will keep the room warmer and provide insulation to help conserve any heating provided – saving you from high energy bills. Including blinds will also provide privacy when required and will complete the look and feel of the room.

Q

Our garden room is on order but is not yet built. Is it too soon to think about what blinds we may need?

A

It is never too early to think about blinds; sometimes small alterations to the construction detail can make a big difference to how the blinds will look when installed. We recommend a no-obligation designer visit take place at least four and six weeks before the building goes up on site. If an order is placed in principle we will work with the garden room company to provide what is needed and then install blinds at a time when you are ready. In some garden rooms – particularly orangeries – it is very difficult to conceal the wiring or transformers later.

IN THE KNOW garden rooms

Our guide to the most popular forms of garden room extensions

CONSERVATORIES *A conservatory is classed as a garden room with windows and a glass roof but no plastered veiling area*



Victorian-style Amdega conservatory with French pinoleum blinds fitting below the glazing bars



Bespoke lean-to conservatory by Quayside Conservatories with French pinoleum blinds fitted within the oak roof glazing bars and window blinds to match



Traditional lantern-style octagonal conservatory with French pinoleum blinds fitted within the glazing bars on the lower roof section area only



Victorian-style with single pleat blinds fitted within the roof glazing bars. These stack neatly when not required



Edwardian-style with single pleat blinds fitted below the glazing bars. Cord-tensioned blinds open with the doors and windows



Traditional UPVC with single pleat blinds fitted below the roof glazing bars and covering two or more panels at one time

ORANGERIES *Orangery refers to a garden room that has an inset glazed roof lantern creating an elegant living space which can provide perimeter lighting and accommodate Pilaster columns and extra detail within the construction*



A Vale Garden Houses orangery with French pinoleum blinds fitted below the glazing bars and covering two or more panels at one time



Traditional wooden orangery with single pleat blinds fitted within the glazing bars and cord-tensioned window blinds that open with the doors and windows



Traditional wooden orangery with plain roller blinds fitted to each of the side windows

CONTEMPORARY GLASS BUILDINGS *Almost entirely out of glass, these offer an ultra-modern feel, but they can also blend with the very traditional with stunning results*



Aluminium-framed glass extension with Honeycell insulating blinds installed on both the roof and the windows



Glass box extension made usable with French pinoleum blinds with fixings glass-bonded to the structure



A modern glass building within a traditional stone structure. French pinoleum blinds are fitted to the floor-to-ceiling windows and the roof lantern



French pinoleum blinds fitted below the glazing bars and covering more than one panel with one blind

French pinoleum roof blinds fitting within the oak glazing bars with an individual blind for each

Freehanging Roman style French pinoleum Blinds fitting within the main structure but in front of the sash windows

Cord-tensioned single pleat side blinds fitted within the glazing bead of these tilt-and-turn uPVC windows

French pinoleum roof and window blinds in flatweave Haddon Hall fabric

French pinoleum roof and window blinds which can be stacked back when not required

GRANTS BLINDS has more than 30 years' experience in supplying and installing the finest quality blinds and shutters. That means we are ideally placed to provide an objective assessment of which products works best. Here's our guide to some of the most popular products available, with our rating of their effectiveness...

Grants' rating (out of 100)		HEAT More stars = greater heat reduction	GLARE More stars = greater glare reduction	INSULATION More stars = greater heat retention	PRIVACY More stars = greater privacy provided	ROOF WIRES More stars = lower number of wires	UV More stars = greater UV reduction
pinoleum	70	***	***	*****	***	*****	*****
pinoleum with Solarwood backing	73	*****	***	*****	***	*****	*****
pinoleum with Solar reflective lining	97	*****	*****	*****	*****	*****	*****
Pleated: semi-transparent with no solar backing	47	**	**	**	***	**	***
Pleated with opaque, solar reflective backing	68	***	***	***	*****	**	*****
Honeycell Opaque	73	***	*****	***	*****	***	*****
Honeycell Blackout	93	*****	*****	*****	*****	***	*****
Roller – standard material	60	**	***	**	*****	***	*****
Roller – screen material or solar reflective backing	67	***	***	**	*****	***	*****
Roller – Sandringham high-performance	77	*****	*****	***	*****	***	*****
Roller Blackout FTS	93	*****	*****	*****	*****	*****	*****

Key features and benefits of motorised blinds

- Motorised blinds are not just for conservatories and orangeries – they can be installed in any room in the house.
- A range of control units are available, including hand-held remote controls through to wall-mounted panels and apps on mobile devices.
- Motorised blinds are not subject to mishandling of manually operated blinds.
- The motors units that raise or lower motorised blinds are discretely housed within the top housing, meaning they are almost invisible within the decor of the room.
- Motorised blinds can be retro-fitted or planned in detail at the design stage of your project.
- All motorised blinds from Grants are guaranteed for five years.
- Our motorised blinds are available in a wide range of colours and fabrics designed to compliment any interior space.

Motorised systems types

Stand-alone system

Where blinds are being fitted retrospectively or in a particular area of the house – a garden room for example – a stand alone system would normally be installed which would just operate the blinds. This means the blinds would have their own power source, motors, transformers (if low voltage) and controls (handset or wall mounted switch). Blinds can be linked to work together within the stand-alone system or work individually as required.

Complete home automation system

Where blinds are being included to work with a central control system in the home that operate the audio-visual, lighting, security and so, and not just the blinds. In these cases the blinds are either completely operated from the home automation system or have the stand-alone remote control option as well.

Wi-fi control systems

Simple wi-fi solutions are being sourced where the blinds can be operated from mobile devices. This is not yet available for all types of blinds.

Operation choices

Blinds activation

Motorised blinds are activated either via a hard wire connection from the control point to each motor or by using 'wireless' or RTS (radio transmitted signal) to a radio receiver connected to the blinds. Stand-alone systems tend to use the RTS method whereas home automation systems have a hard wired connection. The final specification will depend on what is available and required. More complex installation will need additional component to enable the blinds controller and the home automation system to 'talk' to each other.

Blind systems can be operated via wall-mounted control switches and/or a remote control handset. Blinds can be operated independently and/or in groups:

- Remote control handsets can be a single channel to 16 channels on one handset
- As many blinds as required can be operated in a single group from 2-100

Power sources, cabling and wiring requirements

Power

All motors except the battery will require a hard-wired connection from the power source to the window motor. In some instances this can be done in series.

- 240V fused spur or similar power supply feed direct from the mains
- 24V (STD) Low Voltage power from a transformer
- RS485/232 Low Voltage power, RS485 or RS232 protocol (home automation)
- Battery (Low Voltage) 24V Power –using rechargeable battery pack.

Cabling

Wiring requirements may vary depending on type, size and quantity of blinds. Final specification should be requested from Grants for any specific project.

Wiring diagrams

Generic wiring diagrams are available for standard installations and for more complex installations. Specific wiring diagrams are provided on request for orders placed.

If you would like help with your project please call our helpline on 01982 520000 or email enquiries@grantsblinds.com





IN THE KNOW motorised blinds

Motorised shading can be needed for a host of very good reasons, such as blinds that are too high, too numerous or too difficult to operate. New child safety regulations mean cords can no longer hang from great heights and, last but not least, automation makes blinds simple and easy to operate. An ever-developing field, motorisation can easily become a minefield of decisions for the homeowner – from power sources to control options. Our expert team can advise on every aspect of having motorised blinds installed, aware that each project will have its own specific requirements. To discuss your project, simply call us on **0800 652 2190**.

FAQs

Your questions answered

Q

I have an electrician coming tomorrow and we are thinking we might have motorised blinds in our new windows. What does my electrician need to do?

A

Before your electrician can be told what is needed you will need to get a clear idea of what type of blinds or curtains you are going to need. Different solutions will have different requirements. Our Technical Design Team will be able to offer advice. Alternatively, we can organise for one of our designers to visit you to discuss the options. We can only offer advice for blinds that you buy from Grants – every company has their own way of doing things.

Q

We are building a new-build home and we would like to have motorised blinds built in to be as inconspicuous as possible. How can we best go about achieving this?

A

We recommend one of our designers visit as early as possible to discuss the project and the shading options available. We can design “blind boxes” to ensure the blinds “disappear” when they are stacked back and also make sure the correct power supplies have been installed and taken to the correct position to ensure no ugly surface-mounted equipment. There are many things that can be done if we are talking together at the earlier stages to get the best results. Also, if motorised blinds are ordered to be installed before the house is occupied they can normally be supplied at zero-rate VAT – a saving of 20%.

Q

I do not have any power supplies to the windows. Is this a problem?

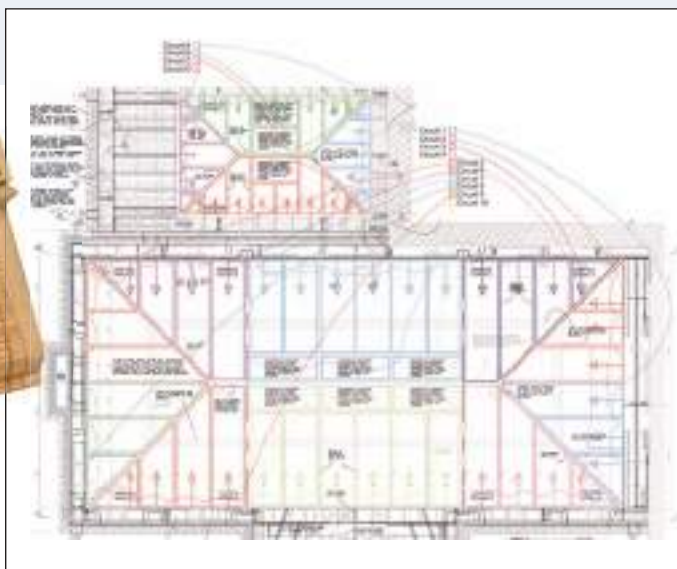
A

While a power supply to the window is ideal, we can offer a rechargeable battery-operated system that requires no power to the window at all. We install a small battery pack with a life of up to 12 months, based on operating the blind twice a day.

Whichever system you opt for Grants offers a range of discrete power units



Typical wiring diagram for motorisation of side and roof blinds





Large feature windows in bedrooms are made practical with the installation of blackout Honeycell pleated blinds

There are many different types of glazing and your project is likely to have its own distinctive features. The following shaped windows are just a few examples...



A gable window provides the main feature of this master bedroom. The triangular window is fitted with Honeycell blackout blinds that stack neatly against the sloping ceiling



This large picture window features translucent pleated blinds that pull up from the bottom of the triangular element when needed



An irregular-shaped window featuring blinds that fill the entire glazed area, thereby not detracting from the style that has been created



High-performance privacy and heat reducing specialist roller blinds were used in this penthouse extension that included a number of complex shaped windows.



French pinoleum blinds have been made to fit in beautifully in this garden room gable. The blinds fold neatly at the base when open (bottom)



Traditional wooden shutters are always a consideration for unusually shaped windows. Here, similar shapes can be done in different ways to good effect

IN THE KNOW gable windows and shaped areas

With the ongoing development of building and insulating material, more and more shaped window areas, such as gables, are being included in the overall design scheme for new homes. In our quest for maximum natural daylight these windows can be found in general areas and also bedrooms. The requirements for shading for these shaped windows vary depending on individual requirements.



Often, highly interesting shapes are feature of modern conservatory roofs. Grants is a market-leader in shading solutions for such complex glazing areas

Check out the **bespoke** section on our website

FAQs

Your questions answered

Q

What are the main reasons for having blinds in gable or shaped window areas?

A

Blinds in gables or shaped window areas serve many functions. In bedrooms, for example, they can help make the room darker and cosier at night. They also help keep any room warmer in the winter months and feel more dressed in the evenings. Conversely, in warmer months blinds keep the room cooler and more comfortable to use with reduction in glare. Finally, blinds improve privacy and a sense of security.

Q

We want to keep an open, minimal look. How can we be sure the blinds won't spoil this?

A

It is best to plan for blinds from the earliest stages; the stack of the blinds needs to be considered so as not to detract from the design scheme and can often be housed within the construction itself. Blinds can be supplied with or without a cassette to house the blind when not required. Motorised blinds vary from company to company and it is good to know who you are going to use before the construction and wiring is completed. We can help from the earliest stage of the project. Many different solutions are available for these areas and there is one that will work best for you. It is important to understand how your blinds will look when they are open and closed. Finally, careful planning early on means small adjustments can be made that can dramatically improve the accommodation of the blinds. With an order in principle, we will work with your architect and builders to put these in place for you.

Q

Is motorisation a good idea – or indeed possible – in unusually shaped window areas?

A

Child safety regulations have made window blinds more awkward to operate and therefore motorisation is becoming more of a popular necessity than just a luxury. Many shaped windows are situated at high level and are therefore inaccessible. In these cases motorised blinds become a necessity as long loose cords are no longer permitted. Our motorised blinds can be supplied to work individually, but they are normally programmed in a number of groups to suit your specific requirements.

Motorised roller blinds have been coupled together to reduce the number of motor units required across these expansive sliding doors



There are many different types of glazing and your project is likely to have its own personal touches. The following are just a few examples...



Floor-to-ceiling glazing has been placed behind traditional stone columns with stunning effect. French pinoleum blinds retract into a recess when not required

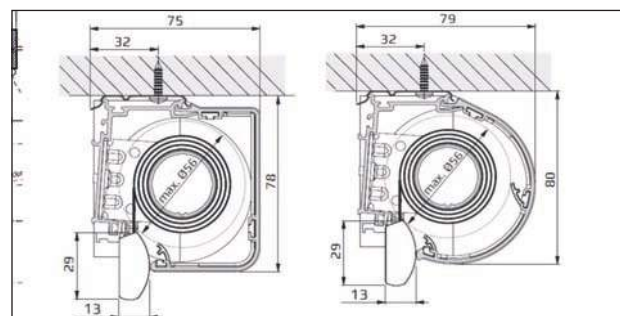
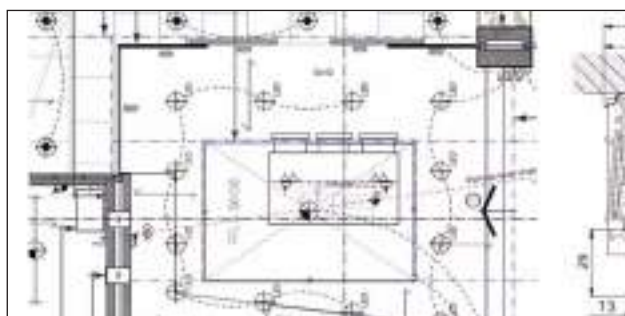


Bi-folding doors area included in a large home extension. Motorised roller blinds in screen material allow visibility through the fabric when the blinds are down



Motorised screen roller blinds installed in a bright and welcoming basement family room in central London

Planning your project There are clear benefits to careful forward planning of any project. With the advances in the options available, shading is becoming an ever more integral part of the completed design project, along with the flooring and lighting...



Many different solutions are available depending on product choice and final dimensions. By working closely with your preferred supplier, the blinds that works best for your project can be planned for and expertly installed

IN THE KNOW bi-fold doors & large window areas



Large areas of glazing and ability to 'let the outside into your home' using floor-to-ceiling glazing and/or bi-folding or similar doors has become a popular way to alter and extend the home to best serve today's' busy lifestyle. With this often minimalistic design contribution comes the need to include shading to help control heat, glare and privacy to ensure you can best enjoy your new space.

Check out the
bespoke
section on our
website

FAQs

Your questions answered

Q

What are the main reasons for having blinds in these living areas?

A

Clever shading around glazed and bi-fold doors can help make the room warmer in the winter months and feel dressed at night and during the shorter days. They also help keep the room cooler during the summer and on sunny days. Reduced glare is also a big advantage, as well as the blinds' ability to reduce exposure to UV rays. Finally, blinds on such large expanses of glass can provide additional privacy, security and conservation of heat.

Q

What about motorisation. Is it necessary?

A

New child safety regulations have made window blinds more awkward to operate – hanging cords must be kept at a height away from the reach of young hands – and so motorisation is becoming more of a popular necessity than just a luxury. Motorised blinds can be supplied to work individually, but they are normally programmed in a number of window groups to suit your specific requirements.

Q

We want to keep the open space in our room looking and feeling as minimal as possible. How can we be sure the blinds won't spoil this?

A

Blinds from Grants – including motorised blinds – can be extremely discrete. Stacked blinds can often be housed within the ceiling or construction, meaning they are barely visible. Blinds can be supplied with or without a cassette to house the blind when not required.

There are many different types of glazing and your project is likely to have its own personal touches. The following are just a few examples...



SPS Roman-style blinds in French pinoleum operating within side channels with no guide wires visible



A traditional-style lantern featuring motorised French pinoleum blinds which follow the roof line and stack back neatly when not required



Fabric-tension roller blinds have been installed to achieve a near-blackout environment. Supported within side channels, the material retracts within a built-in cassette when opened



Honeycell pleated blinds using blackout material with side channels to achieve near to complete blackout. This installation is within London's Natural History Museum



Roller roof blinds using blackout material fitted within an art gallery. The blinds do not have side channels and therefore will allow light around the perimeter.



Fabric-tensioned roller blinds in a screen material and with side channels. The need for them predicted, the blinds were installed during the construction process



Direct daylight is always more refreshing than artificial light sources. The inclusion in the home of lantern areas and larger and larger skylights is becoming ever more popular. Whether this is a traditional roof lantern or a contemporary, minimal-style glazed addition, a suitable form of shading is often needed for the room to be used successfully. We find clients want a simple solution that is there when you need it and completely out of site when you don't. Blinds that have no guide wires when retracted are popular, but these solutions benefit from being built in during the project, although they can be installed retrospectively.

SPS Roman-style blinds in French pinoleum material help control the light and heat in this elegant hallway

Check out the
bespoke
section on our
website

FAQs

Your questions answered

Q

What are the main reasons for having blinds fitted to a skylight or lantern area?

A

This depends on the room in question but in a bedroom, for example, blinds to a skylight or lantern will make the room considerably darker at night. This, in turn, can lend a bedroom a more dressed feel. Blinds can also keep any room cooler on warmer days and reduce the amount of glare entering the room.

Q

We're looking for a minimalist feel to our interior space. Won't skylight or lantern blinds tend to interfere with this effect?

A

On the contrary, lantern and skylight blinds can help achieve a pulled-together look. Blinds can often be stacked within the ceiling or lantern/skylight construction, meaning they will be out of the way entirely when not being used. Grants can also work with architects, builders and designers to ensure such considerations are planned in at the earliest stage.



French pinoleum blinds in Chatsworth shade and with solar-reflective lining on the roof blinds



BUYERS' GUIDE

Everything you need to know about
selecting the finest blinds and shutters

46 ABOUT US

48 MADE IN BRITAIN

50 FRENCH PINOLEUM BLINDS

54 PLEATED BLINDS

56 ROMAN BLINDS

58 ROLLER BLINDS

60 SHUTTERS

63 WOODEN VENETIANS

64 INSECT SCREENS

Grants is a family run business with more than 30 years' experience. We operate a complete nationwide service from design to installation.

The service starts as soon as you give us a call. We appreciate that the building of an orangery or conservatory is often a realisation of a dream; we want to be part of that dream.

Here are just some of the reasons why we are the market leaders in quality, style and tradition...



We manufacture a complete product range in our own workshops in the UK



All Grants blinds come with a FIVE-YEAR guarantee



All wood used in our blinds/shutters is FSC-approved from sustainable sources

- We offer a 5-year service contract to all clients
- Free independent advice is a phone call away
- Our brilliant new website is now live at

www.grantsblinds.com

Environmental statement

Caring for the environment is important to Grants, which is why we ensure that everything we make is designed to last. Wherever possible we manufacture in Britain. In fact, 90% of our products are made in our own Isle of Wight workshop – and all power used in that workshop is generated by solar panels on the roof. All wood used in Grants' products is derived from FSC-approved sources and is fully sustainable, and waste product is, wherever possible, recycled. More than half of everything we manufacture is created using natural raw materials. But that's not all, using blinds and shutters in your home can help with insulation, meaning you use less energy as the heat is kept in the room. This will help reduce your energy bills and the impact on the environment.

30 YEARS' EXPERIENCE

Grants was established in 1982. In the early days the family business worked with architects and interior designers, developing a niche market for shading solutions for garden rooms and atria. Grants continues to specialise in these areas, but now works much more within the luxury home market providing high-specification products. We offer a complete service from contact through to supply and installation. This way we guarantee quality blinds and exemplary service. A smaller company working nationwide, we can't always guarantee we'll be the cheapest but we can promise you our very best price. Every time. Without compromising. There's no better recommendation than a satisfied customer and proof that we do things expertly and on time is provided by the fact that most of our business comes from recommendation from homeowners already delighted with their blinds and keen to share Grants personal service with friends and family. After all, where else can you call and speak to the business owner if you want to.

- *We offer a free no-obligation advisory visit*
- *We are on call to offer free independent advice*
- *We provide a detailed proposal from your drawings or plans*
- *Wiring diagrams/blind layouts are provided for every project*
- *We have a full range of sample materials*
- *We liaise closely with architects and designers*
- *We provide integrated project management*

Don't delay – talk to us NOW about your project

It's never too soon to be talking to Grants about your project. Our team can offer advice on the most appropriate blinds or shutters even before construction begins, for example, on a new conservatory. In this way we can help ensure your chosen shading fully integrates with your project. And it gets better: we offer price incentives to clients who place their order prior to construction.

Terms and conditions apply



Customer care taken to a new level

Grants Platinum service ensures the very highest levels of customer care.

You not only receive upgrade incentives at the point of sale, but you will also benefit in many other ways.

Key features include:

- 50% off list price incentives on a range of product upgrades
- Annual maintenance visits to keep your blinds clean and in perfect working order
- Your personal Platinum Client number
- Platinum priority helpline number should you have any concerns
- Renewable after five years
- Annual removal of all blinds from their brackets so any dirt or debris can be removed from the blind
- Annual removal of surface marks from hardware
- Annual checking of any wear and tear to components and their replacement if necessary
- Annual refitting of blinds, checking and re-tensioning of all wires and cords
- Annual cleaning and re-siliconing roof support wires
- Annual checking of programming, operation and replacement of handset batteries if necessary

The first annual service will be arranged for a mutually convenient time approximately a year after your blinds are installed and subsequent visits annually for the remaining four years.

Platinum Service at a glance

- FREE annual maintenance service
- Full all-inclusive five-year guarantee
- FREE Solarwood® reflective backing
- FREE service call-outs for five years
- 50% OFF upgrades to solar/UV reflective lining



Simply
call us on
0800
652 2190
or visit
grantsblinds.com

Here, we look at the process for our hugely popular **French pinoleum blinds** – from taking a customer's order through to delivery and installation...

GRANTS has been one of the UK's leading manufacturers of the very highest quality blinds for more than 30 years, first from premises in Winchester and latterly from workshops on the Isle of Wight. The company prides itself on the highest levels of customer care, offering market-leading guarantees and with each order handled personally by a dedicated project manager. While the process is exacting and detailed to ensure every element of every order fits perfectly within a customer's specifications, Grants is also able to respond quickly and efficiently because it manufactures almost every blind itself by hand, meaning it does not have to rely on third party companies to meet delivery dates.

The process for French pinoleum blinds begins with a run-through of the customer's precise requirements, which always follows a survey from one of the company's fully trained surveyors. Once these are agreed, detailed plans are drawn up with a worksheet containing every one of the complicated calculations needed to make up the blinds.

The first step is the preparation of the guide rails, with each cut, drilled and prepared for assembly. Next, the customer's material is trimmed to the approximate size and shape before being custom-painted and then cut to precisely the correct dimensions and shape.

Next, the chosen braiding – which can even be made up from material supplied by the customer or their interior designer or architect – is sewn on by hand with solar reflective backing added if this option has been specified. The blind material is then added to the pre-cut rails and the wires or cords needed for either manual or motorised adjustment are connected before the completed blinds are quality checked and tested. Finally, the customer's order is then packed and shipped to the installer for fitting.

So many clever options

Blinds from Grants are available in three standard weaves (Flatweave, Roundweave and Wideweave – see Buyer's Guide, page 55) but the range of options available can make each installation individual and in keeping with the customer's interior design and colour scheme.

Grants can supply blinds painted in colours from a wide range of shades from respected suppliers, including Farrow & Ball. But the company can also finish blinds in any colour specified by a customer or interior designer and can even provide blinds in multiple shades or colours.

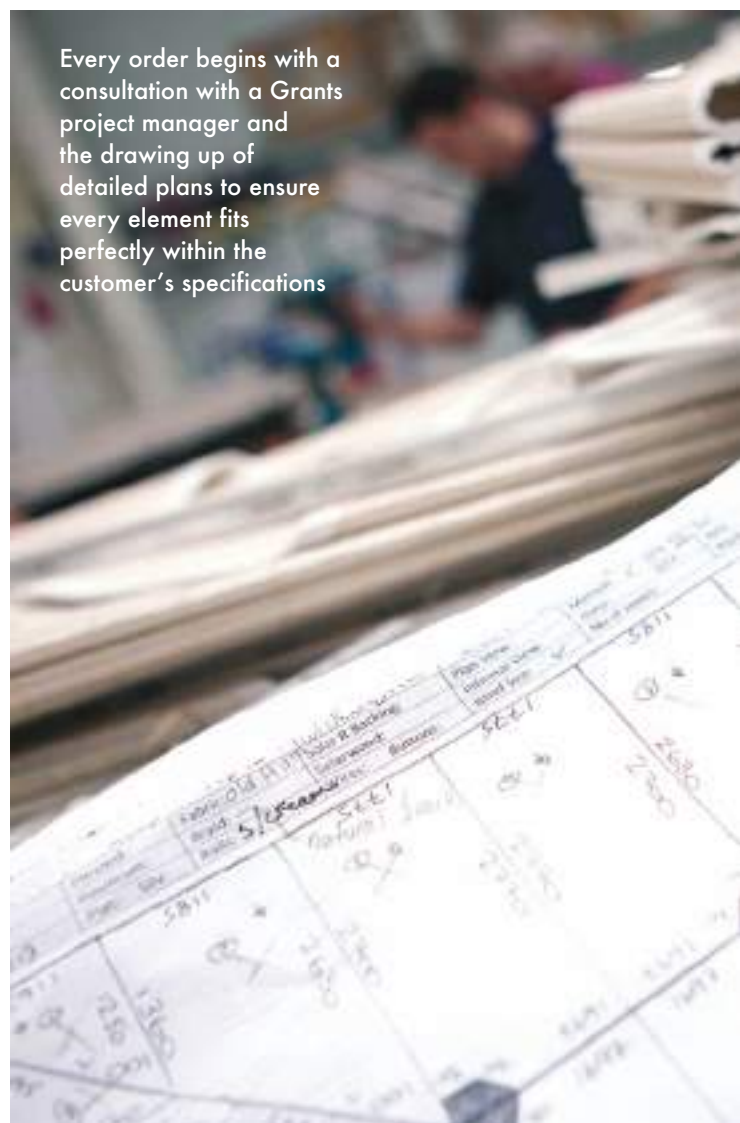
A number of specialist performance-enhancing features are also available, including treatments or backings that reduce the amount of heat entering a room or improve the heat-retention properties of the blind to ensure a cosy room throughout the year. Others – such as Solarwood® reflective lining – can reduce dramatically the amount of UV glare entering a room.

Grants can arrange for samples to be sent to you and will quote from your outline plans to give you a realistic price guide for your blinds or shutters.

So, for the very finest bespoke blinds and shutters and the highest levels of customer service, simply call us on 0800 652 2190.



Every order begins with a consultation with a Grants project manager and the drawing up of detailed plans to ensure every element fits perfectly within the customer's specifications





Left: Grants offers a wide range of pleated blinds in almost countless colour shades



Every blind produced by Grants is handmade by skilled craftsmen. Here, braiding in a complementary colour is expertly sewn into place



The Grants workshops on the beautiful Isle of Wight, which has been the company's home since 1993



Grants uses paint colours from some of the UK's most respected suppliers, including Farrow & Ball



Motorised French pinoleum roof blinds
with solar reflective lining and matching
window blinds in Old Hardwick weave

TRADITIONAL FRENCH PINOLEUM blinds have a rich heritage and – fully updated for modern living – now offer enhanced insulation. Popular in garden rooms, conservatories, orangeries and other large spaces, French pinoleum has been used as a versatile shading material for more than 100 years. Today, the material is woven using narrow strips of carefully prepared wood, with all timber from sustainable sources. As a natural insulator, pinoleum has excellent shading properties while it also allows delicately filtered light through the weave, helping create a relaxed colonial feel. French pinoleum from Grants stays looking good and can be painted or stained in any colour. Straightforward to install, it requires fewer support wires and, as a semi-rigid material, it is ideal for roof blinds. French pinoleum from Grants also features matching or complementary braided edges to further help protect the material.

Motorised French pinoleum roof blinds with solar reflective lining and matching window blinds painted in Chapel Grey



Motorised roof blinds in Chatsworth shade with solar reflective lining and side French pinole blinds. The roof blinds are shown closed



The same roof blinds in Chatsworth shade with solar reflective lining and side French pinoleum blinds. The roof blinds are shown open

IN DETAIL French pinoleum



French pinoleum roof and side blinds in the shade Haddon Hall

KEY FEATURES

- *Made from fully sustainable resources*
- *Filtered light through the weave can create a pleasing and relaxing ambience*
- *Material is soft and relaxed offering a gently effective shading solution*
- *Roman as standard; roll-up window blind option also available*
- *Ideal for use within roof lanterns*
- *Ideal for window blinds*
- *Excellent solar heat reduction properties*
- *Wide range of colour choices available*
- *Available with lining as an optional extra, offering greater privacy*
- *Wide range of bespoke designs and borders possible through individual commissions*

Solar reflective backing options



Solarwood®

Solarwood is our own carefully engineered reflective backing. It increases the reflection of heat, glare and UV transmissions while allowing the soft light effect of the weave to continue to filter through.

Reflective lining

The solar reflective lining option provides maximum glare, solar heat gain and insulation efficiencies. The high-performance lining is attached discreetly to the reverse side of the blinds. Providing additional privacy, this option is also recommended in rooms used year round or where excessive heat in a room is an issue.



Check out the **garden rooms** section on our website
grantsblinds.com

GENUINE FRENCH PINOLEUM WEAVE & COLOUR CHOICES

FLATWEAVE (4MM WIDE FLAT SLAT)



NATURAL

DENBEIGH

BURLINGS' CREAM

CHATSWORTH

OLD HARDWICK

HADDON HALL

FARMHOUSE DOOR

PARSLEY HAY

DOVEDALE

DECLAN STONE

CHAPEL GREY

PORCH GRAY

ROUNDWEAVE (2MM ROUND STICK)



NATURAL

WIDEWEAVE (6MM WIDE FLAT SLAT)



NATURAL

Custom finishing options



Please note: while every care is taken to ensure all colours shown in this brochure are accurate, they are only as close as the printing process will allow. Shades shown may also vary slightly from one product range to another, such as between Pinoleum blinds and

Pinoleum weaves can be painted to match or complement your design.

Roundweave and Wideweave come in Natural as standard, but are usually custom finished – painted in one of our own standard colours or using shades from any recognised paint supplier.

Braid and headrail colour options



All blinds have braided edges in a choice of Natural, White or Beige as standard, with other colours available on request.

The headrails to blinds from Grants come in standard colours of White, Old Cream or Brown, but can be custom-painted to match your design.

BEIGE 100% ACRYLIC BRAIDING

Chain options



Manual side blinds can be supplied with a cord or chain operation.

Chain options are chrome or brass.

IN DETAIL pleated blinds



KEY FEATURES

- *Pleated blinds fits in where other blinds stand out*
- *Made from 100% man-made fibres which will never rot*
- *Concertina-type operation is neat and functional*
- *Pleated blinds offer a contemporary solution*
- *Ideal for use within roof lanterns*
- *Ideal for window blinds*
- *Excellent solar heat reduction properties*
- *Wide range of colour choices available from voile to blackout*
- *Wide range of high performance materials with specialist solar reflective backing*
- *Can be operated manually or via full motorisation*



Honeycell Blind in
Newmarket opaque



20mm single pleated blind
in Ascot material



Cord-tensioned window
blind fitting within glazing
bead and opening with
the window



Blind made using
Newmarket FR Blackout
material with side
channels for maximum
light exclusion

What's your colour?

The tables on the right show just a small number of the huge selection of colours and fabric materials available through the Grants. If you have a specific colour scheme in mind for your interior space, then we can help. Samples are available on request.

PLEATED BLINDS – FABRIC MATERIAL & COLOUR CHOICES

SEMI-TRANSPARENT

HENLEY



White Linen



Full Cream



Grey Pebble



Smooth Slate



Sun Meadow



Red Wine



Black Tulip

ROYAL WINDSOR



No2



No4



No6



No10

BLACKOUT

NEWMARKET



Pointing



White Sand



Coffee



Lead Piping



Charcoal

OPAQUE

CHELTENHAM



Denbeigh



Burling's Cream



Chatsworth



Haddon Hall



Farmhouse Door



Hobbs Green

ASCOT



No7 - Pale Palette




No22 - Warm Palette



No18 - Warm Palette



No23 - Warm Palette



No19 - Warm Palette



No24 - Warm Palette



No5 - Natural Palette



No4 - Natural Palette



No6 - Natural Palette



No1 - Natural Palette



No2 - Natural Palette



No10 - Pastel Palette

COWDRAY PARK



New Emulsion



Muslin



Warm Haze



Perfume



Natural



Blossom



Daffodil



Fresh Peach




Real Orange



Dead Beige



Roasted Coffee



Old Silver



Old Pewter



Drawing Room Blue



Apple Sauce



Jet Black

The Whites Collection

Grants also offers a range of beautiful semi-transparent pleated blind fabrics within its Whites Collection, including Polka Dot, Shadows and Striped Shirt

IN DETAIL Roman-style window blinds

TIMELESS AND DISTINCTIVE, fabric Roman blinds add a soft, distinctive style to any interior. Not only for windows, Roman blinds can look fantastic fitted in a conservatory, orangery or roof lantern. They look particularly stunning when used with the same blinds on the windows, making a real style statement and giving the room a complete uniform look. Romans can be made by either using one of the wide range of standard fabrics especially suitable for garden room situations or, alternatively, can be made using clients' own material, subject to confirmation by Grants of the fabric's suitability.

KEY FEATURES

- *Ideal for window blinds*
- *Can be used within certain roof shapes*
- *Excellent solar heat reduction properties particularly when combined with reflective backings*
- *Excellent insulation properties particularly when twinned with reflective backings*
- *Provide excellent screening and privacy*
- *Offer a softer look, with gentle folds and a more relaxed style of furnishing*
- *Wide range of styles available from the traditional to the contemporary*
- *Wide range of colour choices available from voile to blackout*



Roman blinds stacked back and twinned with wooden Venetian blinds for maximum light and shade management

FOR WINDOW BLINDS WE USE THE JOHN LEWIS FABRIC


Most of our Roman-type window blinds are manufactured by hand using material supplied by our clients. It's a great way of ensuring you get the very finest shading produced to match perfectly your interior design scheme. But we can also purchase on your behalf material from a number of well-known suppliers, including John Lewis, who offer an extensive range, competitive pricing and an excellent fabric swatch service. Just call us on 0800 652 2190 for more information on how Grants can help you achieve the ideal look and feel for your home.

Roman-style roof blinds IN DETAIL

THE SPS SYSTEM (no guide wires)

The Wintergarden (SPS) system uses support rods secured within parallel side channels to hold the shading material, which means there are no visible support wires when the blind is retracted. Able to operate blinds up to 36m² the system works well with French pinoleum (see weave choices in the French pinoleum section) and with a range of materials in the Blenheim screen collection – a selection of which are shown below.

BLENHEIM



Standard Roman-style window blinds and specialist SPS system blinds made with matching Balmoral Bark material used both on the roof and pulling up from the floor of the central window. There are no support wires when the blind is retracted



Blinds in Blenheim 7215 Charcoal material have been formed to follow the curve of glulam beams, with aluminium hardware to match the colour of the overall glazing structure



SPS system Roman style roof blinds made using French pinoleum material help manage the light entering this stunning interior space, where modern glass meets traditional stone with matching motorised window blinds

SERVICE – OR YOU CAN PROVIDE YOUR OWN MATERIAL



IN DETAIL roller blinds – windows



IF YOU ARE TRYING TO CREATE a simple, minimalist style or want shading that blends seamlessly into a more complicated interior, then it is well worth considering roller blinds. Using the Endurashade Roller system they work beautifully alongside other window dressings, such as ornate curtains and are perfect for AV integration. Of course, it's not just windows for which roller blinds provide a solution, they can also be used in roof space. Grants' roller blinds are brilliant for large, architectural projects – as well as smaller domestic ones – and come in a series of high performance materials including:

- Blenheim** – screen material with excellent shading properties
- Cheltenham** – with Solar Reflective backing
- Sandringham** – high-performance material for roof blinds especially

KEY FEATURES

- An excellent accompaniment to furnishings such as curtains which have a more contemporary style
- Ideal for windows and within certain roof shapes
- Excellent solar heat reduction properties, particularly when backed with reflective backings
- Excellent insulation properties when backed with reflective backings
- Wide range of styles and colours available from voile to blackout



OPTIONS FOR THE HOUSING OF WINDOW ROLLER BLINDS



From left to right:
square cassette with side channels;
square cassette;
round cassette;
reverse roll,
no cassette

JUST A SMALL SELECTION OF THE EXTENSIVE RANGE OF

As well as any of these fabrics, you can opt to use your own material

CHELTENHAM



YOUR OWN MATERIAL



DENBEIGH



BURLING'S CREAM



CHATSWORTH



HADDON HALL



OLD HARDWICK



HOBBS GREEN

BALMORAL



BARK



CLAY



FLAX



WOOL

roller blinds – roof/special IN DETAIL

Roof roller blinds

What may seem the simplest solution may not always be the easiest to achieve. Compared to traditional roof blinds with guide wires to keep them in place, roof rollers need careful engineering to look good and perform beautifully, with aesthetically pleasing alignment of all edges.



Large heavy duty roof rollers shaped to suit a pyramid structure. The blinds work vertically then up the slope



Motorised roof rollers, Sandringham high-performance material



100% blackout roller blind with side channels, shown fully closed



Motorised roof rollers finished in Blenheim Screen material

FABRIC OPTIONS AVAILABLE FOR OUR ROLLER BLINDS

SANDRINGHAM



BLENHHEIM



IN DETAIL wooden shutters

Make a statement with solid wooden shutters

They provide a luxury long-term shading solution for even the plainest of windows, offering excellent privacy and light control. Be aware, however, that success is dependent not only on their quality, but also on the skill of those installing them.



KEY FEATURES

- *Made from fully sustainable resources*
- *Excellent as fixed shutters with opening louvres within roof blinds*
- *Concertina-type operation is neat and functional*
- *Especially suitable for gables or arched windows*
- *Excellent solar heat reduction properties*
- *Provide excellent screening and privacy*
- *Wide range of styles available, from the traditional to the contemporary*
- *Wide range of colour choices*
- *Can be painted or stained to match any colour*

Right: full-height shutters with a hidden tilt wand for a minimalist look and feel

Left: full-height shutters on an overhead track system with a central tilt wand



Full-height shutters with a hidden tilt wand and finished in a custom colour

IN DETAIL wooden shutters

.....



wooden Venetian blinds IN DETAIL

To complement wooden shutters – or as an alternative to them – wooden Venetian blinds work well, providing great flexibility in controlling the amount of light and visibility.

They can in turn be adjusted to restrict the light coming in and provide additional privacy.

- Available in slat widths of 25mm, 50mm and 64mm
- Can be painted to any available paint colour
- Manual and motorised operation
- Also available as a roof blind.



Motorised tilt wooden Venetian blinds fitting between the roof glazing bars



COLOUR CHOICES FOR SHUTTERS & VENETIAN BLINDS

		
DENBEIGH	HADDON HALL	DECLAN STONE
		
BURLINGS' CREAM	FARMHOUSE DOOR	CHAPEL GREY
		
CHATSWORTH	PARSLEY HAY	PORCH GRAY
		
OLD HARDWICK	DOVEDALE	



Check out the
bespoke
section on our
website
grantsblinds.com

Screens and tracks can be fully recessed for a clean and contemporary look

Screens from Grants can cover any oversized door width



Screens are available in a number of colour finishes to suit your home's design scheme

insect screens IN DETAIL



Picture this – everything is set for that special evening. The food is ready, the weather is perfect and your guests are due to arrive shortly. Sadly, one thing that could spoil it all is an army of midges that have decided they would like your company too. You can have the most beautiful location and the best-laid plans, but if you don't have in place the means to keep the insects out it could be you and your guests who are on the menu...

That's why our complete range of insects screens ensures you can enjoy an insect-free environment whenever and wherever you want to. *The collection includes:*

- Manual and motorised options
- Windows, doors and garden room roof vents
- Custom-painted and powder-coated finishes to match exactly
- Solutions that are discrete, neat and unobtrusive



Screens can provide solar shading and protection from insects without obstructing your view



0800 652 2190

sales@grantsblinds.com

EW L K WEB ITE

www.grantsblinds.com



 **EVENING CONSERVATORY**
by Mabel Gray, 2014

Together we can create a work of art

Your vision and our blinds and shutters can produce a beautiful living space

And with our exclusive **PLATINUM SERVICE** you can protect your investment and benefit from price incentives, offers and after-sales care of the very highest standard

To find out more about the range of benefits,
simply call us on 0800 652 2190



SHADES OF BRILLIANCE

www.grantsblinds.com



YOUR PATH *to the* FINEST BLINDS & SHUTTERS



grantsblinds.com

Simply scan with your
smartphone to be taken
to our new-look website

0800 652 2190

sales@grantsblinds.com