

# FORM NO. MGT-7

[Pursuant to sub-Section(1) of section 92 of the Companies Act, 2013 and sub-rule (1) of rule 11of the Companies (Management and Administration) Rules, 2014]



सत्यमेव जयते

## Annual Return (other than OPCs and Small Companies)

Form language ☒ English ☐ Hindi

Refer the instruction kit for filing the form.

### I. REGISTRATION AND OTHER DETAILS

(i) \* Corporate Identification Number (CIN) of the company

L72900MH1999PLC122970

Pre-fill

Global Location Number (GLN) of the company

\* Permanent Account Number (PAN) of the company

AABCN0730A

(ii) (a) Name of the company

NAZARA TECHNOLOGIES LIMITED

(b) Registered office address

51-54, Maker Chamber 3  
Nariman Point  
Mumbai  
Mumbai City  
Maharashtra  
400021

(c) \*e-mail ID of the company

compliance@nazara.com

(d) \*Telephone number with STD code

02240330800

(e) Website

www.nazara.com

(iii) Date of Incorporation

08/12/1999

(iv)	Type of the Company	Category of the Company	Sub-category of the Company
	Public Company	Company limited by shares	Indian Non-Government company

(v) Whether company is having share capital

☒ Yes

☐ No

(vi) \*Whether shares listed on recognized Stock Exchange(s)

☒ Yes

☐ No

(a) Details of stock exchanges where shares are listed

S. No.	Stock Exchange Name	Code
1	BSE LIMITED (BSE)	1
2	NATIONAL STOCK EXCHANGE OF INDIA (NSE)	1,024

(b) CIN of the Registrar and Transfer Agent

U67190MH1999PTC118368

Pre-fill

Name of the Registrar and Transfer Agent

LINK INTIME INDIA PRIVATE LIMITED

Registered office address of the Registrar and Transfer Agents

C-101, 1st Floor, 247 Park,  
Lal Bahadur Shastri Marg, Vikhroli (West)

(vii) \*Financial year From date 01/04/2022 (DD/MM/YYYY) To date 31/03/2023 (DD/MM/YYYY)

(viii) \*Whether Annual general meeting (AGM) held ☒ Yes ☐ No

(a) If yes, date of AGM

(b) Due date of AGM

30/09/2023

(c) Whether any extension for AGM granted

☐ Yes ☒ No

## II. PRINCIPAL BUSINESS ACTIVITIES OF THE COMPANY

\*Number of business activities

1

S.No	Main Activity group code	Description of Main Activity group	Business Activity Code	Description of Business Activity	% of turnover of the company
1	J	Information and communication	J2	Publishing of computer operating systems, system software, application software,	100

## III. PARTICULARS OF HOLDING, SUBSIDIARY AND ASSOCIATE COMPANIES (INCLUDING JOINT VENTURES)

\*No. of Companies for which information is to be given

31

Pre-fill All

S.No	Name of the company	CIN / FCRN	Holding/ Subsidiary/Associate/ Joint Venture	% of shares held
1	NAZARA TECHNOLOGIES FZ LLC		Subsidiary	100
2	NAZARA PTE. LTD.		Subsidiary	100

3	NAZARA PRO GAMING PRIVATE LIMITED +	U74999MH2017PTC294895	Subsidiary	100
4	CRIMZONCODE TECHNOLOGIES PRIVATE LIMITED +	U74120MH2015PTC267935	Subsidiary	100
5	OPENPLAY TECHNOLOGIES PRIVATE LIMITED +	U45203WB2016PTC217543	Subsidiary	100
6	ABSOLUTE SPORTS PRIVATE LIMITED +	U92412KA2010PTC093814	Subsidiary	86.54
7	HALAPLAY TECHNOLOGIES PRIVATE LIMITED +	U74999WB2016PTC251651	Subsidiary	64.7
8	SPORTS UNITY PRIVATE LIMITED +	U72900DL2016PTC299842	Subsidiary	62.53
9	NODWIN GAMING PRIVATE LIMITED +	U93000HR2014PTC051557	Subsidiary	54.52
10	PAPERBOAT APPS PRIVATE LIMITED +	U74120MH2013PTC246788	Subsidiary	51.58
11	NEXT WAVE MULTIMEDIA PRIVATE LIMITED +	U72300TN1995PTC030106	Subsidiary	52.38
12	DATAWRKZ BUSINESS SOLUTIONS PRIVATE LIMITED +	U74999KA2013PTC071321	Subsidiary	33
13	NAZARA TECHNOLOGIES		Subsidiary	100
14	NZMOBILE NIGERIA LIMITED		Subsidiary	100
15	NZMOBILE KENYA LIMITED		Subsidiary	100
16	WILDWORKS HOLDCO INC.		Subsidiary	100
17	WILDWORKS INC.		Subsidiary	100
18	PUBLISHME GLOBAL FZ LLC		Subsidiary	72.46
19	ARRAKIS TANITIM ORGANIZATIONS +		Subsidiary	72.46
20	NODWIN GAMING INTERNATIONAL +		Subsidiary	54.52
21	NODWIN GAMING INTERNATIONAL +		Subsidiary	54.52
22	RUSK DISTRIBUTION PRIVATE LIMITED +	U74999DL2022PTC392667	Subsidiary	27.81
23	SUPERHERO BRANDS PRIVATE LIMITED +	U74999MH2015PTC265120	Subsidiary	38.88
24	UNPAUSE ENTERTAINMENT PRIVATE LIMITED +	U92490HR2022PTC100986	Subsidiary	54.52
25	BRANDSCALE INNOVATIONS PRIVATE LIMITED +	U51909MH2021PTC369514	Subsidiary	19.08
26	KIDDOPIA INC.		Subsidiary	51.58
27	MEDIAWRKZ INC.		Subsidiary	33

28	MEDIAWRKZ PTE. LTD.		Subsidiary	33
29	SPORTSKEEDA INC.		Subsidiary	86.54
30	MASTERMIND SPORTS LIMITED		Associate	26
31	MOONG LABS TECHNOLOGIES	U72900DL2013PTC251144	Associate	29.38

#### IV. SHARE CAPITAL, DEBENTURES AND OTHER SECURITIES OF THE COMPANY

##### (i) \*SHARE CAPITAL

###### (a) Equity share capital

Particulars	Authorised capital	Issued capital	Subscribed capital	Paid up capital
Total number of equity shares	75,000,000	66,174,092	66,174,092	66,174,092
Total amount of equity shares (in Rupees)	300,000,000	264,696,368	264,696,368	264,696,368

Number of classes

1

Class of Shares	Authorised capital	Issued capital	Subscribed capital	Paid up capital
Equity Shares of Rs. 4/- each.				
Number of equity shares	75,000,000	66,174,092	66,174,092	66,174,092
Nominal value per share (in rupees)	4	4	4	4
Total amount of equity shares (in rupees)	300,000,000	264,696,368	264,696,368	264,696,368

###### (b) Preference share capital

Particulars	Authorised capital	Issued capital	Subscribed capital	Paid-up capital
Total number of preference shares	0	0	0	0
Total amount of preference shares (in rupees)	0	0	0	0

Number of classes

0

Class of shares	Authorised capital	Issued capital	Subscribed capital	Paid up capital
Number of preference shares				
Nominal value per share (in rupees)				
Total amount of preference shares (in rupees)				

**(c) Unclassified share capital**

Particulars	Authorised Capital
Total amount of unclassified shares	0

**(d) Break-up of paid-up share capital**

Class of shares	Number of shares			Total nominal amount	Total Paid-up amount	Total premium
<b>Equity shares</b>	Physical	DEMAT	Total			
<b>At the beginning of the year</b>	1,035,828	31,585,399	32621227	130,484,908	130,484,908	
				+	+	
<b>Increase during the year</b>	1,036,289	32,516,902	33553191	134,211,460	134,211,460	413,455,665
i. Public Issues	0	0	0	0	0	0
ii. Rights issue	0	0	0	0	0	0
iii. Bonus issue	1,036,289	31,796,015	32832304	131,329,216	131,329,210	
				+	+	
iv. Private Placement/ Preferential allotment	0	110,617	110617	442,468	442,468	249,551,952
						+
v. ESOPs	0	609,944	609944	2,439,776	2,439,776	163,903,713
						+
vi. Sweat equity shares allotted	0	0	0	0	0	
vii. Conversion of Preference share	0	0	0	0	0	
viii. Conversion of Debentures	0	0	0	0	0	0
ix. GDRs/ADRs	0	0	0	0	0	
x. Others, specify		326	326			
Dematerialised during the year.						
<b>Decrease during the year</b>	326	0	326	0	0	0
i. Buy-back of shares	0	0	0	0	0	0
ii. Shares forfeited	0	0	0	0	0	0
iii. Reduction of share capital	0	0	0	0	0	0
iv. Others, specify	326		326			
Dematerialised during the year.						
<b>At the end of the year</b>	2,071,791	64,102,301	66174092	264,696,368	264,696,368	
<b>Preference shares</b>						

<b>At the beginning of the year</b>	0	0	0	0	0	
<b>Increase during the year</b>	0	0	0	0	0	0
i. Issues of shares	0	0	0	0	0	0
ii. Re-issue of forfeited shares	0	0	0	0	0	0
iii. Others, specify						
<b>Decrease during the year</b>	0	0	0	0	0	0
i. Redemption of shares	0	0	0	0	0	0
ii. Shares forfeited	0	0	0	0	0	0
iii. Reduction of share capital	0	0	0	0	0	0
iv. Others, specify						
<b>At the end of the year</b>	0	0	0	0	0	

ISIN of the equity shares of the company

INE418L01021

(ii) Details of stock split/consolidation during the year (for each class of shares)

0

Class of shares		(i)	(ii)	(iii)
Before split / Consolidation	Number of shares			
	Face value per share			
After split / Consolidation	Number of shares			
	Face value per share			

**(iii) Details of shares/Debentures Transfers since closure date of last financial year (or in the case of the first return at any time since the incorporation of the company) \***

☒ Nil

[Details being provided in a CD/Digital Media]

☐ Yes ☐ No ☐ Not Applicable

Separate sheet attached for details of transfers

☐ Yes ☐ No

Note: In case list of transfer exceeds 10, option for submission as a separate sheet attachment or submission in a CD/Digital Media may be shown.

Date of the previous annual general meeting				<input style="width: 100%;" type="text"/>			
Date of registration of transfer (Date Month Year)				<input style="width: 100%;" type="text"/>			
Type of transfer		<input style="width: 50%;" type="text"/>		1 - Equity, 2- Preference Shares,3 - Debentures, 4 - Stock			
Number of Shares/ Debentures/ Units Transferred		<input style="width: 50%;" type="text"/>		Amount per Share/ Debenture/Unit (in Rs.)		<input style="width: 50%;" type="text"/>	
Ledger Folio of Transferor				<input style="width: 100%;" type="text"/>			
Transferor's Name		<input style="width: 50%;" type="text"/>		<input style="width: 50%;" type="text"/>		<input style="width: 50%;" type="text"/>	
		Surname		middle name		first name	
Ledger Folio of Transferee				<input style="width: 100%;" type="text"/>			
Transferee's Name		<input style="width: 50%;" type="text"/>		<input style="width: 50%;" type="text"/>		<input style="width: 50%;" type="text"/>	
		Surname		middle name		first name	
Date of registration of transfer (Date Month Year)				<input style="width: 100%;" type="text"/>			
Type of transfer		<input style="width: 50%;" type="text"/>		1 - Equity, 2- Preference Shares,3 - Debentures, 4 - Stock			
Number of Shares/ Debentures/ Units Transferred		<input style="width: 50%;" type="text"/>		Amount per Share/ Debenture/Unit (in Rs.)		<input style="width: 50%;" type="text"/>	

Ledger Folio of Transferor			
Transferor's Name			
	Surname	middle name	first name
Ledger Folio of Transferee			
Transferee's Name			
	Surname	middle name	first name

**(iv) \*Debentures (Outstanding as at the end of financial year)**

Particulars	Number of units	Nominal value per unit	Total value
Non-convertible debentures	0	0	0
Partly convertible debentures	0	0	0
Fully convertible debentures	0	0	0
<b>Total</b>			0

**Details of debentures**

Class of debentures	Outstanding as at the beginning of the year	Increase during the year	Decrease during the year	Outstanding as at the end of the year
Non-convertible debentures	0	0	0	0
Partly convertible debentures	0	0	0	0
Fully convertible debentures	0	0	0	0

**(v) Securities (other than shares and debentures)**

0

Type of Securities	Number of Securities	Nominal Value of each Unit	Total Nominal Value	Paid up Value of each Unit	Total Paid up Value
<b>Total</b>					

**V. \*Turnover and net worth of the company (as defined in the Companies Act, 2013)**



**(i) Turnover**

229,550,103

**(ii) Net worth of the Company**

9,157,454,090

**VI. (a) \*SHARE HOLDING PATTERN - Promoters**


S. No.	Category	Equity		Preference	
		Number of shares	Percentage	Number of shares	Percentage
1.	Individual/Hindu Undivided Family				
	(i) Indian	2,080,206	3.14	0	
	(ii) Non-resident Indian (NRI)	0	0	0	
	(iii) Foreign national (other than NRI)	0	0	0	
2.	Government				
	(i) Central Government	0	0	0	
	(ii) State Government	0	0	0	
	(iii) Government companies	0	0	0	
3.	Insurance companies	0	0	0	
4.	Banks	0	0	0	
5.	Financial institutions	0	0	0	
6.	Foreign institutional investors	0	0	0	
7.	Mutual funds	0	0	0	
8.	Venture capital	0	0	0	
9.	Body corporate (not mentioned above)	10,526,450	15.91	0	
10.	Others	0	0	0	
	<b>Total</b>	12,606,656	19.05	0	0

**Total number of shareholders (promoters)**

11

**(b) \*SHARE HOLDING PATTERN - Public/Other than promoters**

S. No.	Category	Equity		Preference	
		Number of shares	Percentage	Number of shares	Percentage

1.	Individual/Hindu Undivided Family				
	(i) Indian	23,486,373	35.49	0	
	(ii) Non-resident Indian (NRI)	8,588,091	12.98	0	
	(iii) Foreign national (other than NRI)	1	0	0	
2.	Government				
	(i) Central Government	0	0	0	
	(ii) State Government	0	0	0	
	(iii) Government companies	0	0	0	
3.	Insurance companies	1,258,461	1.9	0	
4.	Banks	182	0	0	
5.	Financial institutions	0	0	0	
6.	Foreign institutional investors	5,677,585	8.58	0	
7.	Mutual funds	3,849,232	5.82	0	
8.	Venture capital	234,461	0.35	0	
9.	Body corporate (not mentioned above)	10,361,905	15.66	0	
10.	Others AIF, Clearing Member, Trust 	111,145	0.17	0	
	<b>Total</b>	53,567,436	80.95	0	0

**Total number of shareholders (other than promoters)**





190,898

**Total number of shareholders (Promoters+Public/  
Other than promoters)**

190,909

**(c) \*Details of Foreign institutional investors' (FIIs) holding shares of the company**

54

Name of the FII	Address	Date of Incorporation	Country of Incorporation	Number of shares held	% of shares held
ISHARES CORE MSCI E 				2,673	0
ISHARES MSCI EM SMA 				8,979	0.01
SPDR PORTFOLIO MSCI 				8,237	0.01
UTI GOLDFINCH FUND 				140,839	0.21

Name of the FII	Address	Date of Incorporation	Country of Incorporation	Number of shares held	% of shares held
BNP PARIBAS ARBITRA +				156	0
EMQQ THE EMERGING +				19,266	0
FUNDPARTNER SOLUT +				2,005	0
GOVERNMENT OF SIN +				590,392	0.89
MISSOURI LOCAL GOV +				18,173	0.02
PUBLIC EMPLOYEES RI +				7,315	0.01
STATE STREET GLOBAL +				7,862	0.01
TIZIANA GMBH				3,308	0
AHMED ABDULAZIZ A +				694	0
CLSA GLOBAL MARKE +				494	0
EMQQ EMERGING MA +				6,729	0.01
KUWAIT INVESTMENT +				60,247	0.09
SPDR PORTFOLIO EME +				37,875	0.05
SPDR S&P EMERG +				26,835	0.04
ACTIVEALPHA CAPITA +				1,750	0
ALLIANZ GLOBAL INVI +				172,606	0.26
ALPS/KOTAK INDIA ES +				180,526	0.27
EMERGING MARKETS +				71,126	0.1
FMQQ THE NEXT FRO +				2,386	0
ISHARES MSCI EMERG +				10,350	0.01
ABU DHABI INVESTME +				10,350	0.09

**VII. \*NUMBER OF PROMOTERS, MEMBERS, DEBENTURE HOLDERS**  
(Details, Promoters, Members (other than promoters), Debenture holders)

Details	At the beginning of the year	At the end of the year
Promoters	11	11
Members (other than promoters)	152,390	190,898
Debenture holders	0	0

**VIII. DETAILS OF DIRECTORS AND KEY MANAGERIAL PERSONNEL**

**(A) \*Composition of Board of Directors**

Category	Number of directors at the beginning of the year		Number of directors at the end of the year		Percentage of shares held by directors as at the end of year	
	Executive	Non-executive	Executive	Non-executive	Executive	Non-executive
<b>A. Promoter</b>	2	0	2	0	3.06	0
<b>B. Non-Promoter</b>	0	5	0	5	0	0.03
(i) Non-Independent	0	1	0	1	0	0.02
(ii) Independent	0	4	0	4	0	0.01
<b>C. Nominee Directors representing</b>	0	0	0	0	0	0
(i) Banks & FIs	0	0	0	0	0	0
(ii) Investing institutions	0	0	0	0	0	0
(iii) Government	0	0	0	0	0	0
(iv) Small share holders	0	0	0	0	0	0
(v) Others	0	0	0	0	0	0
Total	2	5	2	5	3.06	0.03

Number of Directors and Key managerial personnel (who is not director) as on the financial year end date

10

**(B) (i) \*Details of directors and Key managerial personnel as on the closure of financial year**

Name	DIN/PAN	Designation	Number of equity share(s) held	Date of cessation (after closure of financial year : If any)
NITISH VIKASH MITTE	02347434	Managing Director	2,022,906	

Name	DIN/PAN	Designation	Number of equity share(s) held	Date of cessation (after closure of financial year : If any)
VIKASH PRATAPCHAN	00156740	Managing Director	500	
SHOBHA HARESH JAC	00027558	Director	0	
PROBIR ROY	00111961	Director	4,000	
RAJIV AMBRISH AGARWAL	00379990	Director	12,000	
SASHA GULU MIRCHA	01179921	Director	0	
KULDEEP JAIN	02683041	Director	0	
RAKESH CHANDRAKANTH	AAOPS2644G	CFO	2	
PRAVESH PALOD	CCRPP3643R	Company Secretary	0	23/06/2023
NITISH VIKASH MITTE	AJVPM0526D	CEO	2,022,906	

**(ii) Particulars of change in director(s) and Key managerial personnel during the year**

7

Name	DIN/PAN	Designation at the beginning / during the financial year	Date of appointment/ change in designation/ cessation	Nature of change (Appointment/ Change in designation/ Cessation)
MANISH AGARWAL	ABJPA2195A	CEO	01/12/2022	CESSATION
NITISH VIKASH MITTE	AJVPM0526D	CEO	01/12/2022	CHANGE IN DESIGNATION
PROBIR ROY	00111961	Director	04/01/2023	REAPPOINTMENT
SHOBHA HARESH JAC	00027558	Director	04/01/2023	REAPPOINTMENT
SASHA GULU MIRCHA	01179921	Director	04/01/2023	REAPPOINTMENT
VIKASH PRATAPCHAN	00156740	Managing Director	17/01/2023	REAPPOINTMENT
NITISH VIKASH MITTE	02347434	Managing Director	17/01/2023	REAPPOINTMENT

**IX. MEETINGS OF MEMBERS/CLASS OF MEMBERS/BOARD/COMMITTEES OF THE BOARD OF DIRECTORS**

**A. MEMBERS/CLASS /REQUISITIONED/NCLT/COURT CONVENED MEETINGS**

Number of meetings held

3

Type of meeting	Date of meeting	Total Number of Members entitled to attend meeting	Attendance	
			Number of members attended	% of total shareholding
ANNUAL GENERAL MEETING +	29/09/2022	203,950	46	27.27
EXTRAORDINARY GENERAL MEETING +	04/04/2022	152,967	42	32.02
EXTRAORDINARY GENERAL MEETING +	30/12/2022	199,358	34	37.91

## B. BOARD MEETINGS

\*Number of meetings held

9

S. No.	Date of meeting	Total Number of directors associated as on the date of meeting	Attendance	
			Number of directors attended	% of attendance
1	14/04/2022	7	7	100
2	13/05/2022	7	6	85.71
3	17/06/2022	7	7	100
4	29/07/2022	7	6	85.71
5	29/08/2022	7	7	100
6	20/10/2022	7	7	100
7	07/12/2022	7	5	71.43
8	24/01/2023	7	5	71.43
9	22/03/2023	7	7	100

## C. COMMITTEE MEETINGS

Number of meetings held

19

S. No.	Type of meeting	Date of meeting	Total Number of Members as on the date of the meeting	Attendance	
				Number of members attended	% of attendance
1	AUDIT COMMITTEE +	14/04/2022	4	4	100
2	AUDIT COMMITTEE +	13/05/2022	4	3	75
3	AUDIT COMMITTEE +	17/06/2022	4	4	100
4	AUDIT COMMITTEE +	29/07/2022	4	4	100

S. No.	Type of meeting	Date of meeting	Total Number of Members as on the date of the meeting	Attendance	
				Number of members attended	% of attendance
5	AUDIT COMM	29/08/2022	4	4	100
6	AUDIT COMM	20/10/2022	4	4	100
7	AUDIT COMM	07/12/2022	4	2	50
8	AUDIT COMM	24/01/2023	4	3	75
9	NOMINATION	13/05/2022	3	2	66.67
10	NOMINATION	20/10/2022	3	3	100

**D. \*ATTENDANCE OF DIRECTORS**

S. No.	Name of the director	Board Meetings			Committee Meetings			Whether attended AGM held on
		Number of Meetings which director was entitled to attend	Number of Meetings attended	% of attendance	Number of Meetings which director was entitled to attend	Number of Meetings attended	% of attendance	
								(Y/N/NA)
1	NITISH VIKAS	9	9	100	12	11	91.67	
2	VIKASH PRA	9	9	100	6	6	100	
3	SHOBHA HAF	9	9	100	19	18	94.74	
4	PROBIR ROY	9	9	100	15	15	100	
5	RAJIV AMBRI	9	9	100	0	0	0	
6	SASHA GULL	9	7	77.78	2	1	50	
7	KULDEEP JAI	9	5	55.56	11	7	63.64	

**X. \*REMUNERATION OF DIRECTORS AND KEY MANAGERIAL PERSONNEL**

☐ Nil



Number of Managing Director, Whole-time Directors and/or Manager whose remuneration details to be entered

2

S. No.	Name	Designation	Gross Salary	Commission	Stock Option/Sweat equity	Others	Total Amount
1	VIKASH MITTERS	Chairman and M	10,091,404	0	0	5,806,827	15,898,231
2	NITISH MITTERS	Joint Managing	27,357,696	0	0	12,399,957	39,757,653
	Total		37,449,100	0	0	18,206,784	55,655,884










Number of CEO, CFO and Company secretary whose remuneration details to be entered

2

S. No.	Name	Designation	Gross Salary	Commission	Stock Option/ Sweat equity	Others	Total Amount
1	RAKESH CHANDR. 	CFO	10,484,490	0	0	20,070,000	30,554,490
2	PRAVESH PALOD 	Company Secre	982,260	0	0	0	982,260
	Total		11,466,750	0	0	20,070,000	31,536,750

Number of other directors whose remuneration details to be entered

5

S. No.	Name	Designation	Gross Salary	Commission	Stock Option/ Sweat equity	Others	Total Amount
1	Kuldeep Jain 	Non-Executive &	0	0	0	460,000	460,000
2	Sasha Gulu Mirchar 	Non-Executive & 	0	0	0	380,000	380,000
3	Shobha Haresh Jag 	Non-Executive & 	0	0	0	1,000,000	1,000,000
4	Probir Kumar Roy 	Non-Executive & 	0	0	0	920,000	920,000
5	Rajiv Ambrish Agan 	Non-Executive [ 	0	0	0	550,000	550,000
	Total		0	0	0	3,310,000	3,310,000

## XI. MATTERS RELATED TO CERTIFICATION OF COMPLIANCES AND DISCLOSURES

- \* A. Whether the company has made compliances and disclosures in respect of applicable provisions of the Companies Act, 2013 during the year ☒ Yes ☐ No

B. If No, give reasons/observations

## XII. PENALTY AND PUNISHMENT - DETAILS THEREOF

(A) DETAILS OF PENALTIES / PUNISHMENT IMPOSED ON COMPANY/DIRECTORS /OFFICERS ☐ Nil

0

Name of the company/ directors/ officers	Name of the court/ concerned Authority	Date of Order	Name of the Act and section under which penalised / punished	Details of penalty/ punishment	Details of appeal (if any) including present status

(B) DETAILS OF COMPOUNDING OF OFFENCES ☒ Nil



Name of the company/ directors/ officers	Name of the court/ concerned Authority	Date of Order	Name of the Act and section under which offence committed	Particulars of offence	Amount of compounding (in Rupees)

**XIII. Whether complete list of shareholders, debenture holders has been enclosed as an attachment**

☒ Yes ☐ No

**XIV. COMPLIANCE OF SUB-SECTION (2) OF SECTION 92, IN CASE OF LISTED COMPANIES**

In case of a listed company or a company having paid up share capital of Ten Crore rupees or more or turnover of Fifty Crore rupees or more, details of company secretary in whole time practice certifying the annual return in Form MGT-8.

Name

Mannish L. Ghia

Whether associate or fellow

☐ Associate ☒ Fellow

Certificate of practice number

3531

**I/We certify that:**

- (a) The return states the facts, as they stood on the date of the closure of the financial year aforesaid correctly and adequately.  
(b) Unless otherwise expressly stated to the contrary elsewhere in this Return, the Company has complied with all the provisions of the Act during the financial year.

**Declaration**

I am Authorised by the Board of Directors of the company vide resolution no. .. 23 dated 09/05/2023

(DD/MM/YYYY) to sign this form and declare that all the requirements of the Companies Act, 2013 and the rules made thereunder in respect of the subject matter of this form and matters incidental thereto have been complied with. I further declare that:

- Whatever is stated in this form and in the attachments thereto is true, correct and complete and no information material to the subject matter of this form has been suppressed or concealed and is as per the original records maintained by the company.
- All the required attachments have been completely and legibly attached to this form.

**Note: Attention is also drawn to the provisions of Section 447, section 448 and 449 of the Companies Act, 2013 which provide for punishment for fraud, punishment for false statement and punishment for false evidence respectively.**

**To be digitally signed by**

Director

DIN of the director

02347434

**To be digitally signed by**

- ☒ Company Secretary
- ☐ Company secretary in practice

Membership number

57238

Certificate of practice number

Attachments

1. List of share holders, debenture holders
2. Approval letter for extension of AGM;
3. Copy of MGT-8;
4. Optional Attachement(s), if any

Attach

Attach

Attach

Attach

List of attachments

Remove attachment

Modify

Check Form

Prescrutiny

Submit

This eForm has been taken on file maintained by the Registrar of Companies through electronic mode and on the basis of statement of correctness given by the company