

Cycle of seasons

Lesson plan


Created by the CoSpaces team

Education level: From kindergarten

Subject: STEAM, Earth sciences, Geography, Languages, ELA

Format: Individual or in groups

Duration: Approx. 1 hour



Introduction and lesson objectives:

Teaching the four seasons to kids is an essential part of any kindergarten curriculum and a necessary component of their early knowledge about the world. The seasons and the weather are concepts which should of course be explained and explored visually, something for which CoSpaces Edu can be a great tool.

This lesson plan develops a visual and creative support to learn the cycle of seasons while letting kids experiment with 3D creation and develop their creativity either on their own or as a group.

Learning goals and student benefits:

- Teach the cycle of seasons
- Learn 3D creation skills
- Develop creativity
- Have fun!

Activity example:

1. Explain the four seasons using images or pre-created scenes in CoSpaces Edu.
2. Ask your students to create a CoSpace illustrating their understanding of the cycle of seasons or to develop your example further. This is a great activity to be conducted in groups of students to teach collaboration.
3. Let your students personalize their CoSpace by adding 3D objects that relate to the seasons. These could be objects used in a specific season, such as a sled in winter for example.
4. You can also ask them to display text markers with additional information such as descriptive adjectives and holidays related to each season.

Extension idea:

Using the built-in recording tool, ask your students to record a text presenting the cycle of seasons, for example a short poem or a sentence about each season.

Assessment and evaluation suggestions:

- Did your students get a basic understanding of the cycle of seasons?
- Were your students able to use the CoSpaces Edu creation tools?
- Have your students shown creativity and added several 3D objects?


Creation guide



You can **Remix** the [multi diorama template](#) from the CoSpaces Edu Gallery to get your own copy.

This template contains 4 separate sections on one stage, which is ideal to organize the four seasons inside the same scene.


Alternatively, you can create 4 different scenes - one for each season.



If you have access to the CoSpaces Edu Pro **MERGE Cube add-on**, you can also create one season on each face of the MERGE Cube.

With a MERGE Cube, you'll then be able to hold it in your hand and rotate it to view each season!

Example CoSpace



Seasons

edu.cospaces.io/MXU-GJU