



GENERATION

2025 Model Year Product Guide

WELCOME TO THE NEXT GENERATION



Scan the QR code
for model year
updates and
harvest videos





G GENERATION

SHUR-CO 4500

BY

40's





40' / 42'



Field Clearance shown with Signature Package

Standard Sizes:

Length:	40' / 42'
Width:	96" and 102"
Wall Height:	66", 72", 78", 84" and 96"
Tub Styles:	18" Commercial Clearance, XL Tubs (42' only) 20.75" Mid Clearance 24" Field Clearance



**New horizontal seam design on front and rear panels.
Cleaner appearance and less panel distortion.**



**Industry exclusive removable manual tarp crank
retainer bar stored on curbside dolly leg gusset for
emergency access. Can be installed without tools.**



ALL STAINLESS



STAINLESS / PAINTED COMBO



ALL PAINTED

***Eby Exclusive** - Make your Generation shine with unique stainless and color matching combinations for the backend.*



50' Tri-Axle



50' Field Clearance shown with Charter Package

Standard Sizes:

Length:	50'
Width:	96" and 102"
Wall Height:	72", 78", and 84"
Tub Styles:	18" Commercial Clearance, XL Tubs 20.75" Mid Clearance 24" Field Clearance



Equal Spaced, Dual, Dual, Dual
Front & rear lift axles available



Dual, Dual, Spaced Single
Front & Rear lift axles available





34'



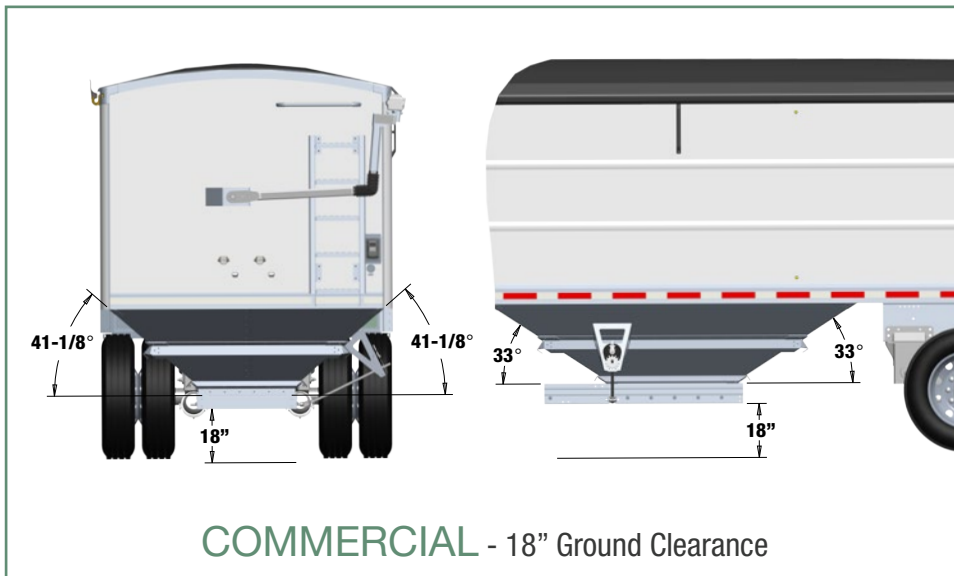
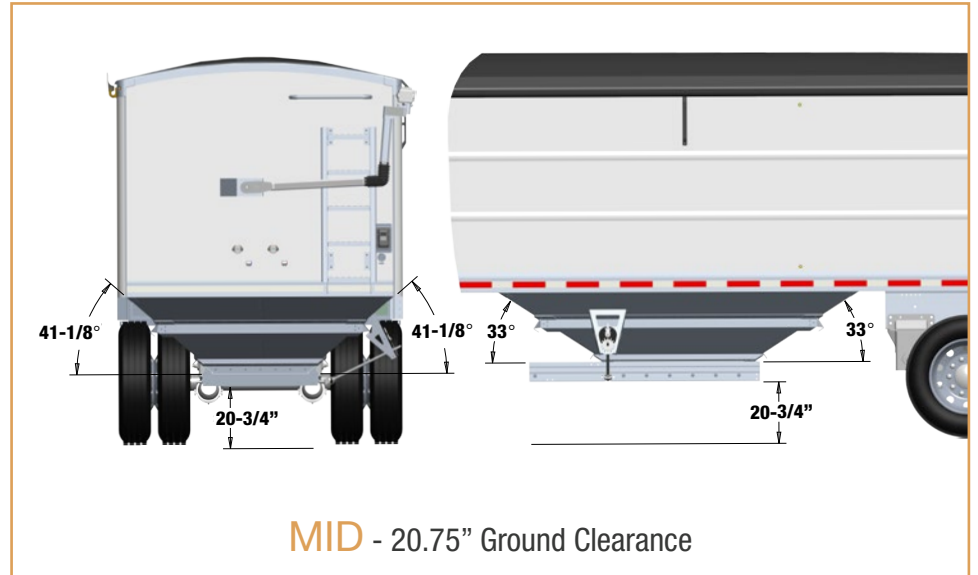
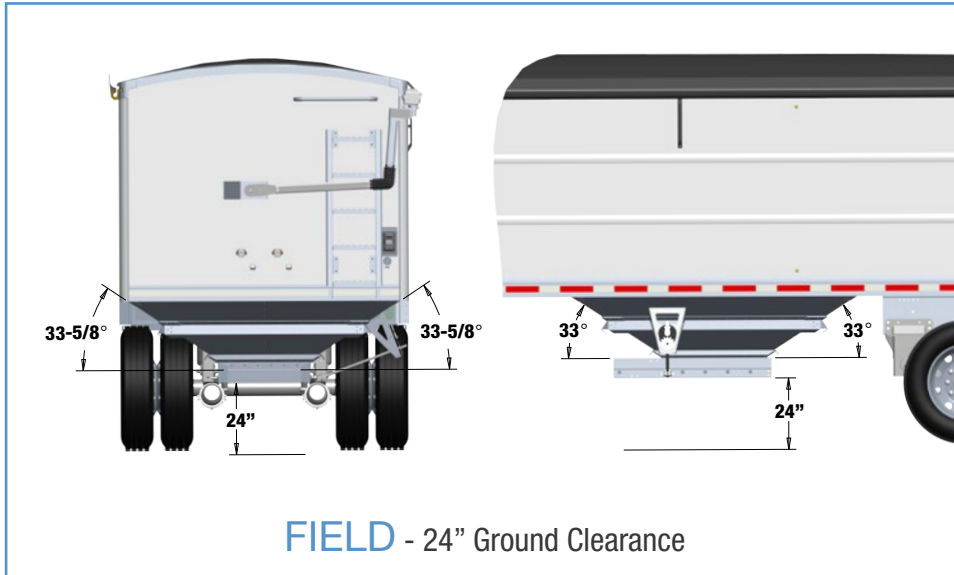
34' Field Clearance shown with Charter Package


Standard Sizes:	
Length:	34'6"
Width:	96"
Wall Height:	72"
Tub Styles:	24" Field Clearance



Reverse-opening traps standard on 34' models to make unloading into swing-away augers easier
(Option available on all sizes)

HOPPER DIMENSIONS





FIELD

MID

COMMERCIAL


COMMERCIAL XL

FIELD


LENGTH x WIDTH	WALL	OVERALL HEIGHT	CAPACITY (HEAPED)	GROUND CLEARANCE	TRAP DOOR OPENING
34'6" x 96" Field	72"	10'11"	1392 cu ft	24"	24"W x 27"L
40' x 96" Field	66"	10'5"	1436 cu ft	24"	24"W x 27"L
40' x 96" Field	72"	10'11"	1579 cu ft	24"	24"W x 27"L
40' x 102" Field	66"	10'5"	1534 cu ft	24"	30"W x 27"L
40' x 102" Field	72"	10'11"	1686 cu ft	24"	30"W x 27"L
42'3" x 96" Field	66"	10'5"	1498 cu ft	24"	24"W x 27"L
42'3" x 96" Field	72"	10'11"	1650 cu ft	24"	24"W x 27"L
42'3" x 102" Field	66"	10'5"	1600 cu ft	24"	30"W x 27"L
42'3" x 102" Field	72"	10'11"	1761 cu ft	24"	30"W x 27"L
49'11" x 96" Field (Tri-Axle)	72"	10'11"	1766 cu ft	24"	24"W x 34"L
49'11" x 96" Field (Tri-Axle)	78"	11'5"	1932 cu ft	24"	24"W x 34"L

MID

LENGTH x WIDTH	WALL	OVERALL HEIGHT	CAPACITY (HEAPED)	GROUND CLEARANCE	TRAP DOOR OPENING
40' x 96" Mid	66"	10'5"	1533 cu ft	20.75"	32.25"W x 43.5"L
40' x 96" Mid	72"	10'11"	1676 cu ft	20.75"	32.25"W x 43.5"L
40' x 96" Mid	78"	11'5"	1818 cu ft	20.75"	32.25"W x 43.5"L
40' x 96" Mid	84"	11'11"	1961 cu ft	20.75"	32.25"W x 43.5"L
40' x 96" Mid	96"	12'11"	2246 cu ft	20.75"	32.25"W x 43.5"L
42'3" x 96" Mid	66"	10'5"	1621 cu ft	20.75"	32.25"W x 43.5"L
42'3" x 96" Mid	72"	10'11"	1772 cu ft	20.75"	32.25"W x 43.5"L
42'3" x 96" Mid	78"	11'5"	1923 cu ft	20.75"	32.25"W x 43.5"L
42'3" x 96" Mid	84"	11'11"	2074 cu ft	20.75"	32.25"W x 43.5"L
42'3" x 96" Mid	96"	12'11"	2346 cu ft	20.75"	32.25"W x 43.5"L
49'11" x 96" Mid (Tri-Axle)	72"	10'11"	1865 cu ft	20.75"	32.25"W x 43.5"L
49'11" x 96" Mid (Tri-Axle)	78"	11'5"	2028 cu ft	20.75"	32.25"W x 43.5"L
49'11" x 96" Mid (Tri-Axle)	84"	11'11"	2195 cu ft	20.75"	32.25"W x 43.5"L



34' - 42' TRAILER TRAPS



50' TRAILER TRAPS

COMMERCIAL

LENGTH x WIDTH	WALL	OVERALL HEIGHT	CAPACITY (HEAPED)	GROUND CLEARANCE	TRAP DOOR OPENING
40' x 96" Commercial	66"	10'5"	1536 cu ft	18"	26.25"W x 35.5"L
40' x 96" Commercial	72"	10'11"	1679 cu ft	18"	26.25"W x 35.5"L
40' x 96" Commercial	78"	11'5"	1821 cu ft	18"	26.25"W x 35.5"L
40' x 96" Commercial	84"	11'11"	1964 cu ft	18"	26.25"W x 35.5"L
40' x 96" Commercial	96"	12'11"	2249 cu ft	18"	26.25"W x 35.5"L
40' x 102" Commercial	66"	10'5"	1642 cu ft	18"	32.25"W x 35.5"L
40' x 102" Commercial	72"	10'11"	1794 cu ft	18"	32.25"W x 35.5"L
40' x 102" Commercial	78"	11'5"	1946 cu ft	18"	32.25"W x 35.5"L
40' x 102" Commercial	84"	11'11"	2098 cu ft	18"	32.25"W x 35.5"L
40' x 102" Commercial	96"	12'11"	2402 cu ft	18"	32.25"W x 35.5"L
42'3" x 96" Commercial	66"	10'5"	1624 cu ft	18"	26.25"W x 35.5"L
42'3" x 96" Commercial	72"	10'11"	1775 cu ft	18"	26.25"W x 35.5"L
42'3" x 96" Commercial	78"	11'5"	1926 cu ft	18"	26.25"W x 35.5"L
42'3" x 96" Commercial	84"	11'11"	2077 cu ft	18"	26.25"W x 35.5"L
42'3" x 96" Commercial	96"	12'11"	2376 cu ft	18"	26.25"W x 35.5"L
42'3" x 102" Commercial	66"	10'5"	1735 cu ft	18"	32.25"W x 35.5"L
42'3" x 102" Commercial	72"	10'11"	1896 cu ft	18"	32.25"W x 35.5"L
42'3" x 102" Commercial	78"	11'5"	2057 cu ft	18"	32.25"W x 35.5"L
42'3" x 102" Commercial	84"	11'11"	2219 cu ft	18"	32.25"W x 35.5"L
42'3" x 102" Commercial	96"	12'11"	2541 cu ft	18"	32.25"W x 35.5"L
49'11" x 96" Commercial (Tri-Axle)	72"	10'11"	1868 cu ft	18"	32.25"W x 35.5"L
49'11" x 96" Commercial (Tri-Axle)	78"	11'5"	2031 cu ft	18"	32.25"W x 35.5"L
49'11" x 96" Commercial (Tri-Axle)	84"	11'11"	2198 cu ft	18"	32.25"W x 35.5"L
49'11" x 102" Commercial (Tri-Axle)	72"	10'11"	1995 cu ft	18"	32.25"W x 35.5"L
49'11" x 102" Commercial (Tri-Axle)	78"	11'5"	2170 cu ft	18"	32.25"W x 35.5"L
49'11" x 102" Commercial (Tri-Axle)	84"	11'11"	2348 cu ft	18"	32.25"W x 35.5"L

COMMERCIAL XL


LENGTH x WIDTH	WALL	OVERALL HEIGHT	CAPACITY (HEAPED)	GROUND CLEARANCE	TRAP DOOR OPENING
42'3" x 96" Commercial XL	78"	11'5"	2012 cu ft	18"	32.25"W x 53.25"L
42'3" x 96" Commercial XL	84"	11'11"	2163 cu ft	18"	32.25"W x 53.25"L
42'3" x 96" Commercial XL	96"	12'11"	2379 cu ft	18"	32.25"W x 53.25"L
42'3" x 102" Commercial XL	78"	11'5"	2057 cu ft	18"	32.25"W x 53.25"L
42'3" x 102" Commercial XL	84"	11'11"	2312 cu ft	18"	32.25"W x 53.25"L
42'3" x 102" Commercial XL	96"	12'11"	2634 cu ft	18"	32.25"W x 53.25"L
49'11" x 96" Commercial XL (Tri-Axle)	78"	11'5"	2087 cu ft	18"	32.25"W x 53.25"L
49'11" x 96" Commercial XL (Tri-Axle)	84"	11'11"	2254 cu ft	18"	32.25"W x 53.25"L
49'11" x 102" Commercial XL (Tri-Axle)	78"	11'5"	2220 cu ft	18"	32.25"W x 53.25"L
49'11" x 102" Commercial XL (Tri-Axle)	84"	11'11"	2404 cu ft	18"	32.25"W x 53.25"L



Integrated arched headers & cast aluminum corner caps come standard for added strength and style, eliminating out-dated bolt-on tarp caps.



Maxi-Seal® Defender® Modular Harness System is easily accessible for lighting connections and backed by a 10 year warranty.



4" roller wheels on the trap doors slide with ease and require little maintenance. Stainless steel trap doors with rack & pinion gearing for long term reliability.



Cast aluminum tarp bow sleeves make it easy to remove and replace tarp bows.

STANDARD FEATURES




No ridge straps and sloped top rails that self-clean allowing grain to slide back in, rather than fall over the sides.



Industry leading **Shur-Co 4500 HD Power Tarp Systems** made with an integrated ridge pole and exclusive Diamondcore tarp.



JOST Jost aluminum dolly legs & tapered upper coupler bolsters. An adaptation inspired from Eby's legendary livestock trailer. Designed for durability, maneuverability and to maximize tire clearance.



DURAFRAME

Engineered Strength To Support Generation After Generation.

- Massive 13" Z-shaped aluminum beams
- Fastened with huck-bolts for maximum strength connections
- Galvanized suspension hangers minimize rust and corrosion
- INTRAAX® Air Ride suspension  **HENDRICKSON**



Updated horizontal glad hands provide a more secure air line connection eliminating the possibility of disconnecting on tight turns.



Mechanically fastened trap frames. Knock rails on all four sides.




Signature Package with under glow lights shown.



Optional trap light kits between the tubs



Forward facing bogie lights in a stainless steel box



Optional interior tub lights

POPULAR OPTIONS



Minimizer fenders available in a variety of colors. Mounting holes come standard.



Shur-Co power tarp openers are a simple plug-and play addition with the standard SMARTwire™ harness on every trailer.



Paint matched or stainless bottom rail overlay with reflectors available as an option.



Full or partial width rear mudflaps and weights.

OPTION PACKAGES

DESCRIPTION	CHARTER	CHARTER PLUS	FOUNDER	SIGNATURE
Stainless steel front panel				•
Stainless steel rear header w/painted rear panel	•	•	•	•
Stainless steel rear panel			•	•
Stainless steel corners	•	•	•	•
Polished corner caps				•
Side marker lights	2 rows of 5	2 rows of 5	2 rows of 9	2 rows of 17
(4) Additional rear side marker lights				•
(7) Dual function rear header lights	•	•	•	•
(3) Additional 1" buckplate lights			•	
(3) Additional tail lights on the buckplate				•
Automatic backup lights				•
Trap lights between the tubs		•	•	•
Duraframe aluminum suspension frame	•	•	•	•
Galvanized upper coupler	•	•	•	•
Galvanized suspension brackets	•	•	•	•
Shur-Co power tarp system	Smart 3	Smart 3	Smart 3	Smart 2
Alcoa LVL inner wheels			•	•
Alcoa LVL outer wheels	•	•	•	
Alcoa Durabrite outer wheels				•
Tires	General	General	General	Continental
Black poly fenders		•	•	
Chrome Poly fenders				•
Stainless steel hubcaps & lug nut covers	•	•	•	•



Sight glass view port windows allow you to inspect grain quality without having to climb on top.



Grain hopper vibrators agitate and knock loose stubborn material from the tubs to help unload grain fast.



Add on lift axle kits offer flexibility, extend tire life, improve maneuverability and increase payload capacity.



HENDRICKSON

Hendrickson Disc Brakes improve stopping power and provide significant weight savings over similar designs.



GENERATION

SALES & SERVICE LOCATIONS



PENNSYLVANIA
1194 Main Street
Blue Ball, PA 17506
800-292-4752



OHIO
4435 State Route 29
West Jefferson, OH 43162
(614) 879-6901



INDIANA - LOGANSPORT
2909 W. 300 S.
Logansport, IN 46947
(574) 753-4000



INDIANA - SEYMOUR
2670 Montgomery Dr.
Seymour, IN 47274
(812) 522-8333



IOWA
1708 Eby Drive
Story City, IA 50248
(515) 733-5207



SOUTH DAKOTA
28183 Commerce Ave.
Worthing, SD 57077
(605) 854-5836



MONTANA
1348 E. Railroad St.
Laurel, MT 59044
(406) 628-0021



NEBRASKA
3357 W. Cougar Dr.
Grand Island, NE 68803
(303) 830-9347



WWW.MHEBY.COM - SALES@MHEBY.COM



See our new and used inventory
at inventory.mheby.com