



10K Deck-Over
(shown with optional equipment)

10K GVW BUMPER-PULL DECK-OVER EQUIPMENT TRAILER

GREATER PAYLOAD THAN A STEEL TRAILER

Exceptionally strong and lightweight with a wide floor

The 10K Deck-Over is a heavy-duty yet lightweight trailer ideal for hauling loads requiring a wider deck. Constructed of fuel-efficient, low-maintenance aluminum, the 10K Deck-Over flatbed is engineered to perform and built to last. It's easy to customize your trailer for your specific needs with a wide variety of popular options, such as fold-flat ramps, lockable toolbox, spare tire, winch and more!

The Benefits of Aluminum Far Outweigh Steel:

- Lower trailer weight
- Higher payload capacity
- Improved fuel economy
- Reduced maintenance costs

800-292-4752 • www.mheby.com

10K GVW Bumper-Pull Deck-Over Equipment Trailer

Features



High-strength aluminum ramps are much lighter and easier to reposition than steel ramps



Extruded aluminum floor reduces weight and lasts longer. $\frac{3}{8}$ " \times 2" rub rail with stake pockets



Aluminum wheels with two 5.2K Dexter torsion ride axles

*Additional options and custom sizes available.
Contact your EBY representative for details.*



800-292-4752
www.mheby.com



EBY is a proud member of The National Association of Trailer Manufacturers, dedicated to improving trailer safety and performance. EBY trailers are manufactured in compliance with NATM guidelines.

STANDARD SPECIFICATIONS

GVWR	10,000 lbs
Tare Weight	18' – 2,050 lbs; 20' – 2,270 lbs
Deck Lengths	18' and 20'
Deck Width	97 $\frac{3}{4}$ " (102" including pockets and rub rail)
Floor	2 $\frac{1}{4}$ " Height extruded aluminum plank
Beavertail	51"; 13 $\frac{1}{2}$ " drop
Frame	8" Channel
Axles	5.2K Dexter torsion ride
Wheels	16" Aluminum
Tires	235/80R16
Coupler	2 $\frac{5}{16}$ " Adjustable 15K ball coupler
Stake Pockets	2" \times 4" Stake pockets with rub rail both sides
Ramps	60" L \times 16" W fold-up ramps (tube frame with angle cross members). Ramps are pinned in the upright position with aluminum bars; positions are adjustable for various track widths
Tie Downs	(4) D-rings attached to each corner of the deck floor
Landing Leg	8K Top crank with drop-leg
Lighting	LED oval stop/tail/turn lights, 1" round LED clearance and marker lights
Electrical	7-Pin RV plug; breakaway kit

Available Options



Spare tire



Toolbox

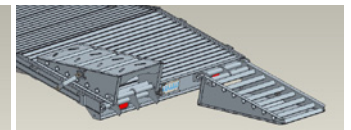


Winch

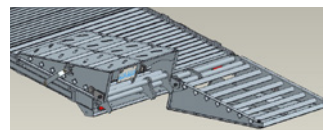
Ramp Options



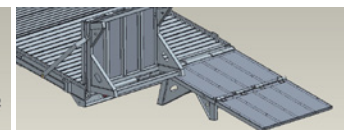
36" wide



(2) 1/3 fold-flat



50/50 fold-flat



Bi-fold

AUTHORIZED DEALER



All EBY trailers feature Dexter axles.

Rev. 1/20