



24' Ruff Neck Slat-Side
(shown with optional equipment)

SLAT-SIDE RUFF NECK LIVESTOCK TRAILER

BUILT ON A HERITAGE OF INNOVATION

EBY's legendary top-of-the-line design

Ruff Neck—our most rugged design—equips commercial livestock haulers, show enthusiasts, commercial swine operators and draft horse transporters with exceptional hauling capability. Engineered for unmatched durability, and offering an impressive level of customization, Ruff Neck sets the industry standard for delivering extraordinary dependability year after year.

Available Sizes:

Lengths: 20' to 36'

Widths: 8'

Heights: 6'6"

Custom sizes available

800-292-4752 • www.mheby.com

Ruff Neck Slat-Side Gooseneck Livestock Trailer

Standard Features



Multi-function fender lights



Cast aluminum front and rear corners




Low-step rear door



Fully framed and full-height side door



High-button aluminum diamond plate floor



All-aluminum subframe

Popular Options



Rolling partition gate



Curb-side ramp

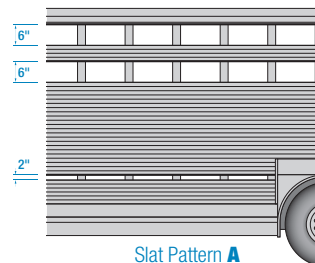


Plexiglas closures

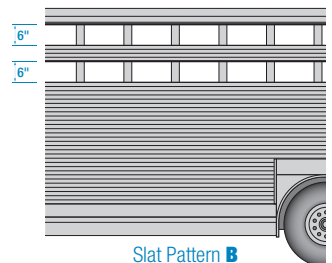
Additional options and custom sizes available. Refer to EBY's [Livestock Trailer Brochure](#) for optional Combo, Trophy, Trophy Plus, and Final Drive convenience packages.

STANDARD SPECIFICATIONS	
Floor Lengths	20' to 36' (custom sizes available)
Outside Width	8'
Inside Height	6'6" (custom sizes available)
GVWR	18,000 lbs
Axles	(2) 8,000# Rubber ride (grease packed bearings); 102" wide
Wheels	17.5" x 6.75" Heavy-duty steel, 8-lug
Tires	(4) 235/75R17.5 steel belted radials, load range H
Brakes	12 1/4" x 3 3/8" Electric on both axles
Safety Equipment	Two chains and electronic break-away kit
Nose	.080 aluminum smooth sheet sides and front
Coupler	2 5/16" Ball coupler (30,000# ball rating) with steel hitch post section and aluminum front gusset, adjustable height
Side Wall	Extruded aluminum slats welded to 1" x 3" aluminum tubes, spaced no more than 18" on center. Choice of slat patterns. 6" openings are notched for optional closures.
Floor	.115 6061 T-6 aluminum diamond plate with (4) 1" high ridges, ridged longitudinally on 19" centers
Side Door	33" Wide, curb side escape door
Rear Door	Full-swing with (3) 4" extruded aluminum offset hinges for extended swing radius; 35" sliding door on roadside
Roof Sheet	One-piece .040 aluminum
Partition	Divider at front of wheel wells, with outside release slam latch
Lights	LED inside and out; 12-volt D.O.T. approved

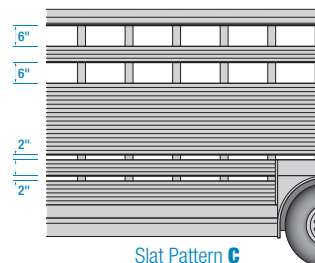
Slat Patterns



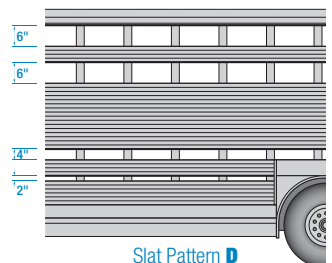
Slat Pattern A



Slat Pattern B



Slat Pattern C



Slat Pattern D
(Optional)



800-292-4752
www.mheby.com



EBY is a proud member of The National Association of Trailer Manufacturers, dedicated to improving trailer safety and performance. EBY trailers are manufactured in compliance with NATM guidelines.

AUTHORIZED DEALER

