



20' Maverick LS
(standard spec)

GOOSENECK MAVERICK LS LIVESTOCK TRAILER

BUILT ON A HERITAGE OF INNOVATION

Affordable to own and economical to pull

Maverick LS Livestock trailers deliver a new level of affordability without sacrificing quality. Engineered with many of the same components and construction qualities as our commercial models, the Maverick LS bundles EBY's legendary quality into an affordable package. Maverick LS provides everything needed in a standard production model without the frills.

Standard Sizes:

Lengths: 16' and 20'
Width: 6'11"
Heights: 6'6"

800-292-4752 • www.mheby.com

Maverick LS Gooseneck Livestock Trailer

Standard Features



LED clearance lights




Cast aluminum front and rear corners




Low-step rear door



Fully framed and full-height side door



Heavy-duty 12" extruded aluminum bottom rail



Dexter torsion ride axles

Popular Options



Spare tire



Plexiglas closures



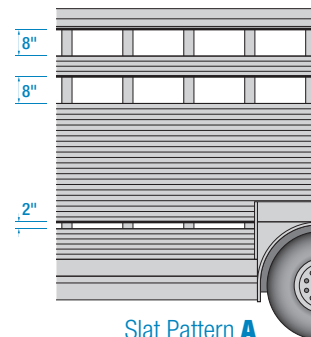
EBY hubcaps

Additional options and sizes available.

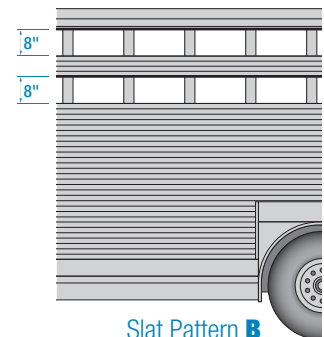
STANDARD SPECIFICATIONS

Floor Lengths	16' and 20'
Outside Width	6'11"
Inside Height	6'6" (7' optional)
GVWR	16' – 10,000 lbs; 20' – 14,000 lbs
Axles	Rubber torsion ride (grease packed bearings); 102" wide - (2) 5,200# axles on 16' - (2) 7,000# axles on 20'
Wheels	16" x 6" Heavy-duty steel, 8-lug
Tires	(4) ST235/85R16 steel belted radials, load range E
Brakes	12" x 2" Electric on both axles
Safety Equipment	Two chains and electronic break-away kit
Nose	.050 pre-painted aluminum smooth sheet sides and front
Coupler	2 ⁵ / ₁₆ " Ball coupler (20,000# ball rating) with steel hitch post section and aluminum front gusset, adjustable height
Side Wall	Extruded aluminum slats welded to 1" x 3" aluminum tubes, spaced no more than 18" on center. Choice of slat patterns. 8" openings are notched for optional closures.
Floor	.125 flat aluminum diamond plate
Side Door	33" Wide, curb side escape door
Rear Door	Full-swing with (2) 4" extruded aluminum offset hinges for extended swing radius; 32" sliding door on roadside
Roof Sheet	One-piece .040 aluminum
Partition	Center divider with outside release slam latch
Lights	LED inside and out; 12-volt D.O.T. approved

Slat Patterns



Slat Pattern A
(On all 6'6" inside height trailers)



Slat Pattern B
(On all 7' inside height trailers)



800-292-4752
www.mheby.com



EBY is a proud member of The National Association of Trailer Manufacturers, dedicated to improving trailer safety and performance. EBY trailers are manufactured in compliance with NATM guidelines.

AUTHORIZED DEALER



All EBY trailers feature Dexter axles.

Rev. 3/18