

1. Name of Listed Entity:E2E Networks Limited
2. Scrip Code/Name of Scrip/Class of Security: E2E
3. Share Holding Pattern Filed under: 31b
4. Share Holding Pattern as on : 31-Dec-2023
5. **Declaration:** The Listed entity is required to submit the following declaration to the extent of submission of information:-

S. No.	Particulars	Yes/No	
1	Whether the Listed Entity has issued any partly paid up shares?	No	
2	Whether the Listed Entity has issued any Convertible Securities?	No	
3	Whether the Listed Entity has any shares against which depository receipts are issued?	No	
4	Whether the Listed Entity has any shares in locked-in?	No	
5	Whether any shares held by promoters are pledge or otherwise encumbered?	No	
6	Whether the Listed Entity has issued any differential Voting Rights?	No	
7	Whether the Listed Entity has issued any Warrants ?	No	
8	Whether the listed entity has any significant beneficial owner?	No	

Table I - Summary Statement holding of specified securities

[illegible]

									a s s e s s m e n t				(A+B+C2)		r e s h e d (b)		(b)		Sub- Cate gory I	Sub- Cate gory II	Sub- Cate gory III
A	Promoter & Promoter Group	3	8642531	0	0	8642531	59.71	8642531	0	8642531	59.89	0	59.71	0	0	0	0	8642531			
B	Public	5956	5787595	0	0	5787595	39.98	5787595	0	5787595	40.11	0	39.98	0	0			5787595			
C	Non Promoter-Non Public	1	45000	0	0	45000		0	0	0	0	0		0	0			45000			
C1	Shares underlying DRs	0	0	0	0	0		0	0	0	0	0		0	0			0			
C2	Shares held by Employee Trusts	1	45000	0	0	45000	0.31	0	0	0	0	0	0.31	0	0			45000			
	Total	5960	14475126	0	0	14475126	100	14430126	0	14430126	100	0	100	0	0	0	0	14475126			





Table II - Statement showing shareholding pattern of the Promoter and Promoter Group


	Category & Name of the Shareholders (I)	No. of share holder (II)	No. of fully paid up equity shares held (IV)	Partly paid-up equity shares held (V)	Nos. of shares underlying Depository Receipts (VI)	Total nos. shares held (VII = IV+V+VI)	Shareholding % calculate d as per SCRR, 1957 (VIII)	Number of Voting Rights held in each class of securities (IX)				No. of Shares Underlyin g, as a % assuming full conversion of convertible securities (including Warrants) (X)	Shareholdin g, as a % assuming full conversion of convertible securities (as a percentage of diluted share capital) (XI) = (VII)+(X) as a % of A+B+C2	Number of Locked in shares (XII)		Number of Shares pledged or otherwise encumbered (XIII)		Number of equity shares held in dematerializ ed form (XIV)
								No of Voting Rights			Total al as a % of Total al Voti ng righ ts			No. (a)	As a % of total Shar es held (b)	No. (a)	As a % of total share s held (b)	
								Class X	Cl a s s Y	Tot al								

1	Indian	0	0	0	0	0	0	0	0	0	0	0	0	0	0	0	0	0
a	Individuals/Hindu undivided Family	2	8351613	0	0	8351613	57.7	8351613	0	8351613	57.88	0	57.7	0	0	0	0	8351613
	Tarun Dua	1	8060695	0	0	8060695	55.69	8060695	0	8060695	55.86	0	55.69	0	0	0	0	8060695
	Suchinta Baweja	1	290918	0	0	290918	2.01	290918	0	290918	2.02	0	2.01	0	0	0	0	290918
	Srishti Baweja	0	0	0	0	0	0	0	0	0	0	0	0	0	0	0	0	0
	Manju Dua	0	0	0	0	0	0	0	0	0	0	0	0	0	0	0	0	0
	Manjit Rai Dua	0	0	0	0	0	0	0	0	0	0	0	0	0	0	0	0	0
	Lekh Raj Baweja	0	0	0	0	0	0	0	0	0	0	0	0	0	0	0	0	0
	Himanshu Baweja	0	0	0	0	0	0	0	0	0	0	0	0	0	0	0	0	0
	Megha Raheja	0	0	0	0	0	0	0	0	0	0	0	0	0	0	0	0	0
	Sayasha Dua	0	0	0	0	0	0	0	0	0	0	0	0	0	0	0	0	0
b	Central Government/	0	0	0	0	0	0	0	0	0	0	0	0	0	0	0	0	0




	State Government(s)																	
c	Financial Institutions/ Banks	0	0	0	0	0	0	0	0	0	0	0	0	0	0	0	0	0
d	Any Other (specify)	0	0	0	0	0	0	0	0	0	0	0	0	0	0	0	0	0
	Sub-Total (A)(1)	2	8351613	0	0	8351613	57.7	8351613	0	8351613	57.88	0	57.7	0	0	0	0	8351613
2	Foreign	0	0	0	0	0	0	0	0	0	0	0	0	0	0	0	0	0
a	Individuals (Non-Resident Individuals/ Foreign Individuals)	1	290918	0	0	290918	2.01	290918	0	290918	2.02	0	2.01	0	0	0	0	290918
	Shailly Dua	1	290918	0	0	290918	2.01	290918	0	290918	2.02	0	2.01	0	0	0	0	290918
b	Government	0	0	0	0	0	0	0	0	0	0	0	0	0	0	0	0	0
c	Institutions	0	0	0	0	0	0	0	0	0	0	0	0	0	0	0	0	0
d	Foreign Portfolio Investor	0	0	0	0	0	0	0	0	0	0	0	0	0	0	0	0	0
e	Any Other (specify)	0	0	0	0	0	0	0	0	0	0	0	0	0	0	0	0	0
	Sub-Total (A)(2)	1	290918	0	0	290918	2.01	290918	0	290918	2.02	0	2.01	0	0	0	0	290918
	Total Shareholding of Promoter and Promoter Group (A)= (A)(1)+(A)(2)	3	8642531	0	0	8642531	59.71	8642531	0	8642531	59.89	0	59.71	0	0	0	0	8642531

Table III - Statement showing shareholding pattern of the Public shareholder



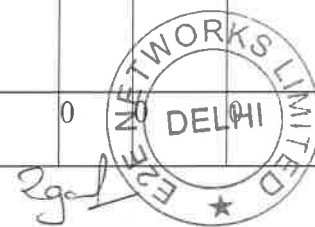
	Category & Name of the Shareholders (I)	Nos. of share holder (III)	No. of fully paid up equity share s held (IV)	Pa rtly pai d-up eq uit y sh are s held (V)	Nos. of shares underlyin g Depositor y Receipts (VI)	Total nos. shares held VII = IV+V+VI	Share hol ding % calcul ate d as per SCRR , 1957 As a % of (A+B+ C2) VIII	Number of Voting Rights held in each class of securities (IX)				No. of Shares Underl ying Outsta nding conver tible securit ies (includ ing Warra nts) (X)	Total shareholdi n g , as a % assuming full conversio n of convertible securities (as a percentag e of diluted share capital) (XI)	Number of Locked in shares (XII)		Number of Shares pledged or otherwise encumbere d (XIII)		Number of equity shares held in demateria liz ed form (XIV)	Sub-categorizatio n of shares		
								No of Voting Rights			Tot al as a % of Tot al Voti ng righ ts			No . (a)	As a % of tota l Sha r es held (b)	No. (N o t ap pli ca ble) (a)	As a % of total share s held (Not appli c able) (b)		Shareholding (No. of shares) under		
								Class X	C	Tot al									S u b - C a t e g o r y I	Su b- C at e g o r y II	Sub-Cate gory III
I	Institutions (Domestic)	0	0	0	0	0	0	0	0	0	0	0	0	0	0			0			
a	Mutual Funds	0	0	0	0	0	0	0	0	0	0	0	0	0	0			0			
b	Venture Capital Funds	0	0	0	0	0	0	0	0	0	0	0	0	0	0			0			
c	Alternate Investment Funds	2	880972	0	0	880972	6.09	880972	0	880972	6.11	0	6.09	0	0			880972			
	Airavat Capital Trust	1	452000	0	0	452000	3.12	452000	0	452000	3.13	0	3.12	0	0			452000			
	India Equity Fund 1	1	428972	0	0	428972	2.96	428972	0	428972	2.97	0	2.96	0	0			428972			
d	Banks	0	0	0	0	0	0	0	0	0	0	0	0	0	0			0			
e	Insurance Companies	0	0	0	0	0	0	0	0	0	0	0	0	0	0			0			
f	Provident Funds/ Pension	0	0	0	0	0	0	0	0	0	0	0	0	0	0			0			




	Funds																
g	Asset reconstruction companies	0	0	0	0	0	0	0	0	0	0	0	0	0	0	0	0
h	Sovereign Wealth Funds	0	0	0	0	0	0	0	0	0	0	0	0	0	0	0	0
i	NBFCs registered with RBI	0	0	0	0	0	0	0	0	0	0	0	0	0	0	0	0
j	Other Financial Institutions	0	0	0	0	0	0	0	0	0	0	0	0	0	0	0	0
k	Any Other (specify)	0	0	0	0	0	0	0	0	0	0	0	0	0	0	0	0
	Sub-Total (B)(1)	2	880972	0	0	880972	6.09	880972	0	880972	6.11	0	6.09	0	0		880972
2	Institutions (Foreign)	0	0	0	0	0	0	0	0	0	0	0	0	0	0	0	0
a	Foreign Direct Investment	0	0	0	0	0	0	0	0	0	0	0	0	0	0	0	0
b	Foreign Venture Capital Investors	0	0	0	0	0	0	0	0	0	0	0	0	0	0	0	0
c	Sovereign Wealth Funds	0	0	0	0	0	0	0	0	0	0	0	0	0	0	0	0
d	Foreign Portfolio Investors Category I	2	242865	0	0	242865	1.68	242865	0	242865	1.68	0	1.68	0	0		242865
	Airavat Capital India Fund	1	240000	0	0	240000	1.66	240000	0	240000	1.66	0	1.66	0	0		240000
e	Foreign	0	0	0	0	0	0	0	0	0	0	0	0	0	0	0	0



	Portfolio Investors Category II																
f	Overseas Depositories (holding DRs) (balancing figure)	0	0	0	0	0	0	0	0	0	0	0	0	0	0	0	0
g	Any Other (specify)	0	0	0	0	0	0	0	0	0	0	0	0	0	0	0	0
	Sub-Total (B)(2)	2	242865	0	0	242865	1.68	242865	0	242865	1.68	0	1.68	0	0		242865
3	Central Government / State Government(s)	0	0	0	0	0	0	0	0	0	0	0	0	0	0	0	0
a	Central Government / President of India	0	0	0	0	0	0	0	0	0	0	0	0	0	0	0	0
b	State Government / Governor	0	0	0	0	0	0	0	0	0	0	0	0	0	0	0	0
c	Shareholding by Companies or Bodies Corporate where Central / State Government is a promoter	0	0	0	0	0	0	0	0	0	0	0	0	0	0	0	0
	Sub-Total (B)(3)	0	0	0	0	0	0	0	0	0	0	0	0	0	0	0	0



4	Non-institutions	0	0	0	0	0	0	0	0	0	0	0	0	0	0	0	0
a	Associate companies / Subsidiaries	0	0	0	0	0	0	0	0	0	0	0	0	0	0	0	0
b	Directors and their relatives (excluding independent directors and nominee directors)	0	0	0	0	0	0	0	0	0	0	0	0	0	0	0	0
c	Key Managerial Personnel	0	0	0	0	0	0	0	0	0	0	0	0	0	0	0	0
d	Relatives of promoters (other than "Immediate Relatives" of promoters disclosed under "Promoter and Promoter Group" category)	0	0	0	0	0	0	0	0	0	0	0	0	0	0	0	0
e	Trusts where any person belonging to "Promoter and Promoter Group" category is "trustee", "beneficiary"	0	0	0	0	0	0	0	0	0	0	0	0	0	0	0	0



	, or "author of the trust"																	
f	Investor Education and Protection Fund (IEPF)	0	0	0	0	0	0	0	0	0	0	0	0	0	0			0
g	Resident Individuals holding nominal share capital up to Rs. 2 lakhs	5690	2007377	0	0	2007377	13.87	2007377	0	2007377	13.91	0	13.87	0	0			2007377
h	Resident Individuals holding nominal share capital in excess of Rs. 2 lakhs	25	1995162	0	0	1995162	13.78	1995162	0	1995162	13.83	0	13.78	0	0			1995162
	Kotapalli Ravoof Mohamedimran	1	230016	0	0	230016	1.59	230016	0	230016	1.59	0	1.59	0	0			230016
	Mukesh Kumar Raheja	1	448000	0	0	448000	3.09	448000	0	448000	3.1	0	3.09	0	0			448000
i	Non Resident Indians (NRIs)	101	107141	0	0	107141	0.74	107141	0	107141	0.74	0	0.74	0	0			107141
j	Foreign Nationals	1	324167	0	0	324167	2.24	324167	0	324167	2.25	0	2.24	0	0			324167
	Freeman Cameron Murray	1	324167	0	0	324167	2.24	324167	0	324167	2.25	0	2.24	0	0			324167




k	Foreign Companies	0	0	0	0	0	0	0	0	0	0	0	0	0	0	0	0
l	Bodies Corporate	36	116953	0	0	116953	0.81	116953	0	116953	0.81	0	0.81	0	0		116953
m	Any Other (specify)	99	112958	0	0	112958	0.78	112958	0	112958	0.78	0	0.78	0	0		112958
	Sub-Total (B)(4)	5952	4663758	0	0	4663758	32.22	4663758	0	4663758	32.32	0	32.22	0	0		4663758
	Total Public Shareholding (B)=(B)(1)+(B)(2)+(B)(3)+(B)(4)	5956	5787595	0	0	5787595	39.98	5787595	0	5787595	40.11	0	39.98	0	0		5787595



Table IV - Statement showing shareholding pattern of the Non Promoter- Non Public shareholder

	Category & Name of the Shareholders (I)	No. of share holder (III)	No. of fully paid up equity shares held (IV)	Partly paid-up equity shares held (V)	Nos. of shares underlying Depository Receipts (VI)	Total no. shares held (VII) = (IV)+(V)+(VI)	Shareholding % calculate d as per SCRR, 1957 As a % of (A+B+C2) (VIII)	Number of Voting Rights held in each class of securities (IX)				No. of Shares Underlying Outstanding convertible securities (including Warrants) (X)	Total shareholdin g . as a % assuming full conversion of convertible securities (as a percentage of diluted share capital) (XI)	Number of Locked in shares (XII)		Number of Shares pledged or otherwise encumbered (XIII)		Number of equity shares held in dematerialized form (XIV) (Not Applicable)
								No of Voting Rights			Total as a % of Total Voting rights			No.	As a % of total Shar es held	No. (No t ap pli ca ble)	As a % of total share s held (Not applic able)	
								Class X	Class Y	Tot al								
1	Custodian/DR Holder	0	0	0	0	0		0	0	0	0	0		0	0			0
2	Employee Benefit Trust / Employee Welfare Trust under SEBI (Share Based Employee Benefits and Sweat Equity) Regulations, 2021	1	45000	0	0	45000	0.31	0	0	0	0	0	0.31	0	0			45000
	Total Non-Promoter-Non Public Shareholding (C)= (C)(1)+(C)(2)	1	45000	0	0	45000		0	0	0	0	0		0	0			45000

Table V - Statement showing shareholding pattern of the Significant Beneficiary Owner (SBO)



	Name	PAN	Passport No. in case of a foreign national	Nationality	Details of holding/ exercise of right of the SBO in the reporting company, whether direct or indirect*					Date of creation / acquisition of significant beneficial interest
					Shares	Voting rights	Rights on distributable dividend or any other distribution	Exercise of control	Exercise of significant influence	

Table VI - Statement showing foreign ownership limits

	Particular	Approved Limits (%)	Utilized Limit (%)
--	------------	---------------------	--------------------

Table II- Unclaim Details

Details of Shares which remain unclaimed may be given here along with details such as number of shareholders, outstanding shares held in demat/unclaimed suspense account, voting rights which are frozen etc.	
No. of shareholders	No of share held

Table III- Unclaim Details

Details of Shares which remain unclaimed may be given here along with details such as number of shareholders, outstanding shares held in demat/unclaimed suspense account, voting rights which are frozen etc.	
No. of shareholders	No of share held

Table III- Person in Concert

Details of the shareholders acting as persons in Concert including their Shareholding			
Name of shareholder	Name of PAC	No. of share	Holding %

