

Ready To
Go!



Reading Reminders & Talking Tips!

You will read the book several times this month. Each time you read though; you'll choose different language concepts to pay attention to. Here's a sequence you can use:


Day One- Picture Walk: Look through the book with your student. Don't read it quite yet! Look at the cover, "What do you think this book is about?" Look through the pictures. You might use some of the partner prompts to give you ideas of what to talk about.

Day Two- First Reading: Read the book. Point to the words as you are reading. Don't worry too much about the partner prompts on this reading. Just focus on the pictures and words. Encourage the student to comment!

Day Three- Reading for Meaning: This reading is where we dig into the concepts in the story. Pay attention to the different BODY part words. You can also talk about "clean" and "dirty," even though these words are not used in the book. Make sure your student has a way to say these words, either using speech, or by finding the words on their AAC Board/Book/Device. Look for a "word list," "Things or Groups" page to find Body Parts. Look for "Describing" folders for "clean" and "dirty."

Day Four- Alphabet and Phonological Awareness: Help your student notice the words in the story. What letters do they start with? Are they long or short words? Let's make a list of all the clothing words we find.

Day Five- Write About It: Help your student create a simple core word poem about washing up. "I can wash my ____." "I can wash my ____."






Wash your body.
Are you ready Bob?

Not Yet!

Partner Prompt: Start modeling (pointing to symbols while talking) the words "wash," "you," "not."



Wash your neck.
Are you ready Sue?


Not Yet!



Wash your arms.
Are you ready Bob?

Not Yet!


Partner Prompts: Talk about the picture. "Is Bob dirty?" "Is Bob washing up?" "Is Bob ready yet?"



Wash your elbow.
Are you ready Sue?


Not Yet!

Partner Prompts: Read the text, “Are you ready Sue?” and then point to the body part, elbow. Talk about cleaning our body




Wash your tummy.
Are you ready Bob?

Not Yet!



Wash your legs
& knees too.
Are you ready Sue?

Not Yet!



Wash your feet.
Are you ready
Bob?


Not Yet!

Partner Prompts: Touch each word as you read it. Look for the word “you” and “not!”





Wash your hands.
Are you ready Sue?

Not Yet!



Are you ready
Bob & Sue?


Oops! Not yet.



Do NOT forget your clothes!

Partner Prompts: Talk about the different clothing you wear. If you are using an AAC book/device/app, find the clothing category.

Another core word book from the
All Year Core & More series!



Attribution-NonCommercial-NoDerivatives 4.0
International (CC BY-NC-ND 4.0)