


"He" is the one



WHY CORE?

"Without core vocabulary, it is impossible to discuss ideas that go beyond the here and now."

Nouns (fringe words) cannot be put together to form complete ideas, ask questions, share experiences.

There is a lot more to communication than requests." Karen Natoci



©DTA Schools 2023

Who is HE?

Looking at pictures, books, etc., sing this song. Reinforce with HE symbol card. Substitute the label of the person according to the picture or book you are using.

Who is HE? Who is HE?

HE is a bus driver.

HE is a bus driver.

Who is HE? Who is HE?


HE is a mailman.

HE is a mailman.

Continue the song with different people and in multiple situations.

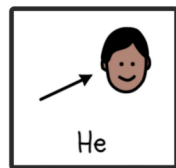


Introduction of Focus Word:

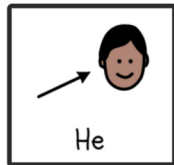


Definition:


- A male one who is neither speaker nor hearer.
- a male person or animal



Who is HE?




HE is very tired!



HE LOVES TO
READ?

Watch partners use the word or message in typical situations.



Name: _____

Focus Core Word:



AAC at Home

GAMES AT HOME

Parents, it is your turn to model AAC with your child. Use the "HE" symbol that you have posted in your home to complete each square below. Return to school once each activity is complete.

Locate every "He" in a storybook which contains this word. Point to, read and show your child the word on the page. Point to the "He" symbol of the picture.



Point to pictures of male characters in books. Point to the "He" symbol while you describe what you see. EX: "HE is wearing a red shirt. HE is excited. HE is running."



Point to male family members in family photos. Point to the symbol "He" as you talk. EX: "He is your uncle. He is taller than your aunt. He lives there. He is opening presents."



Play a "Who has ___?" game. Looking at pictures in a book or magazine ask "Who has (a blue shirt/brown hair/a bike)?" Point to character and model "HE does" while also using the HE symbol.



Play Legos or with similar toys with your child. Using a building or boat and a male figure. Model playing and narrate. "HE is on top. Oh look! HE is jumping down. HE is running."



Draw pictures with your child. Talk about the pictures using your HE symbol. EX: "Look, I drew what we saw at the park today. This is a boy that was playing. HE was sliding."



Looking at a family picture or picture in a book. Point to characters and ask your child silly questions. "Does HE have purple hair? No, HE has brown hair.", etc. Point to the HE symbol.



Use the QR code to share a video/song with your child. Use the HE symbol when appropriate during the song. Watch 5 times. You can extend this activity by making up new verses using HE.





Draw faces of 5 different emotions or show pictures showing feelings. Show your child I at a time and say what the person is and is not feeling. "HE looks happy. HE is sad", "HE is not mad. HE is tired", etc. Point to the HE symbol when appropriate.



Use this QR to watch a video about modeling AAC without expectation. Watch it on 3 different occasions before checking off as completed.





During family meals, games or other activities use the HE symbol to talk to the other family members. EX: Did HE finish his food? HE needs to take a bath. Even if your child is not part of the conversation, this will increase your use and AAC as part of your family language and support for your child's language development.

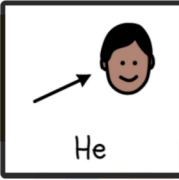


HE uses words. We know what HE wants. How would HE benefit from a device? Watch this video.






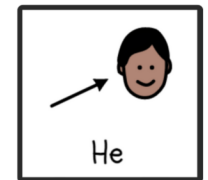



Practice saying the word or message in structured activities.

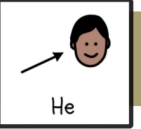


Name: _____ Date: _____

MAKE A MATCH

Connect the pictures to their matching word or symbol.





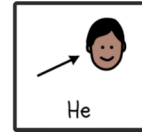
Name: _____ Date: _____

Adult: Read the sentence frame with your child. Point to the picture. Child: Reread the sentence with your parents help as needed.


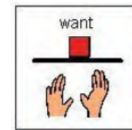
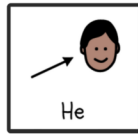
Complete the sentence by writing the correct missing core word to complete the sentences.



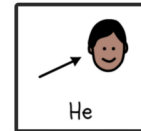
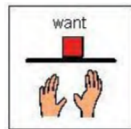
Who is _____ ?




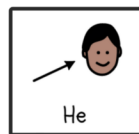
_____ does not like it.



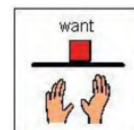
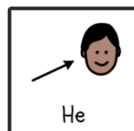

_____ is very tall.



Where is _____ hiding?




_____ is wearing blue, not pink.





Home AAC and Aided Stimulated Language



Use the symbol in daily conversation with your child present. When you have used the symbol and a statement within a room, paste an "HE" symbol within a box in that "room" on this page. Once each "HE" symbol has been pasted/completed, return the sheet to school.



(NOT symbol posted next to main door & available in several locations within family room)

Examples of use:

- *Did HE put it here?
- *Where is _____? Here HE is.
- *See your bus driver? HE is here.
- *HE does not like this show.
- " Look out the window. HE is a mailman.
- *HE has the remote.

--	--	--	--	--




(NOT symbol posted next to main door, near sink, & bathtub/shower)

Examples of use:

- *HE needs to brush his teeth.
- *HE forgot his towel.
- *HE needs to wash his hair.
- *HE is still wet.
- *Where is HE ?

--	--	--	--	--



(NOT symbol posted on fridge, at least 1 cabinet and 1 drawer & available on table)

Examples of use:

- *Look! HE ate all his fruit!
- *HE is helping with the dishes.
- *HE said HE doesn't like it.
- *I think HE is asking for more.
- *Pass this to your brother, HE needs this napkin.
- *See the boy in the picture? HE is eating green beans.

--	--	--	--	--



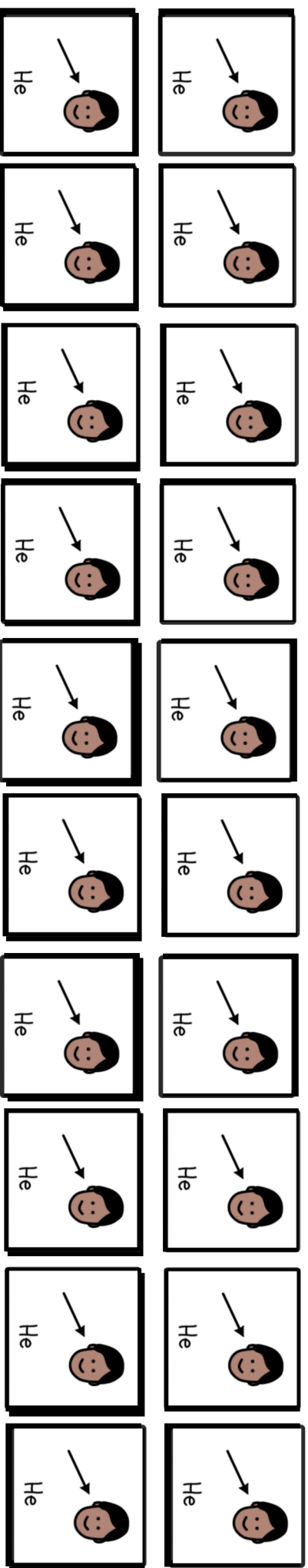
(NOT symbol posted on closet door, 1 drawer, etc.,)

Examples of use:



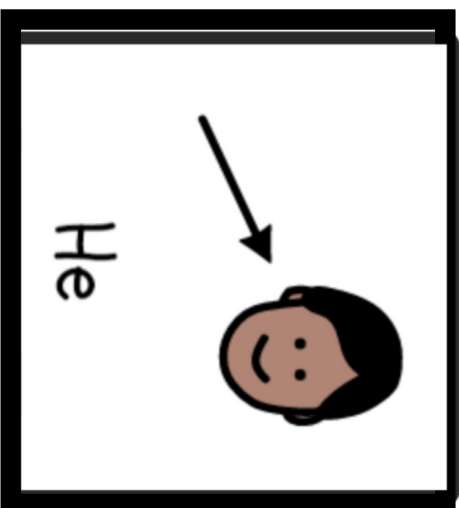
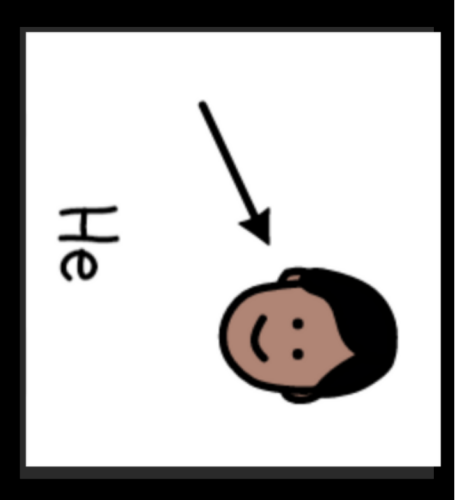
- *He said it was time for bed.
- *Where did HE say your toys are?
- *Your brother said HE is tired.
- *Your dad said HE has to work.
- *(with a story book) Look HE is sleeping.

--	--	--	--	--

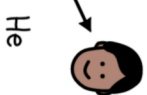
Cut these small symbols apart. Use them to complete the Home AAC and Language Stimulation homework page. Paste one symbol in a square when the symbol and focus has been used within a conversation with your child during daily activities. Once all the squares have been completed return the homework page to your child's teacher.



Cut the following symbols apart and post them in various rooms and areas of your home so that they can be easily pointed to or held during daily activities.



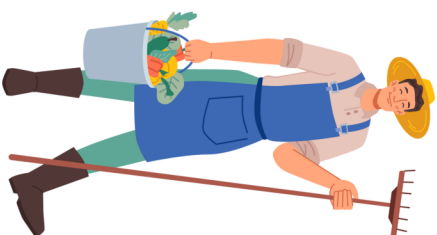

Practice saying the word or message in structured activities.



Name: _____ Date: _____

Student: Circle all the examples of the focus word. Adult: Model "HE": and use the picture symbol for appropriate pictures.

Note: If a picture is not an example of "HE ", adult can say "NOT ____" while using picture and shaking head.



not

