

# All "In"



## BUT WHY??

At the end of the day,  
we want the same  
thing. We want "our  
kids" to be able to  
share their thoughts,  
needs and feelings  
CLEARLY with anyone.

## Let's get "IN" Tune

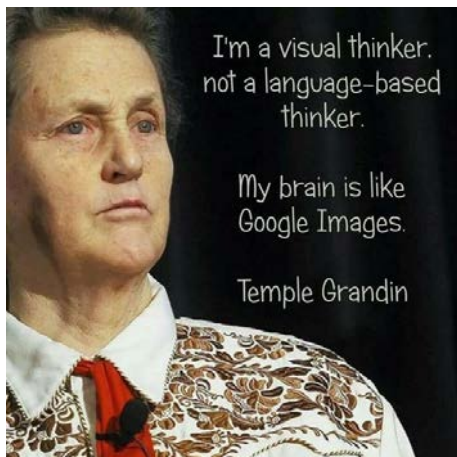
When you are IN the car,  
sing or chant this song 

We are riding IN  
the car, IN the car.

We are riding IN  
the car, IN the car.

We are riding IN  
the car to \_\_\_\_\_,  
It's not that far.

We are riding IN  
the car, IN the car!




# Introducing our focus word:



## Definition:

expressing the situation of being enclosed or surrounded by something



The bread is **IN** the bag



She is **IN** a coat.



The food is **IN** the fridge.

Watch partners use the word or message in typical situations.

Name: \_\_\_\_\_

Focus Core Word:



# AAC at Home SCAVENGER HUNT



Parents, it is your turn to model AAC with your child. Use the "in" symbol that you has posted in your home to complete each square below. Return to school once each activity is complete.

Locate every "IN" in a storybook. Point to, read and show your child the word on the page. Point to the "in" symbol of the picture.



\_\_\_\_\_

Get your child to help put the silverware away. Each time you put 1 item IN say "The silverware goes IN the drawer." and point to the "in" symbol



\_\_\_\_\_

While putting clothes in a hamper, gain child's attention. Point to Symbol of IN and say "clothes go IN the hamper". Repeat while putting the clothes "in".



\_\_\_\_\_

When it is bed time, point to IN symbol and tell child "Let's go IN the bedroom." Once there, "Time to get IN bed"



\_\_\_\_\_

While child is dressing, point to IN symbol & say "You are putting your arm IN the sleeve. Now put your leg IN your pants".



\_\_\_\_\_

Look at some family pictures with your child. Talk about who is IN the picture(s) & point to the symbol "IN". EX: Look, Mom is IN the picture!



\_\_\_\_\_

When doing laundry, have child help carry clean close to drawers/closet. Point to IN symbol and talk about different items being out IN drawer/closet.



\_\_\_\_\_

After dinner, have child help with clean up. Say statements such as "The cup goes IN the sink. The napkin goes IN the trash." Point to IN symbol while talking.



\_\_\_\_\_

Gain your child's attention. Say, "Let's find all the cars IN your room." Continue finding items IN different rooms using similar statements and the "IN" symbol.



\_\_\_\_\_

Ask you child "Do you want to get IN the bath or IN the shower?" when it is time to bath. Point to the IN symbol when you ask the question.



\_\_\_\_\_

Watch a 30 minute age appropriate show. Make statements as you are watching and incorporate IN verbally and with the symbol. For example: He is IN a car.



\_\_\_\_\_

When it is time to go somewhere, say to your child "It is time to get IN the car.", while pointing to the symbol.



\_\_\_\_\_



Student Name: \_\_\_\_\_ Date completed: \_\_\_\_\_

**TAKE IN**

# Home AAC and Aided Stimulated Language

Use the "IN" symbol in daily conversation with your child. When you have used the symbol and a statement within a room, paste an "IN" symbol within a box in that "room" on this page. Once each "IN" symbol has been pasted/completed, return the sheet to school.



(IN symbol posted next to main door & available in several locations within family room)

Examples of use:

- \*Go put your shoes IN your room.
- \*Jackets go IN the closet.
- \*Time to go get IN the car.
- \*Plug IN your device.



(IN symbol posted next to main door, near sink, & bathtub/shower)

Examples of use:

- \*Get IN tub/shower.
- \*Put IN hair.
- \*Towels are IN the cabinet.
- \*Spit IN sink.
- \*Put IN hamper/basket



(IN symbol posted on fridge, at least 1 cabinet and 1 drawer & available on table.)

Examples of use:

- \*Sit IN your chair.
- \*Cups go IN the sink.
- \*Napkin goes IN the trash.
- \*Put the spoons IN the sink.
- \*The milk is IN the fridge.

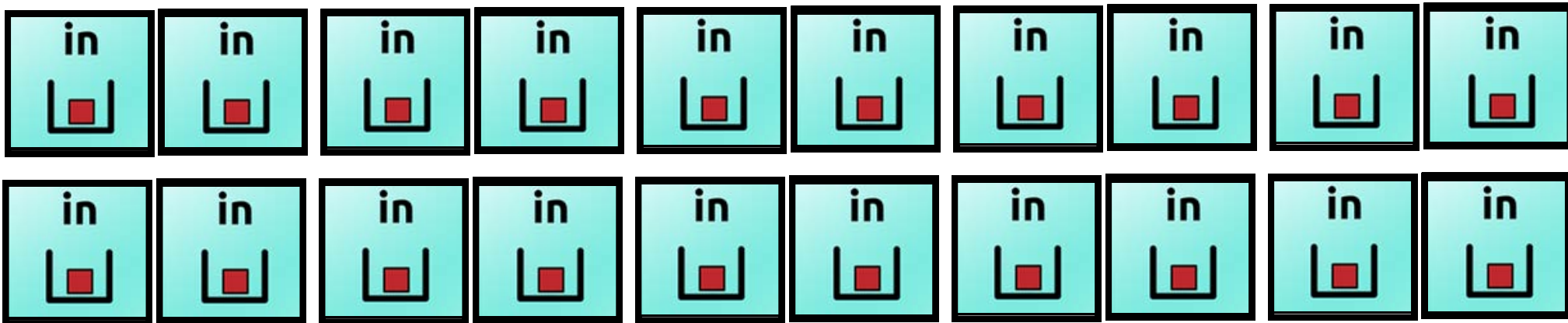


(IN symbol posted on closet door, 1 drawer, etc.)

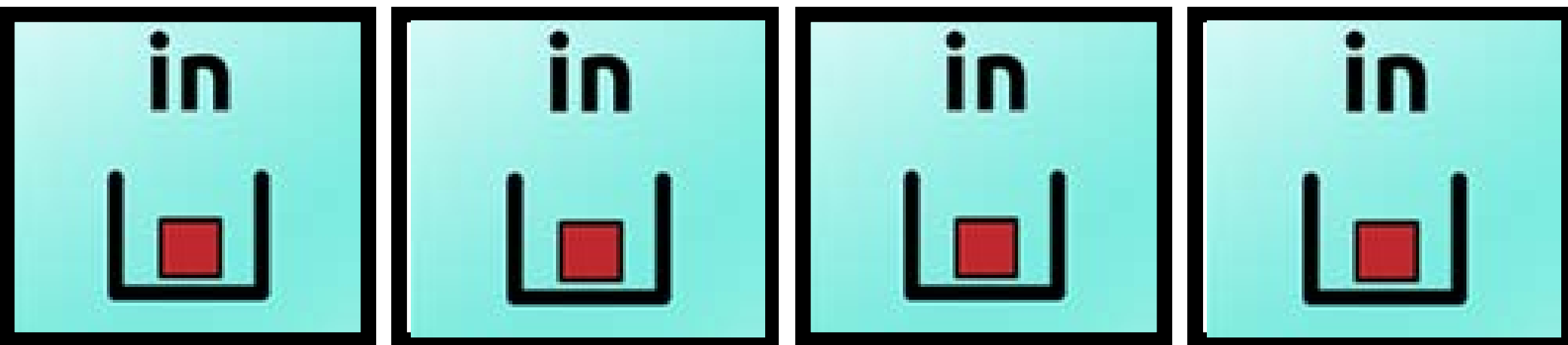
Examples of use:

- \*Time to get IN bed.
- \*You are putting your feet IN your shoes.
- \*Let's get IN your PJs.
- \*This goes IN the drawer.
- \*That goes IN your closet.

Cut these small "in" symbols apart. Use them to complete the Home AAC and Language Stimulation homework page. Paste one symbol in a square when the symbol and word "IN has been used within a conversation with your child during daily activities. Once all the squares have been completed return the homework page to your child's teacher.



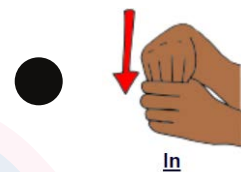


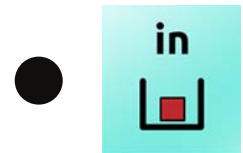
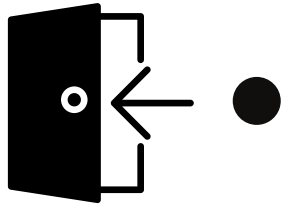
Cut the following symbols apart and post them in various rooms and areas of your home so that they can be easily pointed to or held during daily activities.



Name: \_\_\_\_\_ Date: \_\_\_\_\_

# MAKE A MATCH

Connect the pictures to their matching word or symbol.



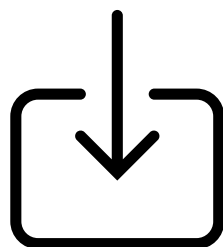





Practice saying the word or message in structured activities.

Name: \_\_\_\_\_ Date: \_\_\_\_\_

Student: Circle all the examples of "IN". Adult: Model "IN" and use the picture symbol "in" for appropriate pictures.

Note: If a picture is not an example of "IN", adult can say "NOT IN" while using picture and shaking head.




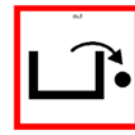
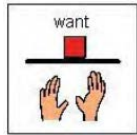
Practice saying the word or message in structured activities.

Name: \_\_\_\_\_ Date: \_\_\_\_\_

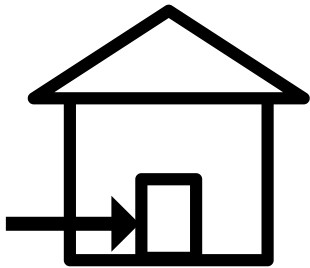
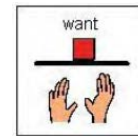

Adult: Read the sentence frame with your child. Point to the picture. Child: Reread the sentence with your parents help as needed.  
Complete the sentence by writing the correct missing core word to complete the sentences.




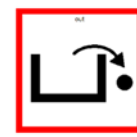
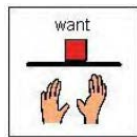
The cat is sitting \_\_\_\_\_ the box.




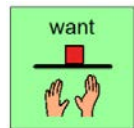
Cereal is not \_\_\_\_\_ the bowl.



It's time to go \_\_\_\_\_ the house.



There is no more milk \_\_\_\_\_ the carton.



The toy is \_\_\_\_\_ the bedroom.

