

Wait, What??

WHAT IS AT THE CORE?

Core words account for approximately 60 - 80% of the words that we say every day.

They are a small set of simple words, that are used frequently and across contexts. They are used as base of sentences to build ideas and give a much clearer picture of what someone is thinking than just using nouns or labels.

"What do you see?"

** use the QR code to learn and practice the song through YouTube while pointing to the "what" symbol when the word occurs in the song. Then recreate or change the song as you drive down the road or in other activities.



What do you see?, What do you see?
I see a tree. I see a tree.

What do you see? What do you see?
I see a bus. I see a bus.

Continue to create your own versus.

WHAT?



Go on an AAC Journey

The best place to start is where you are now.



PrAACtical AAC



Introduction of Focus Word:



Definition:

Asking for information specifying something.



WHAT is your name?



WHAT is the weather?



WHAT DID YOU
DO, TODAY?

Watch partners use the word or message in typical situations.

Name: _____

Focus Core Word:



AAC at Home SCAVENGER HUNT



Parents, it is your turn to model AAC with your child. Use the "What" symbol that you have posted in your home to complete each square below. Return to school once each activity is complete.

Locate every "what" in a storybook. Point to, read and show your child the word on the page. Point to the "what" symbol of the picture.

☐ _____

Ask your child "What do you want to eat?" while pointing to the "what" symbol. Do this for breakfast, lunch, dinner and snacks.

☐ _____

Get 6 small pieces of paper. Write what on 2 pieces of paper. Repeat with the words in and all. Turn all pieces of paper. Have your child pick 2, turn over, point to the matching symbol card and read aloud. If the words match do a silly dance or give your child a small treat for making a match. Continue this word matching game several turns.

☐ _____

Ask your child to choose a storybook. Sit with your child in their bedroom on their bed. Point to the picture symbol "what" as you start the question, "what is this?" then point to a picture in the storybook. Then name the item pointed to in the book. Repeat this at least 4 more times during this story time.

☐ _____

When you are leaving the house or other appropriate times, use your "what" symbol that is posted near the door and ask "What is the weather?" at least 3 times.

☐ _____

At bath time, as "What" questions & point to the "what" symbol each time. For ex: What do you need before you get in the bath? towel, What's next? Wash hair., What PJs are you going to wear.? etc.

☐ _____

Put away dishes with your child helping. Pointing to the word symbol "What" each time it is used, ask your child what different pieces of kitchen tools are. For ex., hold up fork, pt., to symbol and ask "WHAT is this?". Repeat with at least 5 other kitchen items.

☐ _____

When your child is choosing and/or putting clothing items, point to the "What" symbol posted in the bedroom and ask 5 different what questions, "WHAT color do you want to wear?", etc.

☐ _____

Read "Brown Bear, Brown Bear" or use the QR code to watch the read aloud. Every time the word "What?" is used, point to the "What?" symbol.



☐ _____

Watch or sing, "Going On a Bear Hunt". Pair the word symbol "What?", each time that it occurs in the song. Do on at least 5 different days. This QR code is for a fun version.



☐ _____

Ask your child 5 different "What" questions throughout the day while pairing with the "What" symbol. For ex: "What is this? What are you doing?". etc.

☐ _____

During 5 different dressing activities, show your child 2 pieces of clothing (i.e., 2 shirts, 2 pairs of pants. etc.) along with the "What" symbol, ask "What do you prefer to wear?"

☐ _____


Name: _____ Date: _____

MAKE A MATCH

Connect the pictures to their matching word or symbol.



snowy




Name: _____ Date: _____

Adult: Read the sentence frame with your child. Point to the picture. Child: Reread the sentence with your parents help as needed.

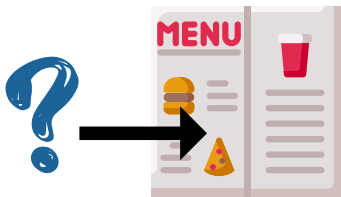

Complete the sentence by writing the correct missing core word to complete the sentences.



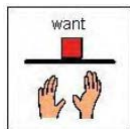
I do not know _____ that is.



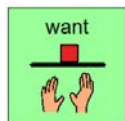
_____ movie do you want to see?



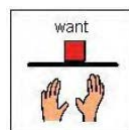
Is this _____ you want to eat?



I don't know _____ to do next.



_____ is your phone number?



Student Name: _____

Date completed: _____



TAKE IN

Home AAC and Aided Stimulated Language

Use the "what" symbol in daily conversation with your child. When you have used the symbol and a statement within a room, paste an "what" symbol within a box in that "room" on this page. Once each "what" symbol has been pasted/completed, return the sheet to school.



(WHAT symbol posted next to main door & available in several locations within family room)

Examples of use:

- *WHAT goes here?
- *WHAT do you see?
- *Let's see WHAT is in here.
- *Let's see WHAT the weather is.
- *I don't know WHAT this is called.
- *I wonder WHAT happens next.

--	--	--	--	--



(WHAT symbol posted next to main door, near sink, & bathtub/shower)

Examples of use:

- *You know WHAT to do.
- *WHAT do you need?
- *WHAT is the shampoo for?
- hair"
- *WHAT do you brush your teeth with?
- *WHAT is this?

--	--	--	--	--



(WHAT symbol posted on fridge, at least 1 cabinet and 1 drawer & available on table.)

Examples of use:

- *WHAT are you eating?
- *WHAT do you want to drink?
- *Look at WHAT I bought for snack.
- *I don't know WHAT is for dinner.
- *WHAT cereal do you want?

--	--	--	--	--



(WHAT symbol posted on closet door, 1 drawer, etc.)

Examples of use:


- *WHAT should we play?
- *Do you know WHAT we need?
- *WHAT color shirt do you want?
- *WHAT goes in the toy box?
- *WHAT do you do with the Ipad when it is time for bed?

--	--	--	--	--

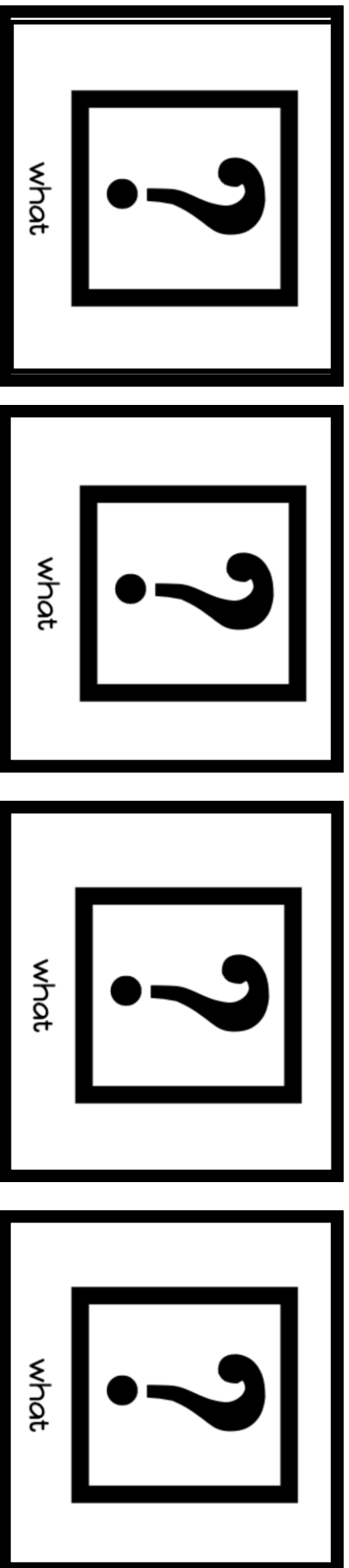
TAKE IN



Cut these small symbols apart. Use them to complete the Home AAC and Language Stimulation homework page. Paste one symbol in a square when the symbol and focus has been used within a conversation with your child during daily activities. Once all the squares have been completed return the homework page to your child's teacher.



Cut the following symbols apart and post them in various rooms and areas of your home so that they can be easily pointed to or held during daily activities.





Name: _____ Date: _____

Student: Circle all the examples of the focus word. Adult: Model "WHAT": and use the picture symbol for appropriate pictures.

Note: If a picture is not an example of "WHAT", adult can say "NOT WHAT" while using picture and shaking head.

