

forget me "NOT"



BIG FAT WHY?

Core Vocabulary is important because this ensures the child is not limited to requesting nouns (e.x. "I want cookie"). Using Core Vocabulary gives a child access to high frequency, re-usable words and variations of words.

*'I can remember the frustration of not being able to talk. I knew what I wanted to say, but I could not get the words out, so I would just scream.'
~Temple Grandin~*



NOT the weather

In the car or other locations, sing or chant this song.



Is it snowy? Is it snowy?
Is it snowy, today?

No, it's not.

Is it stormy? Is it stormy?
Is it stormy, today?

No, it's not.

Continue the song with different kinds of weather.



Introducing our focus word:



Definition:


a little word that helps you
express negation, denial, refusal,
or prohibition



I am NOT eating that!



Do NOT touch!



It does NOT work.

Watch partners use the word or message in typical situations.

Name: _____

Focus Core Word:



AAC at Home

GAMES AT HOME



Parents, it is your turn to model AAC with your child. Use the "NOT" symbol that you have posted in your home to complete each square below. Return to school once each activity is complete.

Locate every "NOT" in a storybook which contains this word. Point to, read and show your child the word on the page. Point to the "NOT" symbol of the picture.



Point to a different body parts on your child and playfully say "This is a (nose/finger/ear). It is NOT a food/animal/toy." Point to the NOT symbol.



Point to family or other pictures. Ask your child "Is that Mickey Mouse? No, that's NOT Mickey Mouse. That's ____". Point to the NOT symbol.



Using "Go Fish" or other cards. Give your child and yourself 5 cards each. Take turns showing each other 1 card. Practice "I do NOT" have a (matching card). Point to the NOT symbol.



Hide a toy or item from your child. Together "hunt" for the item. When looking in various places, model "It's NOT here." or "It's NOT under the bed", etc. Point to the NOT symbol.



Offer different 3 non-preferred snack items to your child. Model "I do NOT want. I do NOT like.", each time your child rejects the offer. Point to the NOT symbol.



Looking at a family picture or picture in a book. Point to characters and ask your child silly questions. "Does he have purple hair? No, he does NOT have purple hair.", etc. Point to the NOT symbol.



Ask your child to clean up toys or other items with you, 3 different times in the same day. When your child tries to stop or put things in the incorrect place. Tell them "We are NOT finished." or "That does NOT go there." Point to the NOT symbol posted in the room.



Draw faces of 5 different emotions or show pictures showing feelings. Show your child 1 at a time and say what the person is and is not feeling. "He is NOT happy. He is sad", "He is NOT mad. He is tired", etc. Point to the NOT symbol.



Use this QR code, share the video with your child and sing the song together 3 times. Point to the NOT symbol.



Play cars with your child. Ask your child "Can I have a car?" when they give you a car say "NOT that one. Can I have the green/blue/etc., car?" Continue and repeat several times. Point to the NOT symbol.



Ask your child to help you put the dishes away. When you see your child putting something in the wrong place, say "It does NOT go there". Point to the NOT symbol.



Name: _____ Date: _____

MAKE A MATCH

Connect the pictures to their matching word or symbol.



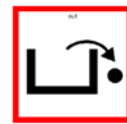
Name: _____ Date: _____

Adult: Read the sentence frame with your child. Point to the picture. Child: Reread the sentence with your parents help as needed.

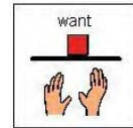
Complete the sentence by writing the correct missing core word to complete the sentences.



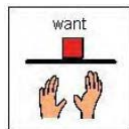
This is _____ milk.




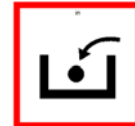

He does _____ like it.



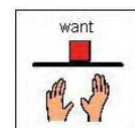
I can _____ get in the house.



He is _____ sleeping.



This is _____ an airplane.



Student Name: _____

Date completed: _____



TAKE IN

Home AAC and Aided Stimulated Language

Use the "Not" symbol in daily conversation with your child. When you have used the symbol and a statement within a room, paste an "Not" symbol within a box in that "room" on this page. Once each "Not" symbol has been pasted/completed, return the sheet to school.



(NOT symbol posted next to main door & available in several locations within family room)

Examples of use:

- *That is NOT where it goes.
- *It is NOT time for TV.
- *I can NOT find my keys.
- *We do NOT need the remote.
- " It is NOT sunny today.
- *We can NOT leave without our coats.

--	--	--	--	--



(NOT symbol posted next to main door, near sink, & bathtub/shower)

Examples of use:

- *You did NOT brush your teeth.
- *Let's NOT forget our towel.
- *Towels do NOT stay on the floor.
- *It is NOT here.
- *We did NOT wash hair, today.

--	--	--	--	--



(NOT symbol posted on fridge, at least 1 cabinet and 1 drawer & available on table)

Examples of use:

- *Do NOT get up til you finish eating.
- *No cookies. You did NOT eat dinner.
- *You do NOT have a napkin.
- *I am NOT finished eating.
- *The cereal is NOT put away.

--	--	--	--	--



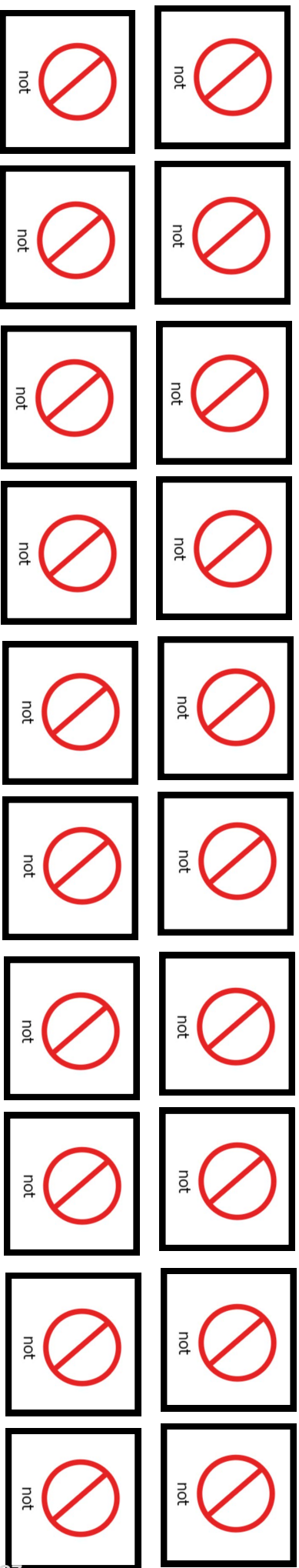
(NOT symbol posted on closet door, 1 drawer, etc.)

Examples of use:


- *It is NOT time to play.
- *Do NOT forget your socks.
- *Your shoes are NOT here.
- *The toys do NOT go here.
- *Do NOT get out of bed.

--	--	--	--	--

Cut these small symbols apart. Use them to complete the Home AAC and Language Stimulation homework page. Paste one symbol in a square when the symbol and focus has been used within a conversation with your child during daily activities. Once all the squares have been completed return the homework page to your child's teacher.



Cut the following symbols apart and post them in various rooms and areas of your home so that they can be easily pointed to or held during daily activities.





Name: _____ Date: _____

Student: Circle all the examples of the focus word. Adult: Model "NOT": and use the picture symbol for appropriate pictures.

Note: If a picture is not an example of " ", adult can say "NOT ____" while using picture and shaking head.

