



Bitcoin Diploma

Financial Education for the Bitcoin Era

Student Workbook

English Version | March 2023

My First Bitcoin has created this work and made it freely available under **Creative Commons**.

This work is licensed under
Creative Commons
Attribution-ShareAlike
4.0 International (CC BY-SA 4.0)



Bitcoin Diploma

Financial Education for the Bitcoin Era



Student Workbook

English Version | March 2023



Acknowledgments

The Bitcoin Diploma has been a wild success and one that has grown faster than anyone expected. We'd like to give credit to all the wonderful people who got us here.

Dalia Platt is the curriculum development lead and the driving force behind our content from the start. She is a rockstar. She has had great help for this edition from some amazing contributors, including Madelyn Hereford, Greg Foss, Ronny Avendano, Alejandro Galán, Evelyn Lemus, Gerardo Linares, Marc Platt, Jim Platt, Napoleón Osorio, Victor Yasbek, Robert Malka, and Arel Edelkamp. Gloriana Solano, Raul Guirola, Giacomo Zucco, Gerson Martinez, Vriti Saraf and others supported earlier editions. Gerardo Apostolo and Enrique Jubis, with ACTIVA, also contributed their incredible work.

The Bitcoin Diploma story began in February 2022 at a meeting at *La Pacheco*, a public school in San Marcos, El Salvador. Among those present were the school's innovative director, Asael Rodriguez, bitcoin education advocate and congressman, Rodrigo Ayala, and the community builder for Ibex Mercado, Carlos Toriello, who invited other Bitcoiners, myself included, to come tour the school and discuss education.

The first Bitcoin Diploma students began in April, with early support from Ibex as well as hundreds of individual donors. By June, the first group of 38 students graduated at *La Pacheco* and we began to expand. With tremendous support from new donors and sponsors, including Bitfinex, local mayors, and Bitcoin Beach, enrollment has continued to more than double in size every ten weeks, a trend which will allow us to reach thousands of students all over the country this year. In February 2023, delivery of the curriculum began in Guatemala with plans to bring it to many more nations before the year's end, including Colombia, Honduras, South Africa, Ecuador, and the United States. Donations from those programs will subsidize even more students in El Salvador.

The Bitcoin Diploma workbook has been made open source. It is freely available and has been translated, printed out, and independently taught to communities around the world, from South Korea to Uruguay.

Mi Primer Bitcoin is a non-profit with a singular mission—to provide quality, independent and impartial, community-based Bitcoin education to everyone in El Salvador as fast as possible. As the first nation to adopt Bitcoin, El Salvador will be an example to the world; we get to decide what sort of example that will be. Our vision is to teach a nation and change the world. I know that sounds crazy, but I think we are well on our way and the Bitcoin Diploma is a big part of that.

For a better world,

John Dennehy

Founder

Mi Primer Bitcoin

March 2023

Table of Contents

Chapter #1 - The Power of Money	11
1.0 Ready?	12
1.1 Class Discussion: What is Money?	12
1.2 The Limited World-Navigating Scarcity in a Growing Economy	13
1.3 Definition of Money	15
1.3.1 We Can Use It, but Can We Define It?	15
1.3.2 Functions of Money	17
1.3.3 Money Characteristics	18
1.3.4 Types of Money	21
Chapter #2 - From Barter to Bitcoin and CBDCs: A History of Money	27
2.0 Introduction	28
2.0.1 Class Exercise: Barter Game	28
2.1 Early Forms of Money	30
2.2 Commodities to I.O.U's	31
2.3 Transition from Sound Money to Unsound Money	32
2.4 Where are We Today?	35
2.5 The Price of Control: A Look at Surveillance, Censorship, and Regulation	35
2.5.1 The Rise of a Cashless Society	35
2.5.2 Surveillance	40
2.5.3 Financial Regulations and Censorship	40
Chapter #3 - Uncovering the Dark Side of Fiat	45
3.0 Class Exercise: The Effects of Inflation: An Auction Activity	46
3.1 The Biggest Threats to Your Money: Inflation, Debasement, and Purchasing Power Loss	48
3.2 Debt: The Fine Line Between Help and Harm	52
3.3 The Fed and It's Partners: How the Government and Banks Control Money Supply	53
3.4 The Magic of Money Creation	55
3.4.1 The Time Value of Money and Its Role in Economic Growth	55
3.4.2 Saving Money In a Hard Time	56
3.4.3 Fractional Reserve Banking	57
3.4.4 Class Exercise: Fractional Reserve Banking	58

Chapter #4 - The Future is Decentralized: Empowering Individuals	63
4.0 From Crisis to Innovation: The Cypherpunks and the Creation of a Decentralized Digital Currency	64
4.1 Abuse of Centralization	64
4.1.1 Centralized Systems	64
4.1.2 Counting the Middlemen: A Look at the Intermediaries in a Credit Card Transaction	66
4.2 A Powerful Tool for Overcoming the Limitations of Centralization	68
4.2.1 Class Exercise: Decentralized Consensus Game with Bad Actors	69
4.3 Transactions are Just Agreements to Trade	70
4.3.1 To Trust or Not to Trust	70
4.3.2 Let's Swap Trust for Rules	71
4.4 Unlocking the Power of the Blockchain: A Technology Revolutionizing the Future	72
Chapter #5 - Unveiling the Future of Money: An Introduction to Bitcoin	75
5.0 The Mysterious Creator of Bitcoin: Uncovering the Identity of Satoshi Nakamoto and His White Paper	76
5.1 Introduction to Bitcoin and bitcoin	78
5.1.1 What is bitcoin? What is Bitcoin?	78
5.1.2 What is the difference between Bitcoin and bitcoin?	79
5.1.3 Why learn about bitcoin when I can't afford It?	79
5.1.4 What is bitcoin made of?	79
5.1.5 Why is bitcoin good money?	80
5.1.6 Why should I care?	80
5.1.7 How do you use bitcoin?	81
5.1.8 How do you send or spend bitcoin?	81
5.1.9 How do you receive bitcoin?	81
5.1.10 Can Bitcoin be shut down?	81
5.1.11 How does the blockchain keep track of who spends which bitcoin?	82
5.1.12 How do new bitcoin enter the network?	82
5.1.13 What is a bitcoin transaction?	82
5.1.14 Are bitcoin transactions secure?	84
5.2 Who's Who and What's What in the Bitcoin World?	87
5.3 Walk Me Through an Actual bitcoin Transaction	89
5.3.1 Class Exercise: Bitcoin Transactions in Action	93
5.4 What Gives bitcoin Its Value?	95



Chapter #6 - Bitcoin Wallets: Navigating Self-Custody and the Lightning Network

for Secure Transactions	99
6.0 From Novice to Pro: Navigating the World of the Bitcoin Wallet	100
6.1 The Process of Onboarding and Securing your bitcoin	103
6.1.1 Class Exercise: Mastering Self-Custody and Using Your Wallet With Confidence	104
6.1.2 Class Exercise: How do I Receive bitcoin (in detail)	105
6.1.3 Class Exercise: How Do I Send bitcoin and Pay for Goods and Services (in detail)	105
6.2 On-Chain vs. Off-Chain	106
6.3 The Lightning Network	107
6.3.1 A Lightning Transaction	109
6.3.2 Class Exercise: Lightning Wallet Relay Race	112
6.3.3 Class Exercise: Lightning Online Interactive Demo	112

Chapter #7 - Unlocking the Secrets of Bitcoin's Inner Workings: The Math, Mempool, and UTXOs

115

7.0 Putting the Double Spend Issue to Rest: Understanding Bitcoin's Solution	117
7.1 Tracking Your Coin's Journey	119
7.2 Security and Secrecy	122
7.3 The "Mempool" or Memory Pool: Understanding the Holding Tank of Bitcoin Transactions	127
7.3.1 Class Exercise: On Hold: Examining the Unconfirmed Transactions of the Bitcoin Network	128
7.4 Behind the Blocks: The Mystery of Bitcoin Scripting	129
7.4.1 A Technical Dive into Bitcoin Transactions	131

Chapter #8 - Building the Chain of Security: Understanding the Process of Bitcoin Mining and its Role in the Blockchain

135

8.0 Uncovering the Gems of the Blockchain: Meet the Miners and the Mining Process	136
8.1 The Dynamic Rewards System of Bitcoin Mining: Block Rewards, Transaction Fees, and Halvings	137
8.2 The Vital Task of Bitcoin Mining: Securing the Blockchain	139
8.3 Dissecting the Block	142

8.4	Rehashing the Hashes-No Pun Intended	146
8.5	The Step-by-Step Process of Mining a Block	148
8.5.1	Class Exercise: Mining Interactive Exercise	150
8.5.2	Summary of the transaction from start to finish	151
8.5.3	Don't Trust, Verify	152
8.6	Class Exercise: Transaction with UTXO's	153
Chapter #9 - Why Bitcoin's Intrinsic Value Is More Than Skin Deep		157
9.0	Why Bitcoin?	158
9.1	The Future of Bitcoin	158
9.1.1	The Lindy Effect	159
9.2	Using Bitcoin for More Than Just Digital Money	160
9.3	The Challenges	161
9.3.1	The Regulatory Environment for Bitcoin	161
9.3.2	Understanding the Energy Usage of Bitcoin Mining	162
9.4	The Risks	163
9.5	Trading and Investing in bitcoin	164
Chapter #10 - From Bits to Bitcoin: Piecing Together the Puzzle		171
10.0	Just Some Facts, a Few Jokes... and the Lingo	172
10.1	Mi Primer Bitcoin Final Project Submission and Evaluation Guidelines	174
Additional Resources		177
Glossary		181




Why Bitcoin?

Critical Thinking. Why is *Bitcoin* important to you and how do you think it will change humanity?

Bitcoin Diploma

*A Ten Week Transformational Journey
Through Independent, Impartial,
Quality, and Free Education*



Whatever **Bitcoin** may be; most people do not yet understand what this controversial and influential innovation is about and how it works. *This is an award-winning documentary that helps you answer those questions.*



It is essential to have a firm grasp on the basics of money, its history, and the current financial system before studying **Bitcoin**. Understanding these concepts provides a strong foundation for comprehending the unique and disruptive nature of **Bitcoin**. By learning about the evolution of money, you will be able to better understand the potential and limitations of the current financial system and how **Bitcoin** aims to address them. Without this foundation, it may be challenging to fully appreciate the significance and potential impact of **Bitcoin**. Trust the process of learning and stay focused, as the reward of a deeper understanding and appreciation of this cutting-edge field will be well worth it.

A Message from Our Founder





Chapter #1

The Power of Money

- 1.0 Ready?
- 1.1 Class Discussion: What is Money?
- 1.2 The Limited World-Navigating Scarcity in a Growing Economy
- 1.3 Definition of Money
 - 1.3.1 We Can Use It, but Can We Define It?
 - 1.3.2 Functions of Money
 - 1.3.3 Money Characteristics
 - 1.3.4 Types of Money


The Power of Money

1.0 Ready?

Bitcoin has been called many things - a fad, a scam, "magic internet money." But behind the hype, there is a powerful technology that has the potential to change the way we think about and use money; the potential to change the world in a way that "normal people" like you and me have the opportunity to build wealth, become truly free and live the lives we want to live. In this course, we will explore the flaws and limitations of our current financial system and how **Bitcoin** offers a potential solution. So, if you're ready to go beyond the headlines and learn about the real possibilities of **Bitcoin**, let's dive in!




Hi! I'm **Satoshi**, an interactive assistant who will help you throughout the *Bitcoin Diploma*. I will give you data and recommendations to better understand.



1.1 Class Discussion: What is Money?

- Please do not eat the piece of candy placed on your desk yet.
- Who would be willing to trade their candy for a US\$1 bill?
- Now, keep your hands up if you would still be willing to do the trade your candy for a \$1 monopoly bill instead for your piece of candy?
 - Why or why not?



The only difference between these two notes, is *your belief* that one has more value than the other.

- What makes one bill so desirable and another one as good as trash?
- What gives money its "value"?
- Where does money come from and who decides how much of it to print?
- Why not print more money and distribute among everyone equally?
- Is money backed by gold? Or, by any other commodity?
- How many people still use cash anyways?

1.2 The Limited World: Navigating Scarcity in a Growing Economy

Imagine you are stranded in a desert and you only have one bottle of water left. You are thirsty and desperate for a drink, but you also know that you will need the water to survive until you can find more. This is a classic example of scarcity - you only have a limited amount of a resource (water) and you must make a choice about how to use it.

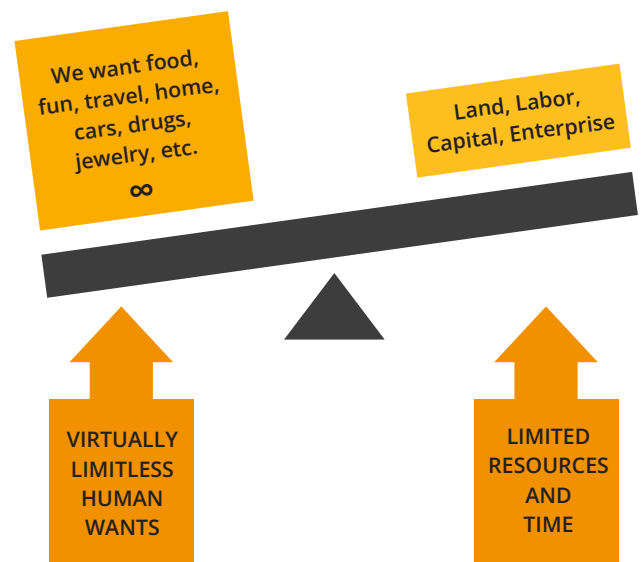
In this situation, you might decide to ration it and take small sips over a longer period of time, in order to make it last as long as possible. Alternatively, you might decide to drink as much as you can in one go, hoping that the burst of hydration will give you the energy you need to find more water. Regardless of which choice you make, you are faced with a difficult decision.



Scarcity forces us to weigh the pros and cons of how we use our resources and make trade-offs.

In this case, the choice is between quenching your *immediate* thirst and conserving the water for *later*.

This concept of *scarcity* applies to all kinds of resources, not just water. Whether it's money, time, or even love and attention, we are constantly faced with choices about how to allocate our limited resources.



- There are two types of scarcity: **man-made scarcity** and **natural**.
 - **Man-made scarcity**, also known as *centralized scarcity*, includes things like limited edition designer bags, rare sports cards, and numbered art pieces. These can be easily replicated or counterfeited.
 - **Natural scarcity**, also known as *decentralized scarcity*, includes things like salt, shells, and precious metals like gold. These are harder to replicate or counterfeit.
- The main difference between the two is control. Centralized scarcity is controlled by a single entity, like a company or government, while decentralized scarcity is not controlled by anyone.

Scarcity affects our choices and understanding it can improve our decision-making. We often have to choose between immediate gains and long-term benefits, and these trade-offs shape our path to achieving our goals.

The Power of Money

- In the context of the desert example, this means that you might be more inclined to drink all of the water right away, even if it means that you won't have any left for later. This is because the thirst you feel right now is more pressing than the potential thirst you might feel in the future.
- On the other hand, if you choose to ration the water and drink it slowly over time, you are demonstrating a lower time preference. This means that you are willing to wait to satisfy your thirst in order to have a greater chance of survival in the long run.



Time preference refers to the idea that people generally prefer to have something NOW rather than later.

LOW

HIGH



- For example, let's say you have the option to receive \$100 today or \$110 in a year. If you have a high time preference, you might choose to receive the \$100 today, because you value the immediate satisfaction of having the money now more than the potential benefit of waiting for an extra \$10 in a year. On the other hand, if you have a low time preference, you might be willing to wait for the larger reward in the future, because you are less concerned with immediate gratification and more focused on long-term planning.

The concept of **opportunity cost** is closely related to the idea of **scarcity** and **time preference**.



Opportunity cost refers to the value of the next best alternative that you give up when you make a decision.

Every decision involves trade-offs.

- In the desert example, the opportunity cost of drinking all of the water right away is the survival benefits you would have gained from rationing the water and using it over a longer period of time.

Today's Choice



Buying a \$7 strawberry smoothie.

NOW



Spending \$7 another way.

LATER



Benefiting from \$7 saved regularly.

- Let's say that you decide to ration the water and take small sips over a longer period of time. As a result, you have the energy and hydration you need to search for more water.
- However, while you are searching, you come across a cactus that has a small amount of water inside. It's not a lot, but it's enough to quench your thirst for the moment. If you had decided to drink all of your water at once, you might not have had the energy to search for more water and come across the cactus. In this case, the **opportunity cost** of drinking all of your water at once would have been the chance to find the cactus and get more hydration.

This example illustrates how opportunity cost involves not just the immediate **trade-off** between two options, but also the potential future opportunities that may be gained or lost as a result of our choices. Our willingness to give up a larger reward in the future in exchange for a smaller reward now is influenced by our **time preference**, or how much we value immediate gratification versus long-term planning.

Corporations, Governments, and Societies also have to make choices.

CORPORATIONS	GOVERNMENTS / SOCIETIES
Firing 200 Employees vs. Freezing Wages	Building a New Highway vs. Increasing Teacher Salaries
Asking for a Loan vs. Bringing in more Shareholders	Funding Cance Treatment Research vs. Clean Energy

1.3 Definition of Money

1.3.1 We Can Use It, but Can We Define It?

Have you ever stopped to think about what money really is? Ever even wonder what makes money, well, money? Most of us know how to use it, but not many of us understand where it comes from or how it works.

Money is essentially a way to exchange goods and services. It represents the value of these items in a form that can be easily traded.



The Power of Money

This can take many different forms, such as paper notes, metal coins and electronic payments. Governments or other authorities typically issue and control money.

But money is so much more than just a physical or digital medium of exchange. It's like a universal language that allows us to trade with people all around the world, even if we don't speak the same language or have the same culture. For example, you can be on the other side of the world and still "speak" money by placing a product on the counter and exchanging it for the local currency or using a credit card. Money is like a social contract that allows us to make exchanges without having to rely on bartering or finding someone who specifically wants what we have to offer. If a group of people started accepting chocolate as payment for most goods and services, chocolate would become money. (Although, since it would melt in some parts of the world, we might consider it bad money.)

As French economist Jean Baptiste Say pointed out, "Money performs but a momentary function in an exchange; and when the **transaction** is finally closed, it will always be found that one kind of commodity has been exchanged for another."


In other words, money itself doesn't have the power to satisfy human wants. It's just a tool that allows us to trade one commodity for another.



Without money, how easy or feasible would this trade be?

Would you trade one cow for 1,000,000 strawberries?

Or is it 600,000 strawberries?
How about 50,000?



Transaction is an exchange or transfer of goods and services. It is a way of exchanging value between two or more parties.

There are many different types of transactions, ranging from simple exchanges (such as buying a sandwich at a deli) to more complex financial transactions (such as buying a house or investing in stocks or bonds). Transactions can be conducted in person, over the phone, online, or through other means, and they can involve a wide range of parties, including individuals, businesses, and financial institutions.



Money **IS** the value **BY** which goods are exchanged.

Money **IS NOT** the value **FOR** which goods are exchanged.



Check out this short video!



In summary, money:

- Facilitates trade because everyone accepts it as final payment.
- Allows us to **measure** the **value** and to **make comparisons** between different goods and services.
- Lowers our time preference, as it allows us to **save and spend it in the future**.

1.3.2 Functions of Money

When it comes to buying and selling goods and services, money is the key player. It has several important jobs, like:


- **Making exchanges easier:** With money, you don't have to find someone who wants exactly what you have to trade. Instead, you can use money to buy and sell anything you want. This makes trading and commerce much more convenient and efficient.

Medium of Exchange



- **Being a unit of account:** Money provides a universal standard of value that allows people to express and compare the price of different goods and services. This allows for a more efficient and transparent market, where people can make informed decisions about what to buy and sell.

- Think of it like this: if you wanted to buy a new car, you could compare prices from different dealerships and make an informed decision about which one to buy based on the price in dollars. Without a unit of account, you'd have to try to compare the value of one car to another using something else, like the number of cows it was worth or the length of time it took to make the car.



Unit of Account

Consumers know the value of something when you assign a price (monetary value) to it.

MP3 Player
\$29.00







MP3 Player
\$129.00



The Power of Money

- **Being a store of value:** Money should maintain its value over time, making it useful as a way to save and invest the value of human labor. This allows people to use money as a tool to plan for the future and to borrow and lend money to each other.

What's your store of value?		 BTC (USD)	 Gold (USD)	 USD (EUR)	 ETH (USD)
	March 14, 2019		\$3,846	\$1,293	€0.8817
March 14, 2020		\$5,258	\$1,529	€0.90056	\$127.76
	Gain/Loss	+36.71%	+18.25%	+2.14%	-6.65%

So next time you're saving up for something special, remember that money is more than just a way to pay for things - it's a tool to help you plan and invest in your future.

These three functions are what allow economies to become complex and dynamic. Without money, it would be much harder to buy and sell goods and services, and our economy would be much less developed.

Class Exercise. What function of money is this an example of?


1. Roby decided to save a portion of his weekly paychecks to buy a puppy. _____
2. Jim buys two slices of pizza for \$8.30 at Ray's Pizza. _____
3. Marc can't decide whether to buy concert tickets for \$75 or buy a ski pass for \$95. _____

1.3.3 Money Characteristics

Over time, people ultimately have realized that money must possess certain qualities in order to be effective as a medium of exchange. These characteristics include durability, portability, divisibility, fungibility, scarcity, and acceptability.


- **Durability** refers to the ability of money to resist physical deterioration and last over time. This ensures that money can circulate in the economy in an acceptable and recognizable state.

Gold is a durable material that can withstand wear and tear, making it a good representation of the durability characteristic of money.



- **Portability** refers to the ease with which money can be transported and carried around. This allows people to use money to buy and sell goods and services without difficulty.

Credit cards are portable, as they can easily be carried in a wallet or purse, making them a good representation of the portability characteristic of money.



- **Acceptability** refers to the widespread acceptance of money as a form of payment, so that people can use it to buy and sell goods and services with confidence.

The US dollar is widely accepted as a form of payment, making it a good representation of the acceptability characteristic of money.



- **Scarcity** refers to the limited supply of money, which helps to maintain its value and prevent us from having to spend more money to buy the same amount of goods.


Collectible stamps, especially rare and valuable ones, can be a good form of money because they are scarce and can appreciate in value over time. Stamp collectors often use their stamps as a way to invest their wealth and to diversify their portfolio.



- **Fungibility** refers to the interchangeability of money, so that one unit of money is equivalent to another unit of the same value.

Money should be **uniform**.

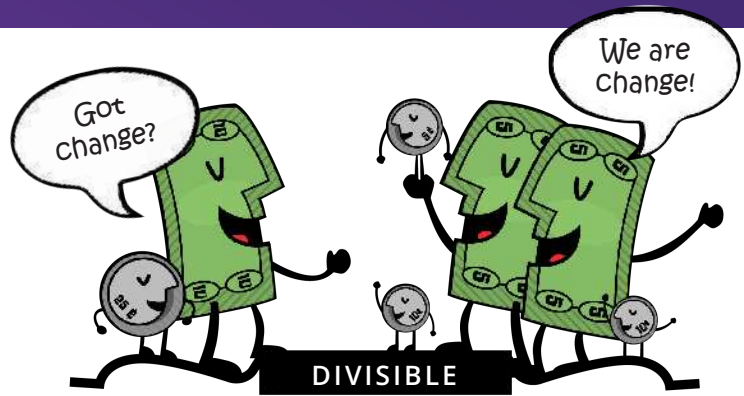
Copper coins are uniform in size and weight, making them a good representation of the uniformity characteristic of money.



The Power of Money

- **Divisibility** refers to the ability of money to be divided into smaller units, so that people can use it to make purchases of varying amounts.

Paper bills can be easily divided into smaller denominations, making them a good representation of the divisibility characteristic of money.



Overall, these characteristics make money a useful and effective tool for facilitating trade and commerce, and they are essential for the development and stability of economies.

Class Exercise. Different assets have different properties and perform the functions of money to varying degrees. Society ultimately determines which asset is used as money based on factors such as its stability, scarcity, divisibility, transferability, and acceptance as a medium of exchange.

To determine how well different items meet the specific characteristics of money, you can score each item on a scale from 1 to 5 for each characteristic. By tallying up the scores for each item, you can determine which one is best suited to be a form of money.


[0 = Terrible; 3 = Okay; 5 = Excellent]






* Please do not fill in the column for **Bitcoin**; we will return to it later in the course.



Use the following questions to help you determine how well the different items in the table meet the characteristics of money.

- **Durability:** Can the money withstand wear and tear over time?
- **Portability:** Can the money be easily transported and used in different locations?
- **Fungibility:** Is the money interchangeable with other forms of money?
- **Acceptability:** Is the money widely accepted as a form of payment?
- **Scarcity:** Is the money scarce and not too abundant?
- **Divisibility:** Can the money be divided into smaller units for transactions?



Characteristic of Good Money	 Cows	 Cigarettes	 Dimonds	 Euros	 Bitcoin
DURABLE					
PORTABLE					
UNIFORM					
ACCEPTABLE					
SCARCE					
DIVISIBLE					
TOTAL					

1.3.4 Types of Money

When it comes to money, there are two main categories: **physical and digital**.


For **physical money**, we have three options:

- **Fiat money** is what we use every day, like paper bills and coins. It's issued by the government and accepted as a medium of exchange, even though it's not backed by any physical commodity.
- **Representative money** represents a claim on a physical commodity. Like fiat money, it can also be a paper bill (i.e. a gold or silver certificate), but unlike fiat, it is backed by a physical commodity society considers valuable. This means, for example, that a gold certificate worth one dollar can be traded for one dollar's worth of gold at a bank, which used to be the case in many countries.
- **Commodity money** is a physical object that has intrinsic value and is widely accepted as a medium of exchange. Gold and silver fit into this category.

The Power of Money



Not all money is the same!



Commodity Money



Objects like this gun powder once served as commodity money.

Representative Money



Representative Money like this silver certificate could be exchanged for silver.

Fiat Money



Today, Federal Reserve notes are fiat money, decreed by the federal government to be an acceptable way to pay debts.



Commodities (or commodity money) are often considered to be “**fungible**” and have a consistent quality. For example, one barrel of oil is generally considered to be the same as any other barrel of oil, regardless of where it comes from or who produced it.

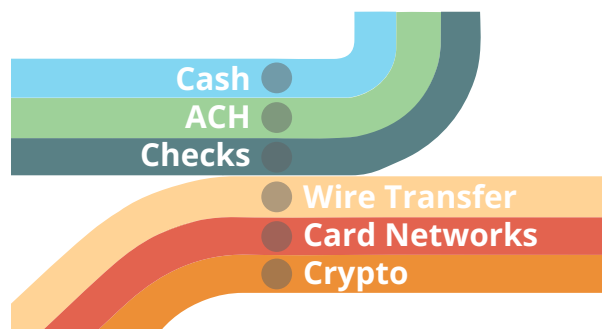


Payment rails are like digital highways that help electronic currencies move from one place to another online. They make it easier, faster, and safer to pay for things online, whether you’re using a cryptocurrency like **Bitcoin** or a traditional payment method, like a credit card.

Electronic currencies are a type of money that can be used for online transactions. They are like digital versions of regular money, like dollars or euros, and can be used to buy and sell things online via **payment rails**.



Central Bank Digital Currencies (CBDCs): These are digital versions of a country’s fiat currency, which are issued and backed by the central bank, and therefore intermediated by the government. This means government is the middleman in the exchange.

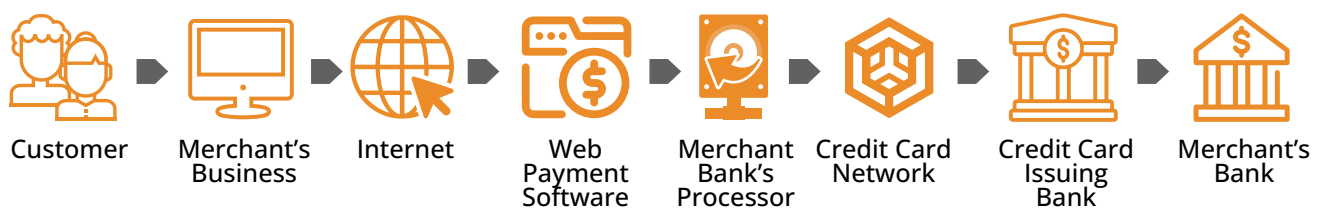


Digital payment rails in the **traditional financial system** consist of the technology and systems that enable electronic payments to be made and processed, such as bank servers, databases, and secure networks. However, there is always a middleman, such as a bank or financial institution, that charges a fee and has the authority to accept, cancel, revert, or delay transactions.


The main types of digital payment rails in the intermediated financial system include:

- **Card Networks:** These are networks that facilitate the transfer of funds between financial institutions and merchants when a customer makes a purchase using a debit or credit card. Examples include Visa, Mastercard, and American Express.
- **Digital Wallets:** A digital wallet is an online account that allows users to store and manage their electronic currencies (ie digital assets, such as digital fiat, cryptocurrency, or loyalty points). Users can make payments using their e-wallet by transferring funds from their account to the recipient's account.
- **Cryptocurrencies:** Digital currencies that use digital payment rails, or digital highways, to move from one place to another online. They can be thought of as cars that can travel directly from one point to another without stopping at intermediaries, like toll booths on a highway. This means that cryptocurrencies can be transferred and exchanged directly, without the need for a middleman like a bank.

The Credit Card Payment Process



The Credit Card Payment Process is an example of a payment rail.




Stablecoins are cryptocurrencies that are designed to maintain a stable value relative to an asset, like the US dollar. Some are backed by physical assets and all are used as a way to store value or to make transactions without the volatility that can be associated with other cryptocurrencies.

The Power of Money

A currency operating without intermediaries is more efficient and beneficial for society. It prevents a few individuals from controlling the money supply, and concentrating their power.

However, finding a technology that facilitates secure transactions without relying on trust between parties has been a challenge throughout history. To achieve this, a currency must be created that operates like the internet, where control is distributed among everyone and no one at the same time. This requires the agreement of all parties, including those who hold power, to relinquish control for the greater good.

But what would such a currency look like?





Chapter #1





Chapter #2

From Barter to Bitcoin and CBDCs: A Travel Through Time

2.0 Introduction

2.0.1 Class Exercise: Barter Game

2.1 Early Forms of Money

2.2 Commodities to I.O.U's

2.3 Transition from Sound Money to Unsound Money

2.4 Where are We Today?

2.5 The Price of Control: A Look at Surveillance, Censorship, and Regulation

2.5.1 The Rise of a Cashless Society

2.5.2 Surveillance

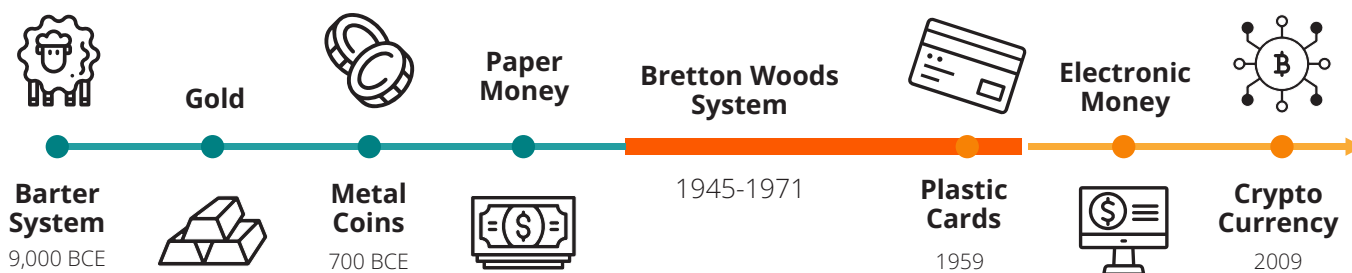
2.5.3 Financial Regulations and Censorship

From Barter to Bitcoin and CBDCs: A Travel Through Time

2.0 Introduction

The concept of money has evolved over time. In its early forms, money was used to facilitate trade and exchange of goods and services.

- In ancient civilizations, people relied on bartering, a system of direct exchange of goods and services without the use of a medium of exchange.
- Later, metal coins and paper currency were introduced as more convenient forms of money, paving the way for the sophisticated financial systems we have today.



In this chapter, we will embark on a journey through time, experiencing the evolution of money firsthand. We'll trace its origins and observe how it has changed and adapted through history.

2.0.1 Class Exercise: Barter Game

● Round #1- Barter

It is the year 6000 B.C.E. Needless to say, money as we know it has not been invented. You are in Mesopotamia and directly exchange goods and services with one another through **bartering**.



As a side-note, many businesses still accept non-monetary payments for their services, and governments treat these bartered transactions the same as currency transactions for tax-reporting purposes.

- Cut your sheet of paper at the dashed line. Your goal is to trade away your “have” as many times as you need to finally get your original “want”. You cannot change your original “want”. You will have 5 minutes to accomplish the goal of this exercise.
- When your new “have” matches your original “want”, return to your seat. After the time is up, if you have not found a trading partner, return to your seat anyway.



Raise your hand if you were able to get what you wanted after one trade. Two? Three?

Questions. Answer the following questions briefly but substantially.

1. Why were some of you able to get someone to trade with and others were not?

2. What are the benefits of barter?

3. Based on your experience with this exercise, what are the drawbacks to using barter?

● **Round #2- Commodity Money**

Fast forward and travel to the western coast of Africa sometime around the 14th century BCE. Bartering has become tedious and inefficient. We have evolved as a civilization and are now using **commodity money**.

Cowry Shells to Coins



FUN FACT
Cowry shells were accepted as legal tender in some parts of Africa until the 20th century.

These proto-coins were oval-shaped, made from "electrum" (a gold/silver alloy), and had a design on one side only.

1,300 BCE
Cowry shells are the predominant form of payment in most of Asia, Africa, Oceania, and some parts of Europe.

1,000 BCE
China's Western Zhou dynasty begins using metal coins.

687 BCE
King Alyattes of Lydia (present-day Turkey) orders the first metal coins to be minted in the Western world.

From Barter to Bitcoin and CBDCs: A Travel Through Time

Your teacher has given you one macaroni (for simplicity purposes). Let's assume that by convention, the price of each good is worth one macaroni. Your goal again is to obtain what you "want". But now, our species has smartened up a bit and found a way to solve certain problems.

- Why do we consider macaroni commodity money?
- How do we get the things we want now?
- Was the macaroni round easier?
- Why do you think money has replaced commodities?
- In what ways is using commodity money more efficient than bartering?
- What are the drawbacks to using macaroni as money?

What do you think happened when Spain started to bring back boatloads of macaroni into your community (gold and silver from the Americas back to Spain)?

2.1 Early Forms of Money



Watch this short video to learn about the Origins of Exchange, in the series "The History of Paper Money."



A situation, known as the **double coincidence of wants**, is necessary in any bartering system since people must always find someone who has what they want but also wants what they have to offer.



I'll give you shoes for your wheat.



I don't need shoes. I need clothes.



I want shoes but I don't have wheat.

In **barter economies**, people trade with each other based on the relative value of the goods and services that they have to offer. **Barter economies** are *inefficient* and can be difficult to manage, especially in complex societies.

Let's suppose:

- Joseph wants to trade his banana for Yael's coconut.
- But Yael only wants to trade her coconut for Tammy's mango.
- And Tammy only wants to trade her mango for Joseph's banana.
- They are stuck in a never-ending cycle of fruit trading without a double coincidence of wants.
- Joseph suggests they just trade their fruits for a nice cold soda, but they realize they are on a remote island and there is no soda.
- They decide to just sit on the beach and enjoy their fruits in silence.

Using a **common unit of account**, such as a "soda", makes trade and commerce much more efficient. In ancient times people began by using beads, shells, and other items that had value in their society as **mediums of exchange**.


2.2 From Commodities to I.O.U's

As you and your community become more involved in trade and commerce, you realize the limitations of using bartering and other forms of non-monetary exchange. You decide to adopt the use of **metal coins as a form of money**.



These metal coins are made of valuable materials like gold and silver, and they serve as a medium of exchange and unit of account to facilitate trade and commerce: **commodity money**.

Why Money was Invented



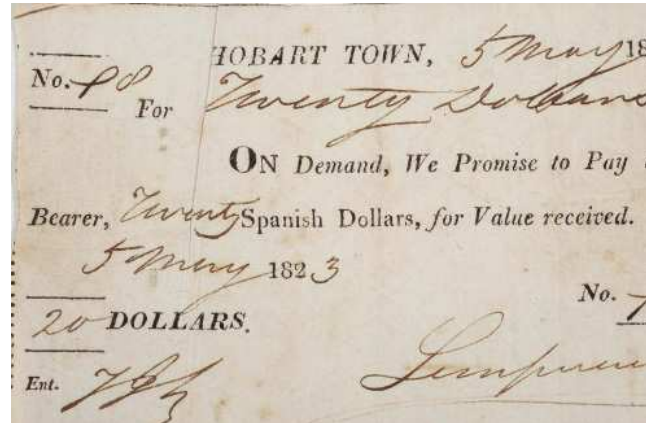
This is the second episode, called *Not Just Noodles*, from "The History of Paper Money".



From Barter to Bitcoin and CBDCs: A Travel Through Time


However, as you *begin to use metal coins more frequently*, you encounter some drawbacks. They can be heavy and inconvenient to carry in large transactions, and you notice that some people are taking advantage of the system by melting down the coins and creating new ones by mixing them with cheaper metals, which causes prices to rise and undermines trust in the system.

In an effort to address these issues, you and your community start to use paper receipts as a form of money. These paper receipts, which have their origins in ancient China, are a convenient and easily exchangeable form of currency. They are backed by gold and other valuable metals, and can be converted into these metals during the seventeenth through the nineteenth century. This allows you to have a more portable and easily transferable form of money, while still maintaining the value and security of precious metals.



2.3 Transition from Sound Money to Unsound Money

What happens when you really try to put paper money doctrine into practice? Find out in the fourth episode of "The History of Paper Money".



Fast forward to the 17th century in Sweden. Now you are completely dependent on banks to store your valuable assets. However, you start to notice something fishy going on with these bankers. It seems they are issuing more paper receipts than they have gold in storage, allowing them to create more money than they have assets to back it up. This sneaky practice allows the bankers to profit from the difference between the value of the paper receipts and the value of the gold they are holding for their customers.



You realize that this marks a major shift in the way money works. You are moving from a system of sound money (i.e. money backed by precious metals) to a system of unsound money (i.e. fiat currency not backed by a physical commodity). This transition didn't happen overnight, but rather was a gradual process influenced by several factors. The Industrial Revolution, with its mass production and urbanization, played a role, as did the growth of advanced financial systems like banks and stock markets. The emergence of central banks and other monetary authorities contributed to the centralization or the control of money, leading to the issuance of fiat currencies to support economic growth.

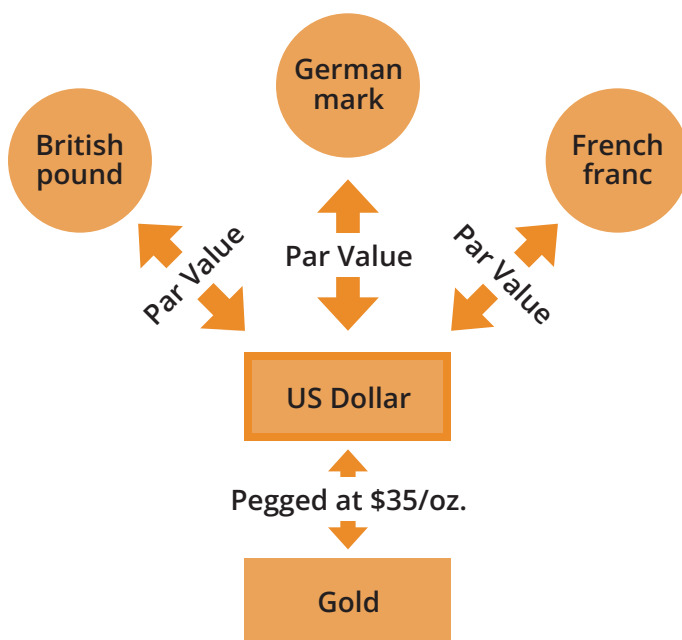


However, you also begin to see the **downsides of this centralization**, including irresponsible consumption, an increase in debt, and manipulation of citizens through economic incentives.

Until World War I, you were able to convert your paper money into a preset amount of gold. But the two world wars and the 1929 economic crisis put an end to that. In 1944, the Bretton Woods agreement is signed, establishing the U.S. dollar as the world's reserve currency and fixing the value of the U.S. dollar to the price of gold at a rate of \$35 per ounce. Other countries' currencies are pegged to the dollar, which helps to stabilize international financial markets.

Bretton Woods System

(1945-1972)



Unfortunately, the system begins to break down in the late 1960s, leading to the Nixon Shock in 1971, when the U.S. government suspends the convertibility of the dollar into gold. This marks the end of the gold standard and the beginning of a world driven by the creation and accumulation of debt.

As you go about your daily life, you begin to notice that the value of money is no longer as stable as it used to be. Just like a flexible ruler makes it difficult to accurately measure the length of a table, living in a fiat world where the value of money is subject to the unpredictability of those in power can also make it difficult to accurately measure the value of goods and services. You feel confusion and unease adjusting to a world where the value of money is no longer tied to a physical commodity like gold.

From Barter to Bitcoin and CBDCs: A Travel Through Time

You see the impacts of this shift on the global economy and start to question the stability and reliability of fiat currencies. You realize that in this modern world, the dollar is no longer fixed and consistent as it was when it was pegged to gold, but instead becomes subject to fluctuation. This makes it more difficult to use the dollar as a unit of account, as its value is affected by various factors including inflation (rising prices), interest rates, the strength of the country's economy, political events, market speculation, and demand in international trade. It can be a confusing and unpredictable time, as you try to navigate the constantly shifting value of the dollar and its impact on your daily life.

Despite efforts to improve quality of life through modern monetary systems, increased efficiency, greater access to information, and enhanced communication, the majority of people's standards of living begin to decline due to:

- Ⓜ Abuse of centralization.
- Ⓜ Rising prices.
- Ⓜ Stagnated real wages.
- Ⓜ Weakening currencies.
- Ⓜ The need to spend more money for fewer things.

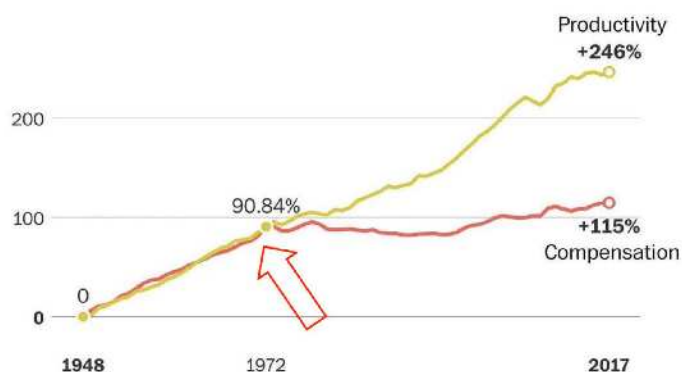
This has challenges for those with lower economic resources, who may have limited access to education, credit, resources, social networks, and political representation, leading to potential disadvantages in their ability to succeed.

As a result, the rich seem to keep getting richer and the poor seem to keep getting poorer.

"I don't believe we shall ever have good money again until we take the thing out of the hands of government... all we can do, is by some sly, roundabout way, introduce something that they can't stop."

Friedrich Hayek,
Nobel Prize Winner of Economics

Growth in Productivity and Hourly Compensation (1948-2017)



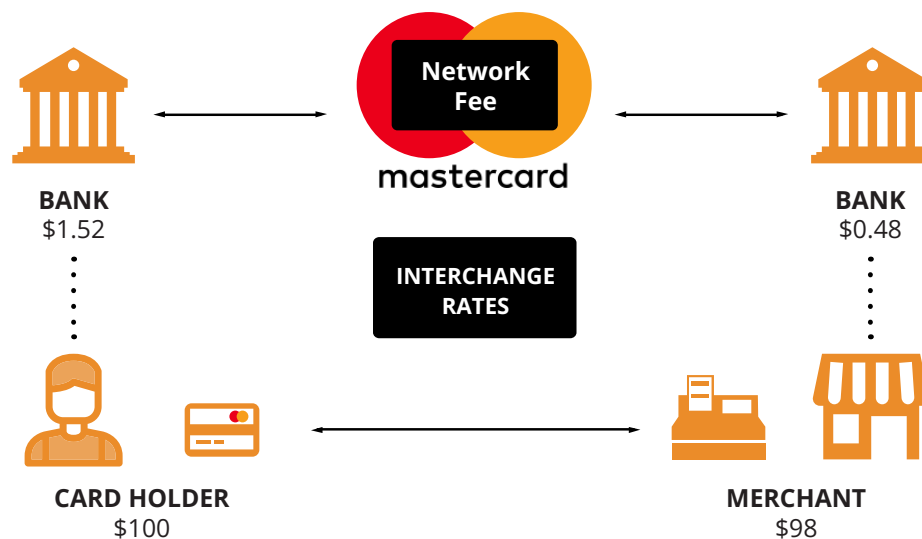
NOTE: Compensation includes wages and benefits for production and non-supervisory workers.



2.4 Where Are We Today?

Today, we've come a long way from the introduction of the first credit card back in the 1950s. With a simple swipe of plastic, we can buy whatever we want, whenever we want, without any hassle. It's like opening up a world of endless possibilities, and the excitement of discovering what it holds is palpable...or so we thought. Little did we know that our reliance on credit would have painful aftereffects — like raising the overall cost of goods, and incentivizing a certain economy doomed to fail.

As technology advances, so does the way we handle money. The internet becomes a major player in the financial world, with online banking and e-commerce websites making it possible to manage and spend money entirely online.



Then, in 2009, the first decentralized cryptocurrency, **Bitcoin**, is created. As its popularity grows, it inspires the creation of new technologies and unknown frontiers for the future of money. And so, as we'll learn, we've come full circle from sound money to unsound money and back again, sound money finding new wind in its sails for the first time in almost a hundred years.

2.5 The Price of Control: A Look at Surveillance, Censorship, and Regulation

2.5.1 The Rise of a Cashless Society

When the first credit card was introduced in the 1950's and people rejoiced at the thought of never having to carry around actual cash again. No more fumbling for loose change or awkward check-writing moments at the checkout counter. All those pesky intermediaries can now take their cut without you even realizing it, just like a toll on a network. Ah, the convenience of modern finance.

From Barter to Bitcoin and CBDCs: A Travel Through Time

But with the rise of digital currencies like CBDCs, it's like we've gone from paying a fee for using the network to having to ask permission. Worse, now we expect to be searched, scanned, and scrutinized by the government every time we pass through. Control and surveillance has taken the place of convenience. And just like the fee from the network, these intrusions into our financial lives come with a cost, whether it's monetary, a violation of privacy, or the loss of autonomy.

As more of our daily transactions move online, the use of cash declines. Governments and financial institutions around the world are promoting the use of electronic payments and cracking down on the use of physical money. This trend has sparked a debate about the future of cash and the potential consequences of a cashless society.

The **war on cash** is a term that refers to the various efforts to reduce the use of physical money, remove high-denomination bills and promote the use of electronic payments.

Proponents of the war on cash argue that it will make transactions faster, more convenient, and more secure. Critics, however, fear that it could lead to a loss of privacy and financial inclusion and increased risks of fraud and cyber-attacks.



The question is, are we willing to pay the price for the convenience of modern finance, or will we seek out alternative options that prioritize our freedom and privacy?



Q: How do traditional banking methods put individuals' financial data at risk?

A: With credit cards, debit cards, wire transfers, and other centrally controlled payment networks, individuals are giving their private financial transaction data to a third party and potentially sacrificing their rights to privacy.


In this infographic, we will provide an overview of the war on cash and explore all sides of the debate. We will look at the reasons behind the push for a cashless society, the challenges and concerns that it raises, and the potential impacts on individuals, businesses, and society as a whole.



The Global War on Cash

There is a global push by lawmakers to eliminate the use of physical cash around the world. This movement is often referred to as "*The War on Cash*", and there are three major players involved:

- ◆ The Initiators
- ◆ The Enemy
- ◆ The Crossfire



Desjardins, Jeff. "The Global War on Cash." Visual Capitalist, 27 Jan. 2017, <https://www.visualcapitalist.com/global-war-cash/>.



WHO?
Governments, central banks

WHY? The elimination of cash will make it easier to track all types of transactions, including those made by criminals.



WHO?
Criminals, terrorists

WHY? Large denominations of banknotes make illegal transactions easier to perform, and increase anonymity.

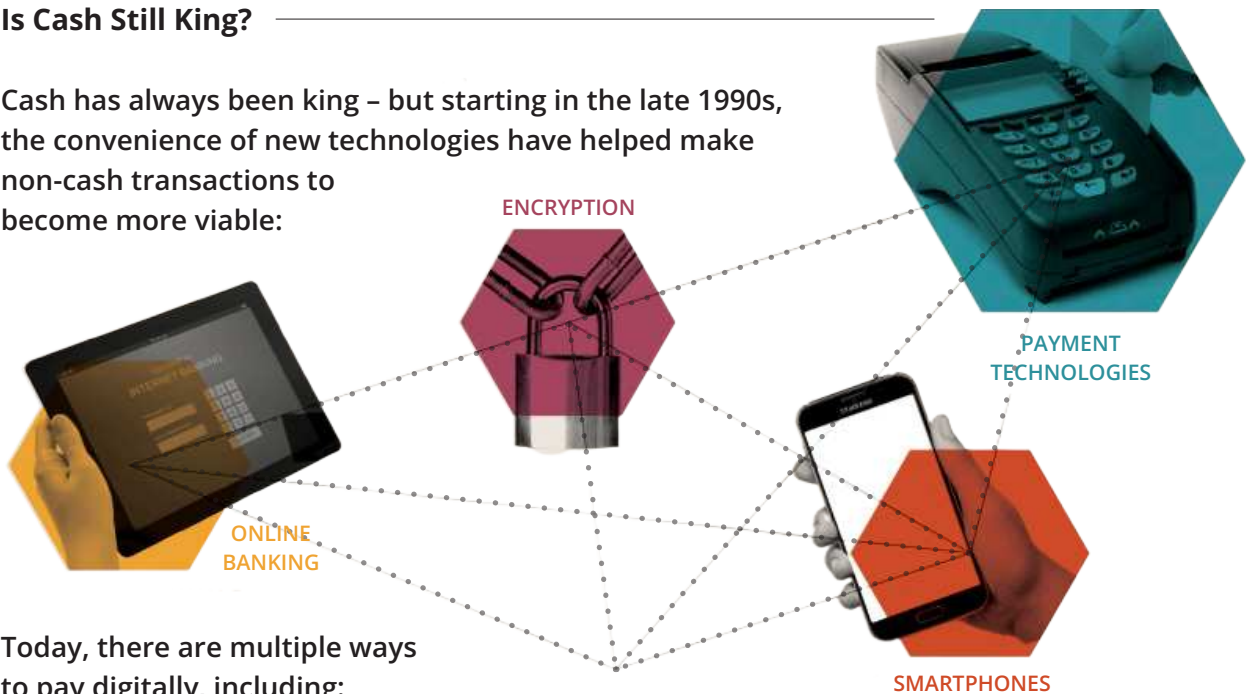


WHO?
Citizens

WHY? The coercive elimination of physical cash will have potential repercussions on the economy and social liberties.

Is Cash Still King?

Cash has always been king – but starting in the late 1990s, the convenience of new technologies have helped make non-cash transactions to become more viable:



Today, there are multiple ways to pay digitally, including:



INTEMEDIARIES



ONLINE BANKING



SMARTPHONES

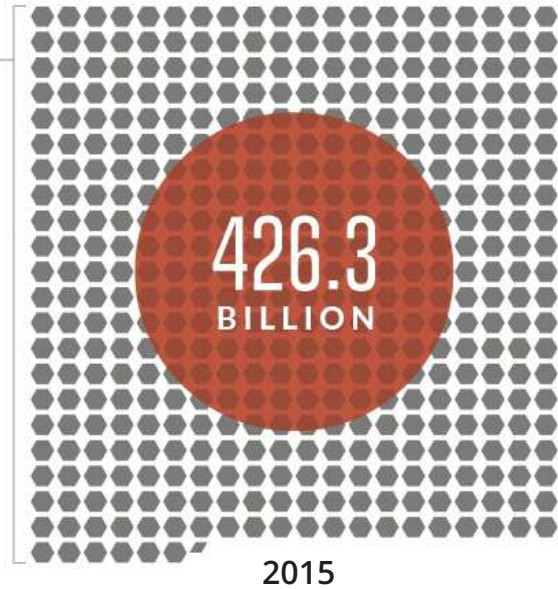
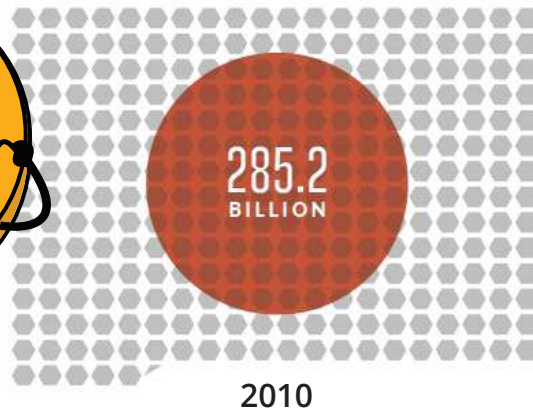



CRYPTOCURRENCY

From Barter to Bitcoin and CBDCs: A Travel Through Time




By 2015, there were 426 billion cashless transactions worldwide - a 50% increase from five years before.



The First Shots Fired

The success of these new technologies has prompted lawmakers to posit that all transaction should be now digital. Here is their case for a cashless society:



Removing high denominations of bills from circulation makes it harder for terrorists, drug dealers, money launderers, and tax evaders.

- \$1 million in \$100 bills weighs only ten kilograms (22lbs).
- Criminals move \$2 trillion per year around the world each year.
- The U.S. \$100 bill is the most popular note in the world, with 10 billion of them in circulation.

Money that is traceable means higher tax revenues. It also means there is a third-party involved with all transactions. Central banks can dictate interest rates that encourage (or discourage) spending to try to manage inflation. This includes ZIRP or NIRP policies.

This gives regulators more control over the economy.

Cashless transactions are faster and more efficient.

- Banks would incur less costs by not having to handle cash.
- It also makes compliance and reporting easier.
- The "burden" of cash can be up to 1.5% of GDP, according to some experts.

For this to be possible, they say that cash, especially large denomination bills, must be eliminated.



After all, cash is still used for about 85% of all transactions worldwide.

Caught in the Crossfire

The shots fired by governments fighting the war on cash may have several unintended casualties.



- ▶ Cashless transactions would always include some intermediary or third party.
- ▶ Increased government access to personal transactions and records.
- ▶ Certain types of transactions (gambling, etc.) could be barred or frozen by governments.
- ▶ Decentralized cryptocurrency could be an alternative for such transactions.

Savers could no longer have the individual freedom to store wealth "outside" of the system.

Eliminating cash makes negative interest rates (NIRP) a feasible option for policymakers.

A cashless society also means all savers would be "on the hook" for bank bail-in scenarios.

Savers would have limited abilities to react to extreme monetary events like deflation or inflation.



- ▶ Rapid demonetization has violated people's rights to life and food. In India, removing the 500 and 1,000 rupee notes has caused multiple human tragedies, including patients being denied treatment and people not being able to afford food.
- ▶ Demonetization also hurts people and small businesses that make their livelihoods in the informal sectors of the economy.

With all wealth stored digitally, the potential risk and impact of cybercrime increases.

Hacking or identity theft could destroy people's life savings.

The cost of online data breaches is reached \$2.1 trillion by 2019, according to Juniper Research.



From Barter to Bitcoin and CBDCs: A Travel Through Time

2.5.2 Surveillance

Surveillance is a tricky business. On the one hand, it helps catch people doing bad things like money laundering. But the more fraud that happens, the more surveillance is needed, which can lead to invasions of privacy through technology. Private companies may also collect and trade your personal information for their own benefit, and the risks of this surveillance can include scams, harassment, extortion, identity theft, and even tracking your card purchases. Plus, with the rise of AI and machine learning, it's becoming even easier for governments and companies to invade our privacy. Moreover, it's often the people who are already disadvantaged or underprivileged who are hit the hardest.

The Impact of AI and Technology on Future Privacy and Surveillance

Future Effect	The Rich	The Poor
Access to personal information.	May have access to extensive personal information and can use it to make informed decisions.	May lack this information and may have to rely on outdated or unreliable sources.
Ability to shape the world in their own interests.	May use their access to data to shape the world in their own interests.	May have little influence on what happens.
Control over others.	May exert control over the poor through their access to data, leading to a loss of individual freedom.	Little control; are often the controlled.
Vulnerability to digital scams, online harassment, extortion, and identity theft.	Likely less vulnerable to these issues with more information and more protection from such scams.	May be more vulnerable to these issues due to a lack of access to resources and information.

2.5.3 Financial Regulations and Censorship

Financial regulations, censorship, and prohibitions can be an emotionally and financially taxing reality for society and its citizens. They come in many forms, such as:

- **Capital Controls or Sanctions:** When spending gets out of control, governments may impose price controls to try and fix the problem. But sometimes these controls make things worse. Governments may also limit how much money citizens can transfer, exchange, or take out of the country. create a Social Credit Score system that can be used to control citizens.

- How does China's Social Credit Score system work? In China, financial transactions and other data of all citizens are centrally collected, and used to create a Social Credit Score system that can be used to control citizens.

- Consider what happened in Greece in 2015 — citizens were only able to withdraw 60 euros per day by government mandate. Similarly, the Chinese are only able to send limited amounts of Renminbi out of the country.

- There have been several instances in Argentina when the government imposed strict currency controls to try to stabilize the peso. One such instance was in 2011, when the government implemented capital controls to stem the flow of dollars out of the country and to prevent further devaluation of the peso. Another instance was in 2019.

- **Restrictive Banking Policies:** Have you ever tried to withdraw cash from an ATM only to find out you've reached your daily limit?

Or maybe you've tried to transfer money to a friend only to be told there's a maximum amount you can send. These are just a few examples of restrictive banking policies that can make it tough to access your own money and do what you like with it.

Banks can also charge fees for most transactions and may only be open during certain hours, making it hard to get to your cash or make financial decisions. Carrying around lots of cash increases your risk of getting robbed. On top of all that, banks sometimes offer lower-interest loans to the wealthy, while opening up the poor to loan sharks and higher-interest loans. In so doing, the financial system often profits from the gap between the rich and the poor.

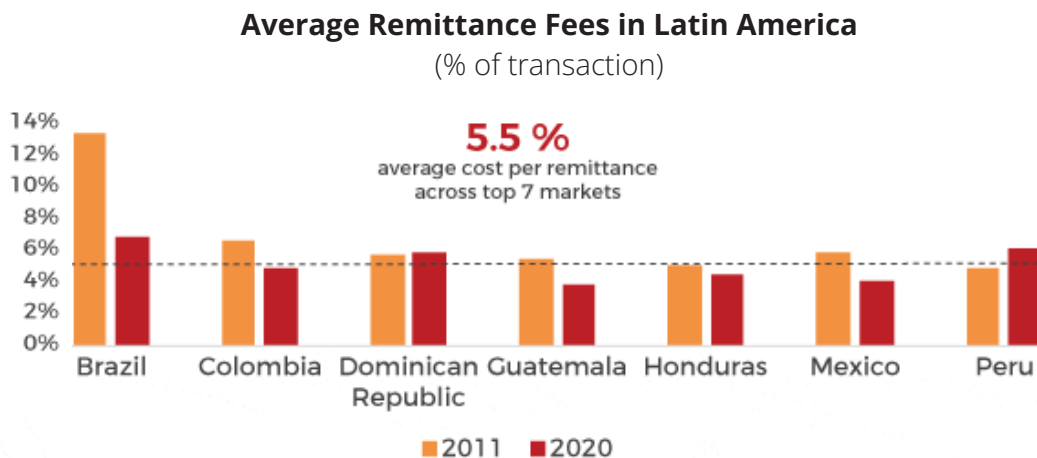


Check the following article: "What You Need to Know About Moving Money In and Out of China".



From Barter to Bitcoin and CBDCs: A Travel Through Time

- **Expensive Remittances:** Sending money to other countries can be expensive due to fees from banks and other financial institutions. Many low-income families in developing countries rely on money from relatives living abroad to get by. But high fees for international money transfers can eat into how much money is actually received by the recipient. This can make it hard for families to afford basic necessities like food, housing, and education.



- Imagine a family in a rural village in Brazil that relies on money from a relative working in the US. If the relative sends \$100, but the bank charges a \$7 fee for the transfer, the family only gets \$93. This may not seem like a lot, but for a family living on a tight budget, losing \$7 can make a big difference.

- **The Unbanked and Underbanked:** Unfortunately, **not everyone has access to traditional banking services**, whether it's because they don't meet the requirements to open an account or because they live in areas where banking services aren't available. This can make it difficult for people to access financial services and participate in the global economy.




45%
of underbanked households own cryptocurrency, compared with



19%
of the general population.

- But wait, there's more! Governments may also control the exchange rate of their currency, which can make it hard for people to exchange money between countries or lead to **unfavorable exchange rates**. Financial institutions may **block donations** to certain organizations or individuals, or take away your bank account altogether. Social media platforms and financial institutions may remove certain content if they believe it is spreading misinformation or violating their community standards or policies. This is sometimes referred to as **censorship** and can include a wide range of activities, such as blocking or suppressing content, limiting access, or removing information altogether.



Surveillance, control, and hidden fees are only the political downsides of the current system we live in. Unfortunately, there are a series of hidden economic costs as well — ones that we often never get to learn about.



Chapter #3

Uncovering the Dark Side of Fiat

- 3.0** Class Exercise: The Effects of Inflation: An Auction Activity
- 3.1** The Biggest Threats to Your Money: Inflation, Debasement, and Purchasing Power Loss
- 3.2** Debt: The Fine Line Between Help and Harm
- 3.3** The Fed and It's Partners: How the Government and Banks Control Money Supply
- 3.4** The Magic of Money Creation
 - 3.4.1** The Time Value of Money and Its Role in Economic Growth
 - 3.4.2** Saving Money In a Hard Time
 - 3.4.3** Fractional Reserve Banking
 - 3.4.4** Class Exercise: Fractional Reserve Banking

Uncovering the Dark Side of Fiat

3.0 Class Exercise: The Effects of Inflation: An Auction Activity

Objective: To understand the concept of the **money supply** and how it affects the prices of goods and services in an economy.

Definitions:

- **Money Supply** is the total amount of money in circulation within an economy at a specific time. This includes:
 - Physical currency, such as coins and bills
 - Electronic money held in bank accounts- The money supply is an important concept in economics, as it can affect the overall health of an economy.
- **Auction** is a public sale in which goods or property are sold to the highest bidder.

Class Exercise. Follow the instructions below.

1. You will receive a random amount of monopoly money from the teacher. This represents the money supply in a society.
2. Write down the total money supply in the chart provided.
3. The teacher will auction a candy bar to the students. To win the candy bar, you will need to make the highest bid using your monopoly money. Record the winning bid next to the money supply.
4. The teacher will then add a significant amount of monopoly money to the total money supply. This represents an increase in the money supply in an economy. Later, you will learn how money supply is added or reduced in an economy.
5. The teacher will auction a second candy bar to the students using the same process as before. Record the winning bid next to the money supply on the chart.
6. The teacher will repeat the auction a third time.



Societies can often be unpredictable and unjust, exemplified by the simulation of a teacher randomly giving a significant amount of money to only a select few students. This mimics real-life situations where unequal distribution of resources and opportunities can occur, highlighting the inherent randomness and unfairness in many situations.



Round	Money Supply	Winning Bid

Questions. Based on what you learned from the exercise, answer the following questions.

1. How did the increase in the money supply affect the winning bids for the candy bars?

2. What is the relationship between the money supply and inflation?

3. How is the money supply relevant in the real world?

4. Can you think of any other factors that can affect the prices of goods and services?

Uncovering the Dark Side of Fiat

3.1 The Biggest Threats to Your Money: Inflation, Debasement, and the Loss of Purchasing Power

The current global economic climate is challenging, which can make it difficult to save. One factor contributing to this is inflation, a phenomenon that occurs when the value of money decreases over time. This means that even if you save more dollars now, it may not have the same purchasing power in the future, meaning that more money will actually buy you fewer things. Recognizing economic conditions and their impact on your personal finances will help you make informed decisions about saving and spending.



Purchasing power is the amount of goods or services that can be bought with a given amount of money.

Let us begin with a realistic scenario to explain each term.

Jaime is a college student who lives in a small apartment. He works part-time at a coffee shop to pay for his living expenses and tuition. As soon as he began living independently, Jaime became a pro at managing his own **ledger**.

At the beginning of the year, he budgeted \$10,000 for his living expenses, including rent, food, and other necessities.



1956



2020



2056



Inflation is an increase in the general level of prices of goods and services in an economy over a period of time. When the general price level rises, each unit of currency buys fewer goods and services; consequently, inflation reflects a **reduction in the purchasing power of money** – a loss of real value in the medium of exchange and unit of account within an economy.



A **ledger** is a detailed record of all of your monetary transactions. Whether it's money you're earning or spending, a ledger helps you keep track of it all.

These were his transactions for January:

Date	Description	Amount	Type	Balance
01/01/2023	Starting Balance			\$1,600.00
01/01/2023	Rent for January	\$800.00	Debit	\$800.00
01/05/2023	Groceries	\$100.00	Debit	\$700.00
01/15/2023	Part-time paycheck	\$500.00	Credit	\$1,200.00
01/20/2023	Gas for car	\$50.00	Debit	\$850.00
01/30/2023	Textbooks	\$150.00	Debit	\$650.00

This ledger shows that Jaime's starting balance on his checking account on January 1st was \$1,600, out of which he spent \$800 to pay rent for the month. He then **spent** (a **debit**) \$100.00 on groceries and received **\$500.00** (a **credit**) in pay from his part-time job, bringing his balance to \$1200.00. He then **spent** money on gas and textbooks, bringing his balance down to \$650.00 at the end of the month.

Twelve months later, while having lunch with his grandfather, Jaime notices that his budget is not stretching as far as it used to. He realizes that the prices of the goods and services he needs have increased significantly over the past year, and wondered why. Then he saw this image and could not believe his eyes.

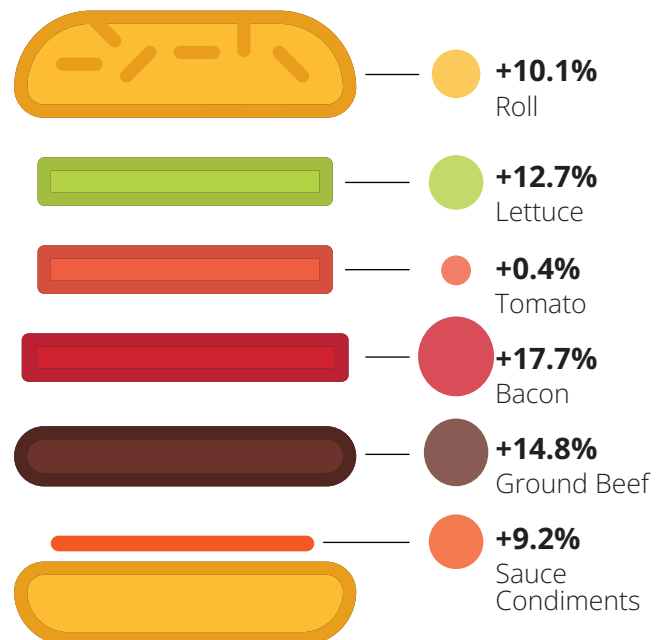
When he brought it up to his grandfather, he was told: "In 1956, I was just a young man starting out in the world. I remember that I used to earn \$100 a month as a factory worker. It may not seem like much by today's standards, but it was a decent wage at the time. In fact, I was able to save up enough money to buy a small house in the suburbs."

As we can see, the cost of each item in the **basket** has increased, leading to an overall decrease in his purchasing power.

Thankfully, Jaime has mastered the use of a ledger, for it clearly showed him how his annual purchasing power has decreased.

How Inflation Changed the Price of a Hamburger

Year-over-year change in the price of selected ingredients of a hamburger (April 2021 – April 2022)



* Based on retail prices, urban consumers.

Uncovering the Dark Side of Fiat

Jaime: "What? That's crazy. I can't even imagine what my rent would have cost back then."

Grandfather: "Well, let me see. If we take inflation into account, \$1USD would have bought me about 10 bags of pretzels back then."

Jaime: "Wow, that's really interesting, Grandpa. But how much would that be worth today?"

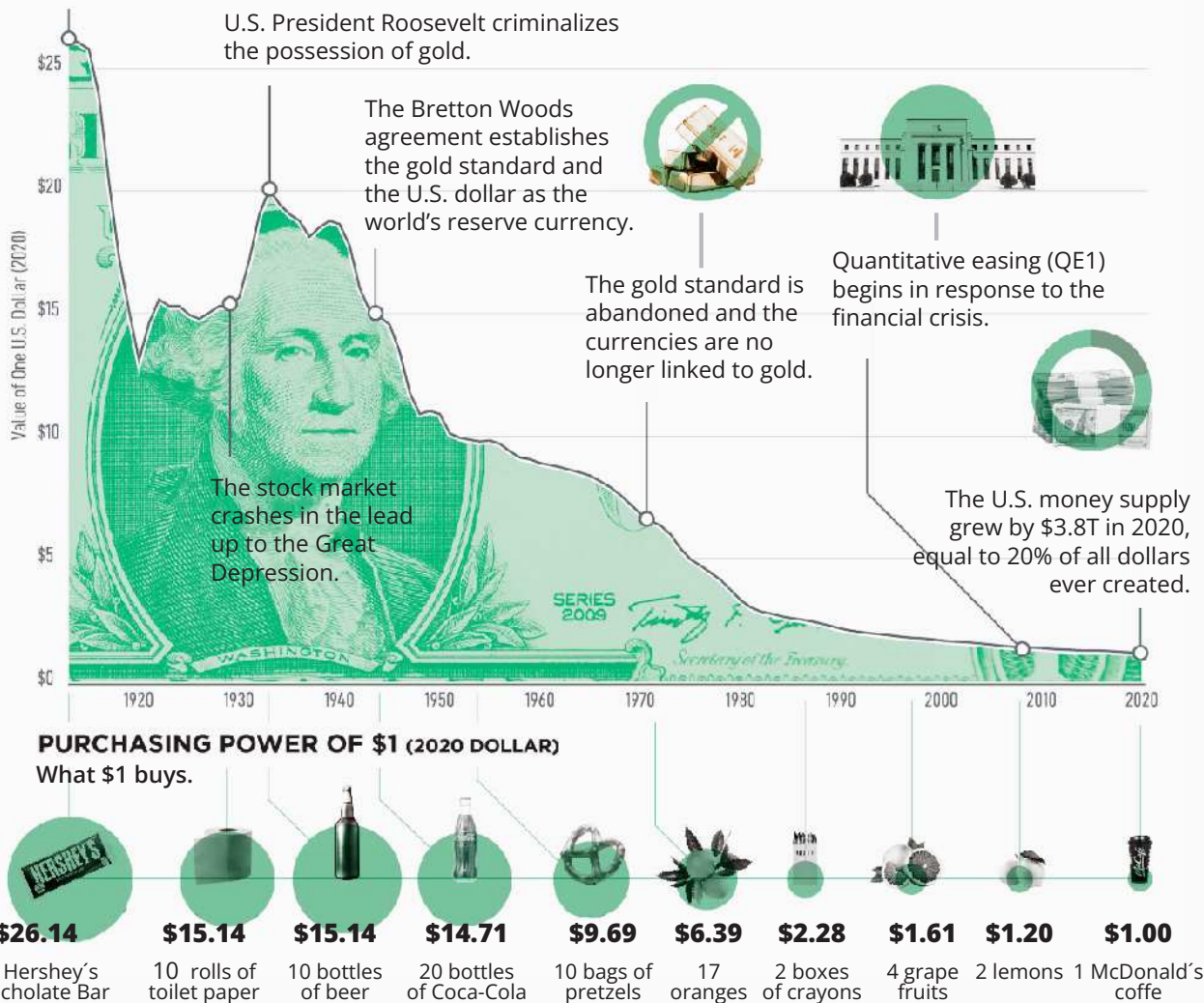
Grandfather: "Oh, things were much cheaper! A loaf of bread would only cost a few cents, and you could buy a gallon of gasoline for just a quarter. It is unbelievable how much the cost of living has gone up."

A Dollar's Worth

Purchasing Power of the U.S. Dollar

The purchasing power of the U.S. dollar has fallen sharply over the last century, due to rising inflation and money supply.

The Federal Reserve Act creates a central bank with the ability to manage the country's money supply.



- Jaime needs to budget an additional \$1,000 for the same basket of goods and services that he purchased the previous year.
 - This means that his purchasing power has decreased by \$1,000, as he *now has to spend more money to buy the same goods and services*.
- The basket of goods and services includes rent for his apartment, groceries, and other necessities.
- The following table shows the cost of each item in the **basket** in the first year and the second year, as well as the percentage increase in price:

Item	Cost Year #1	Cost Year #2	% Increase
Rent	\$4,000	\$4,500	12.5%
Groceries	\$2,000	\$4,300	15%
Necessities	\$4,000	\$4,200	5%
Total	\$10,000	\$11,000	10%

Jaime earns more in a year than his grandfather ever did, but this also disincentivizes saving. It's more advantageous to spend money now since its value decreases. This hinders the ability to plan for the future. As shown in a previous graph (in Section 2.3), salary growth year over year in the United States has remained stagnant for the average citizen, meaning most people aren't receiving raises at the same rate as the decreasing value of their money, despite working harder.


It could have been worse for Jaime. For example, Zimbabwe experienced hyperinflation in the late 2000's, when the country's economy was hit by a combination of political instability, economic mismanagement, and external factors such as drought and sanctions. As a result, the value of the Zimbabwean dollar (ZWD) plummeted, and the government was forced to print more money.

- The 100,000 ZWD bill was introduced in Zimbabwe in 2008. Because of hyperinflation, it was worth only a few US dollars at the time.
- Despite its high face value, the 100,000 ZWD bill was not enough to buy basic necessities like food or fuel, and people had to carry large bundles of cash to make everyday purchases.

After considering the significant price increases since the mid 50's in the US and the example of hyperinflation in Zimbabwe, it becomes clear that the impact of inflation on an individual's purchasing power can vary greatly depending on their location and the time period in which they lived.

Inflation tends to affect those who live in poor nations much more than it does those living in rich countries. This highlights the fact that it is often pure luck where and when an individual

So what exactly is inflation?
Why is it so dangerous?
Steve Forbes breaks it down.



Uncovering the Dark Side of Fiat

is born, and that the circumstances of an individual's birth can have a significant impact on their quality of life and economic opportunities.

3.2 Debt: The Fine Line Between Help and Harm

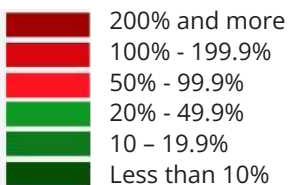
Debt is a double-edged sword. It's true that borrowing money can provide a much-needed financial boost, whether it's for individuals making a big purchase, businesses investing in their growth, or governments funding important services. But borrowing too much can lead to financial ruin. When you can't pay the interest on your debts, it becomes harder to pay your bills and stay afloat. This is especially true when an entity takes on more debt to pay off existing debt, and gets caught in a vicious cycle known as a "debt spiral."



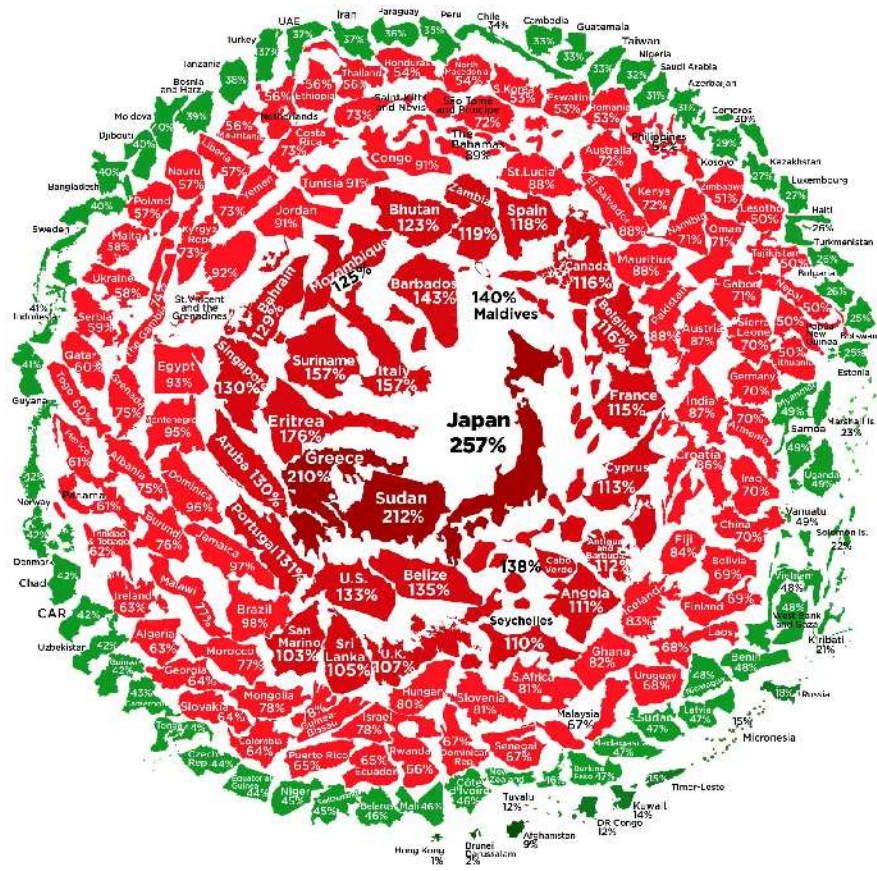
Debt is money that is owed by one person or organization to another. When you have debt, you are required to pay back the money you owe, usually with interest, by a certain date.

The debt crisis is a worldwide problem, including in the United States. Currently, the government is spending more money than it is earning. To pay its bills, it has been borrowing more and more money. However, this cycle of debt and higher borrowing costs can soon harm the government's credit rating. If the debt becomes too much, the government may have financial difficulties and potentially go bankrupt, just as many other countries have in the past.

Debt to GDP Ratio 2021 (%)



The State of the World's Government Debt



- Debt taken on by the government can have long-term effects on future generations.
- Printing more money to fund expenses can result in currency devaluation and a possible collapse of the monetary system.

But how can we measure the risk of a country taking on too much debt? One way is through the **debt-to-GDP ratio**, which shows the amount of a country's total debt as a percentage of its GDP.

- The **debt-to-GDP ratio** is a way to see if a country can pay its debts.
 - If the ratio is high, the country may have trouble paying its debts in the future.
 - If the ratio is low, the country may be able to pay its debts easily and be in good financial shape.
- It's important to remember that the debt-to-GDP ratio is only one part of understanding a country's money situation.



Gross Domestic Product (GDP) is a measure of the total value of goods and services produced within a country over a specific period of time, typically a year. It is often used as a measure of the size and health of an economy.

3.3 The Fed and Its Partners: How the Government and Banks Control the Money Supply

Have you ever stopped to consider where the trillions of dollars in stimulus funds that were distributed during the pandemic came from, and who gets to decide how much is given and to whom? The allocation of these funds has the power to greatly impact society and the economy, yet it often goes largely unexamined.

There are several tools that centralized governments can use to manage how much **money supply** there is at a specific moment in time.


- Central banks and governments can use monetary and fiscal policy tools to influence the money supply and the economy.



The Central Bank of the United States is called **The Federal Reserve**, or The Fed.




Governments may borrow money to stimulate the economy, but this can lead to inflation if they have to print more money to pay back the loans.



Uncovering the Dark Side of Fiat

Target Rates Monetary Policy

Unemployment
Below
6.5%



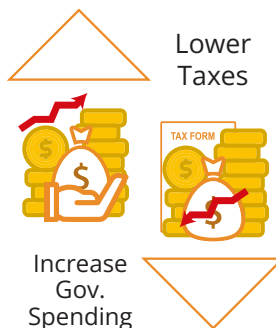
2% - 3%
Annual
Increase
in Gross
Domestic
Product



Core
Inflation Rate
between
2.0% - 2.5%

Expansionary Fiscal Policy

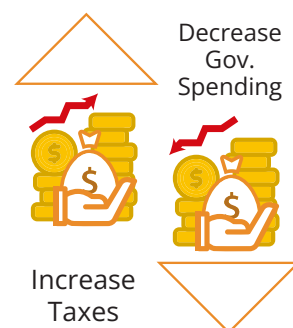
Aims to increase consumer spending and business investment to increase aggregate demand and economic growth.



VS

Contractionary Fiscal Policy

Aims to increase consumer spending and business investment to increase aggregate demand and economic growth.



Policy/Tool	Description	Example
Monetary Policy	Monetary policy involves adjusting interest rates to control the amount of money in circulation.	The Federal Reserve raising interest rates to slow down inflation or can lower them to stimulate employment.
Fiscal Policy	Fiscal policy involves using spending and tax policies to influence the economy.	The government increasing spending on infrastructure projects to stimulate economic growth. It can also decrease taxes so people spend more.
Exchange Rate Policy	The use of a country's exchange rate (the value of its currency in relation to other currencies) to influence trade and the economy.	The Chinese government pegging the value of the yuan to the U.S. dollar to stabilize exchange rates
Supply Shock	A sudden and unexpected event that disrupts the supply of goods and services, leading to changes in prices and the money supply.	A natural disaster that destroys a significant portion of a country's agricultural production, leading to food shortages and price increases.
Price Controls	Government-imposed limits on the prices of goods and services to manage inflation or stabilize prices.	The government setting a maximum price for gasoline to prevent price gouging during a crisis.

3.4 The Magic of Money Creation

3.4.1 The Time Value of Money and Its Role in Economic Growth

Have you ever wondered why banks offer so many services to their customers? While it may seem like they are being generous, it's important to remember that banks are businesses, and their primary goal is to make a profit. But how do they make a profit if they are giving away money in loans?

In addition to earning interest on deposits, banks generate revenue in other ways, including:

1. Charging interest on loans they give out
2. Charging fees for services like ATM usage and account maintenance
3. Earning money through investments, like buying and selling securities or investing in real estate
4. Keeping a percentage of loans in reserve and investing or lending out the rest
5. Paying interest on deposits and charging fees on checking and savings accounts



By borrowing money at low interest rates and lending it out at higher rates, banks are able to turn a profit. They also generate income through fees and investment activities.

But why should this matter to you as an individual? Well, have you heard the phrase “a dollar today is worth more than a dollar tomorrow”? This concept is known as the **time value of money**, and it's all about the idea that money is worth more in the present than in the future. This is because *money can be invested to earn interest and because money can lose value over time due to inflation*.

In other words, if you have money sitting in a savings account earning a low interest rate, it's not going to be worth as much in the future as it is today. On the other hand, if you invest your money in something that has the possibility of earning a higher return, you might come out ahead.



Banks borrow money from depositors at an interest (let's say 5%)



Banks lend this money to borrowers at a higher interest rate (let's say 9%)



Banks pay interest from interest received by lending (9% - 6% = 4%) and keep the rest as their profit



To ensure that your money retains its value over time, the goal of investing is to earn a return that is higher than the rate of inflation. This way, your money will be worth more in the future than it is today.

Uncovering the Dark Side of Fiat

3.4.2 Saving Money in Hard Times

The current global economic situation, which was negatively affected by the pandemic, has brought about challenges such as high inflation and low interest rates on savings accounts. These conditions can make it tough to effectively save money, as inflation eats away at the value of currency over time. Even if you save today, you may end up with less purchasing power in the future.

But don't worry! There are still ways to save money and be financially secure. Here are a few ideas to try:

- **Make a budget:** A budget is a plan for how you will use your money. It can help you see where you are spending too much money and where you can save. Set aside some money each month for saving, and look for ways to cut back on your expenses.
- **Start investing:** Investing is a way to make your money grow over time. There are many types of investments to choose from, and you can find one that fits your budget and your level of risk.
- **Get creative:** There are many creative ways to save money. You can try cutting your own hair or bartering with others for goods and services. Be open to trying new things and looking for non-traditional solutions to your financial problems.

◦ It is **generally acceptable to take on debt as long as the money is used to generate income and increase purchasing power in the future.** This is because borrowing money can allow an individual or business to make investments that increase their productivity and efficiency, ultimately leading to greater profits and financial stability.

◦ For example, if a farmer takes out a loan to purchase new equipment that allows them to harvest their crops more quickly and efficiently, they may be able to generate more income and increase their purchasing power as a result. On the other hand, if the money is used to waste resources or make unproductive investments, it can lead to financial difficulties and wouldn't be a wise decision.

By taking charge of your finances and being flexible, you will be better able to weather the storm of a tough economy and come out on top.

The 50/30/20 Spending Plan



3.4.3 Fractional Reserve Banking

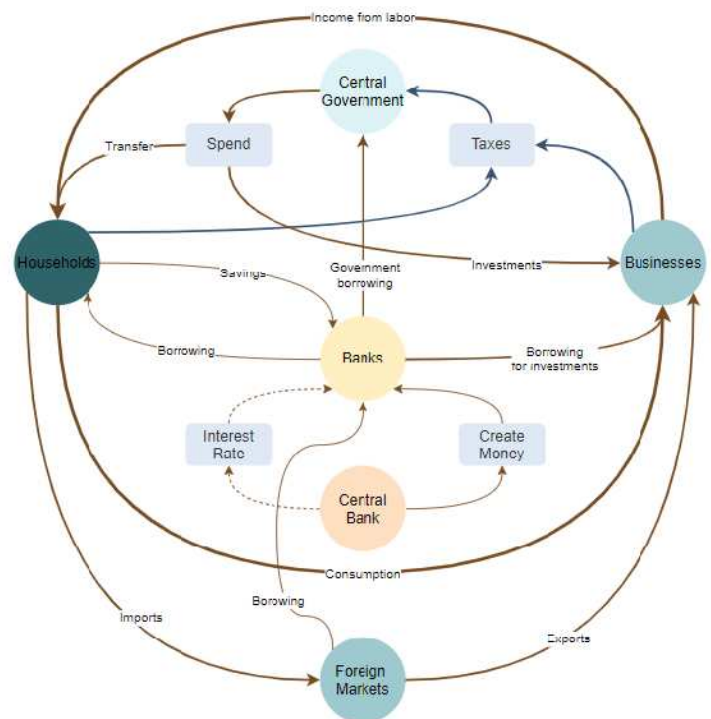
So far, we've talked about how central banks like the Federal Reserve manage the money supply, how banks make money for themselves, and a few strategies on how to save money, but we haven't yet discussed how new money is actually created and introduced into a society. It might seem like magic, but there is an interesting process behind it.

How does **new** money actually enter circulation and fuel economic growth? Unlike physical resources like food or water that can run out - money has no fixed limit! So how does it work?

The **government** the **central bank**, and **private banks** all play a role in this process.

Here is a simplified version of how the Federal Reserve (Fed) can add \$100 million into circulation:

1. The Fed determines that it wants to increase the money supply by \$100 million. This decision is typically made based on the Fed's **monetary policy goals**, such as boosting economic growth or stabilizing prices.
2. The Fed instructs a large commercial bank to create a \$100 million deposit in its account at the Fed. This deposit is created out of thin air and is not backed by any physical assets.
 - When a commercial bank creates a deposit at the Fed, it is essentially borrowing money from the Fed. The Fed provides the bank with the funds for the deposit, and in return, the bank must pay interest on the loan and eventually pay the loan back.
3. The member bank then uses this new \$100 million deposit to make loans to businesses or individuals, or to purchase securities such as government bonds.
4. The businesses or individuals who receive these loans can then use the money to make purchases, pay bills, or invest in other assets. This increases the overall supply of money in the economy.
5. As the money is circulated and spent, it eventually ends up in other banks, which can then use it to make their own loans and investments. This process continues until the \$100 million has been fully injected into circulation.



Overall, the Fed's ability to add new money into circulation through the banking system helps to stimulate economic growth and achieve its monetary policy goals.

Uncovering the Dark Side of Fiat

Banks actually create **new** money every time they lend to customers or make investments. What? Yes, you read that right. When a bank makes a loan, it creates money by adding *new funds* to the borrower's account for the loan amount. The borrower can then use this money to make purchases or pay bills, effectively increasing the overall supply of money in the economy. We will see how next.

3.4.4 Class Exercise: Fractional Reserve Banking

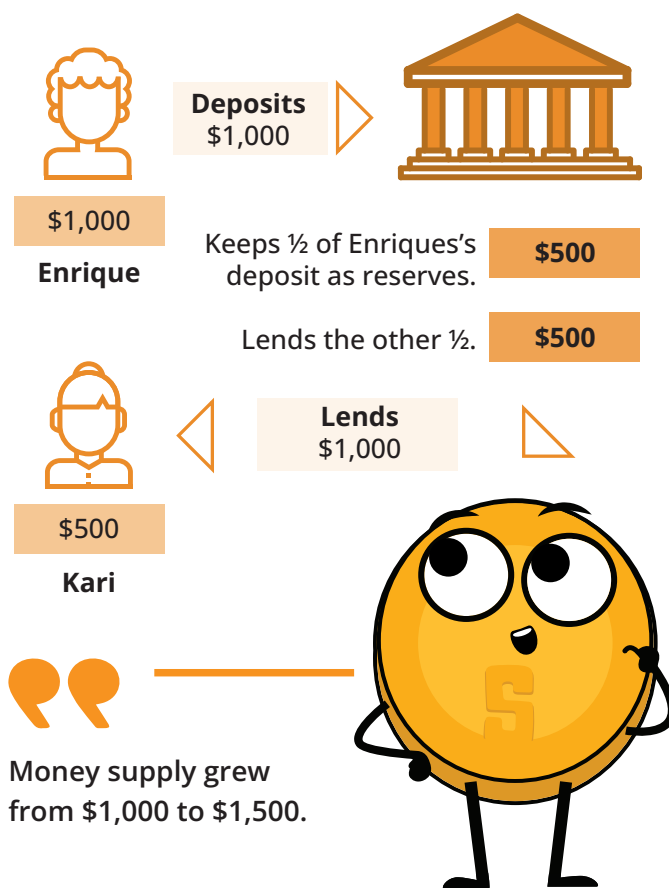
The process known as **fractional reserve banking** is where **banks only hold a fraction of their deposits as reserves and lend out the rest**. As long as they maintain a certain reserve ratio set by the central bank, banks can create more money than they have on hand. However, this ability to create new money can also carry the risk of excessive borrowing and financial instability if not managed carefully.

The **reserve ratio** is a rule that tells banks how much money they have to keep in their safe and how much they can lend out. It is **set by the central bank**, which is a special group of people in charge of making sure the economy is healthy.

In this activity, we will explore the concept of **fractional reserve banking** and how it can lead to the **debasement** of a currency; **inflation**; and a decrease in **purchasing power**.

- Let's say the total amount of money in the economy is \$1000 and the reserve ratio is 50%. This means that for every \$1000 in the economy, 50% of it must be kept in reserve by the bank.
- If Enrique deposits \$1000 in the bank and later Kari comes to the bank for a loan, with the required ratio, the bank can keep half and lend half, so they would lend her \$500. As a result, the total money supply would increase from \$1000 to \$1500.

Fractional Reserve Banking Keeping ½



The formula is: $\text{Money Created} = \text{Total Amount of Money in the Economy} \div \text{Reserve Ratio}$

Class Exercise. Using the formula above, we can calculate the amount of money created as follows:

- Money Created = $\$1000 / 50\% = \2000

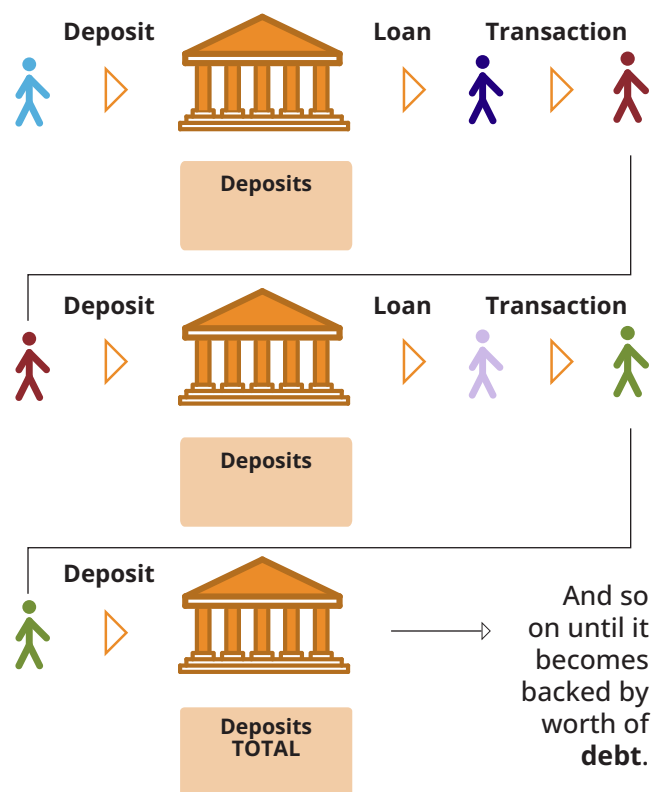
**Please note that this is a little oversimplified.*

We are going to model the creation of money in a small economy (which will consist of 6 participants; one will have the role of a bank). The **reserve ratio**, set by the Central Bank, is calculated as a proportion of customer deposits and determines how much commercial banks must set aside in storage rather than lend out. Let's assume, for the purpose of this simulation that there is a mandated reserve ratio of 10%.

- For example, if a bank receives \$100 and has a reserve requirement of 10%, it can lend out \$90. If this loan is deposited in another bank, that bank can lend out \$81, and so on.
- This creates a **multiplier effect**, increasing the overall **money supply**. This can stimulate the economy, but can also cause inflation if the money supply grows too quickly.
- To find out how much money is created with a specific percent ratio, you can use a formula.
- To use the formula, you first need to know the total amount of money in the economy. This is all the money that is being used to buy and sell goods and services. Then, you need to know the reserve ratio, which is the percentage of money that a bank must keep on hand and not lend out.
- In summary, when a bank lends out money, it creates new money that didn't exist before, and this increases the total amount of money in the economy.
- Generally, countries with volatile economies or high levels of inflation have high reserve ratios to help mitigate risks and to stabilize the financial system.

We need the following volunteers:

- A** = Depositor (Lottery Winner) (Light Blue)
- B** = Bank Cashier (Bank)
- C** = Debtor #1 (Dark Blue)
- D** = Property Owner/Depositor (Red)
- E** = Debtor #2 (Light Purple)
- F** = Art Gallery Owner/ Depositor (Green)



Uncovering the Dark Side of Fiat

A just won \$100,000 from the lottery and goes to a newly-opened bank to deposit it. The bank, **B**, has a 10% ratio requirement. How much is **B** required to keep in its vault? _____.

The next morning, **C** enters the bank and asks for a loan. How much can the bank lend out? _____.

C borrows the maximum amount because he wants to put a down payment on a house.

C endorses the check and hands it over to **D**. **D** then goes to the bank and deposits the check. How much did **D** deposit? _____. What are the total deposits recorded in the bank at the moment? _____.

E enters the bank and asks for a huge loan. The bank says that they can lend them at most _____.

E walks out of the bank with the money and goes to buy a piece of art from **F**. After a back-and-forth negotiation, the art piece is sold exactly for what **E** borrowed from the bank. **E** pays **F**.

F deposits the money in the bank. What are the total deposits recorded at the moment? _____.

Name	Deposit	Loan Amount	Reserve Amount
A			
C			
D			
E			
F			

So, how much money is actually created with those 100,000 USD if the money continues to circulate throughout the economy?

When the reserve ratio is high, banks have to keep more money in their safe and can lend out less. This can make it harder for people and businesses to borrow money and can slow down the economy. When the reserve ratio is low, banks have to keep less money in their safes and can lend out more. This can make it easier for people and businesses to borrow money and can make the economy grow faster.

So can we figure out the answer for our class exercise where the reserve is 10%?
(Remember to convert 10% to decimal form $10\%=0.1$)

Just out of curiosity, how much money would be created in an economy if its reserve ratio was lowered to 1%? (Make sure you divide $\$100,000/0.01$). Surprised?

- As of 2020, the Federal Reserve (the Central Bank of the USA) **reduced reserve requirement ratios to zero percent** in order to stimulate the economy.



Chapter #4

The Future is Decentralized: Empowering Communities and Individuals


- 4.0** From Crisis to Innovation: The Cypherpunks and the Creation of a Decentralized Digital Currency
- 4.1** Abuse of Centralization
 - 4.1.1** Centralized Systems
 - 4.1.2** Counting the Middlemen: A Look at the Intermediaries in a Credit Card Transaction
- 4.2** A Powerful Tool for Overcoming the Limitations of Centralization
 - 4.2.1** Class Exercise: Decentralized Consensus Game with Bad Actors
- 4.3** Transactions are Just Agreements to Trade
 - 4.3.1** To Trust or Not to Trust
 - 4.3.2** Let's Swap Trust for Rules
- 4.4** Unlocking the Power of the Blockchain: A Technology Revolutionizing the Future

The Future is Decentralized: Empowering Communities

4.0 From Crisis to Innovation: The Cypherpunks and the Creation of a Decentralized Digital Currency

Before the creation of **Bitcoin**, people were searching for ways to address the problems of traditional finance, such as fraud, corruption, and a lack of trust in financial institutions. These issues were made even more pressing by the global financial crisis of 2008. In response, a group of tech-savvy and forward-thinking individuals known as the Cypherpunks set out to create a **digital currency** that could be used for online transactions **without the need for intermediaries** like banks.

The Cypherpunks were rebels and visionaries who believed in the power of technology to bring about positive change and challenge traditional power structures. Many of them were involved in activism and civil liberties issues, and they were united by a shared passion for technology and a desire to use it to shape the future.



Q: How can individuals regain their financial self-sovereignty?

A: The Cypherpunks movement aims to create a new financial system that respects individuals' security, privacy, and freedom, as a solution to regain financial self-sovereignty.

And so, they set out to create **bitcoin**, a digital currency that would revolutionize the way we think about money and financial transactions. To do this, they needed to find a way to record transactions that was more secure and transparent than traditional centralized ledger systems. Why did they feel this way?

4.1 Abuse of Centralization

4.1.1 Centralized Systems

Centralization of power often leads to corruption, which can result in the mismanagement of resources, including financial resources. This can disproportionately affect those lower in the hierarchy and without as much influence or power, causing them to bear the greatest burden of the consequences of corruption and mismanagement.

The modern fiat system is characterized by centralization of control, with a small group of banks

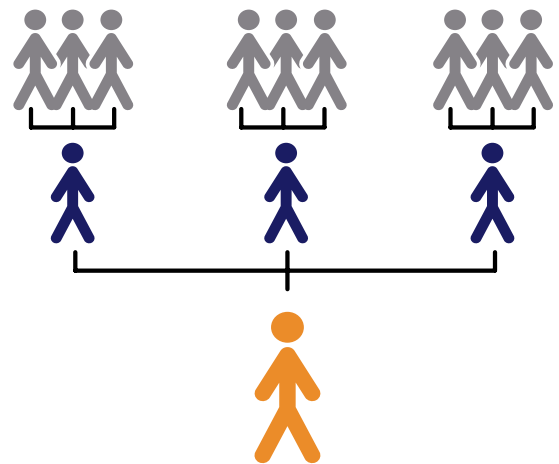
and other financial institutions holding significant weight over the economy.

A centralized system can be thought of as a tree with a single trunk. The trunk represents the central authority or point of control, and the branches represent the various parts of the system that are controlled by the central authority. In this analogy, the tree is vulnerable if the trunk is damaged or diseased, because the entire tree relies on the trunk for support.



There are many **drawbacks to centralized systems** including:

- **Vulnerability:** A centralized system relies on a single point, so if that point fails, the whole system can fail.
- **Control and power:** Those in control of centralized systems have a lot of power and influence over how they work.
- **Inefficiency and intermediaries:** Centralized systems often use intermediaries, which can make them slow and add extra costs.
- **Lack of autonomy:** People may not be able to make their own financial decisions.
- **Censorship and restriction:** There is a risk of being blocked or restricted from accessing certain financial resources in centralized systems.
- **Scaling challenges:** Centralized systems may struggle to keep up with increasing demand for financial services and resources.
- **Security risks:** Centralized systems can have weaknesses that hackers can use to gain access or cause damage.
- **Lack of transparency and trust:** It can be hard to understand how centralized systems work and to make informed decisions about them because they may *not be transparent or trustworthy*.

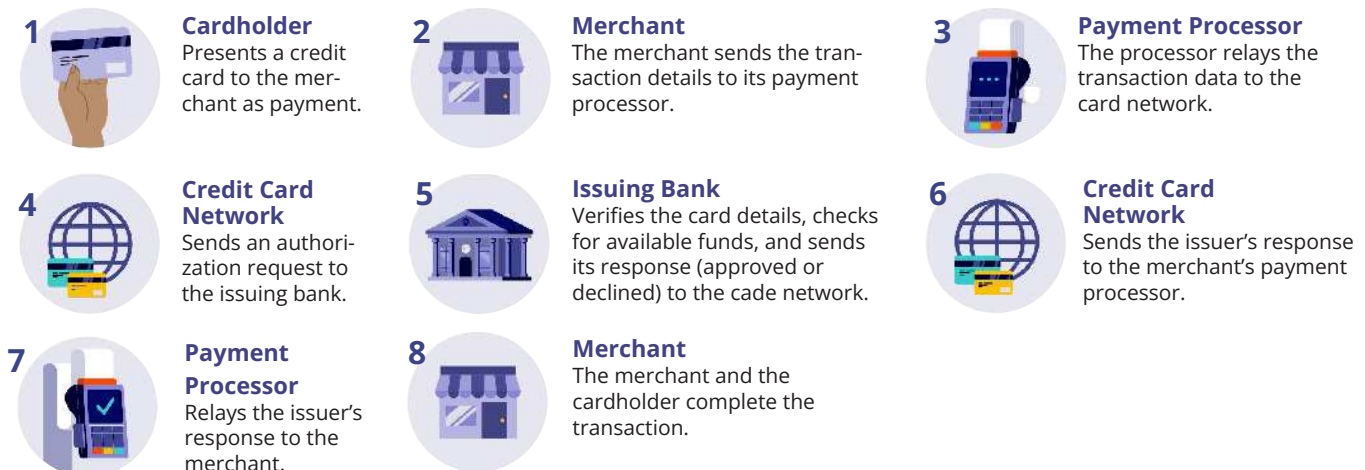


The Future is Decentralized: Empowering Communities

4.1.2 Counting the Middlemen: A Look at the Intermediaries in a Credit Card Transaction

Modern banking. Simple, right? Take something as seemingly simple as buying a hamburger with a credit card. At first glance, it may seem undemanding and harmless. But if we break down the steps and see the intermediaries involved, you might be surprised at what we discover. Are there inconveniences, inefficiencies, maybe even hidden dangers lurking in the shadows? Let's find out.

Step	Transactions	Descriptions
1	Cardholder-Merchant	You go to McDonald's and order a hamburger using your Citi MasterCard card.
2	Merchant-Payment Processor	McDonald's sends an authorization request to its payment processor.
3	Payment Processor - Credit Card Network	The processor receives the request and sends it to Mastercard.
4	Credit Card Network - Issuing Bank	Mastercard passes the request along to your issuing bank, CitiBank.
5	Issuing Bank - Credit Card Network	Citibank checks that your account is in good standing and sends the authorization code back to the Mastercard.
6	Credit Card Network - Payment Processor	Mastercard sends the authorization back to the processor.
7	Payment Processor - Merchant	The processor sends the authorization back to McDonald's.
8	Cardholder - Merchant	You receive your hamburger.



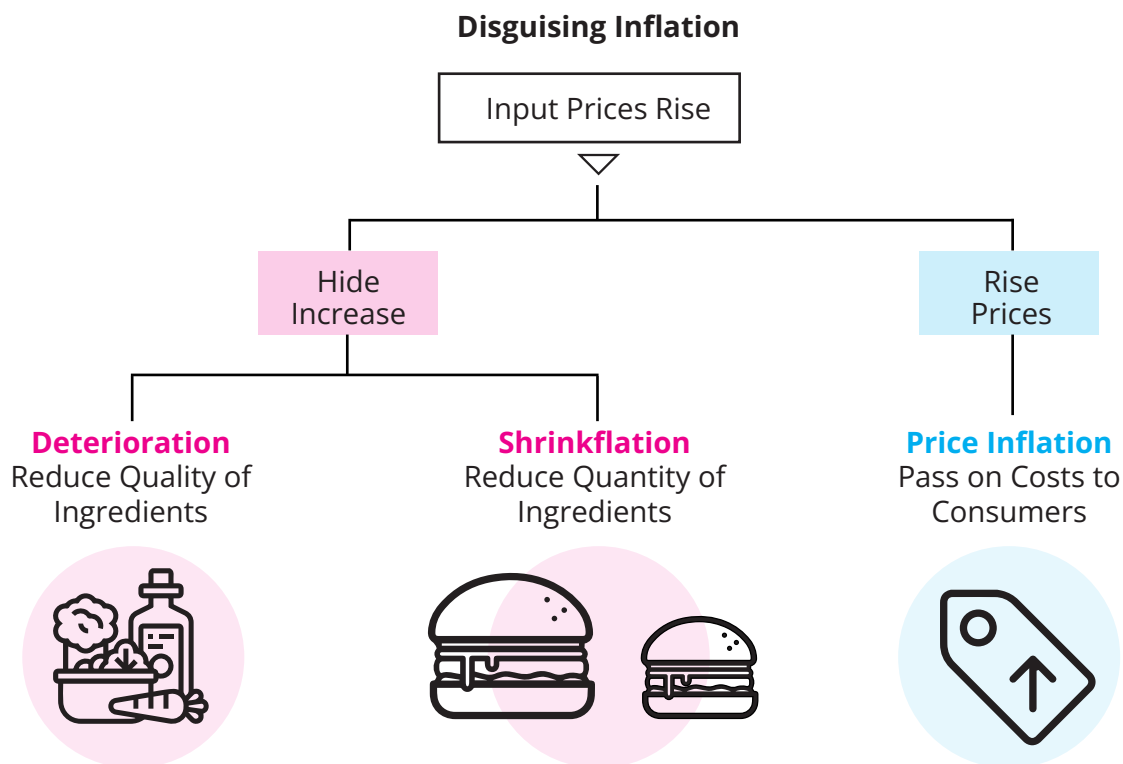
At this point, no actual funds have changed hands, except perhaps a **small authorization fee**. The transaction only exists on "paper." McDonald's needs to close or batch-out its sales for the day. The closing process might look like this:

1. McDonald's terminal or point-of-sale (POS) system sends the day's transactions to the processor.
2. The **processor** sends the transaction information to **Mastercard**.
3. **Mastercard** sends the transactions to **Citibank**.
4. **Citibank** confirms the authorizations, **holds back their interchange fees** (there are over 900 possible fee codes in North America), and transfers the funds back to **Mastercard**.
5. **Mastercard takes its assessment fee** and sends the funds to the **processor**.
6. The **processor takes its cut**, as set out in the merchant agreement, and deposits the funds to McDonald's bank account.

Who do you think paid for the fees? Of course YOU. But, did anybody inform you of this? Oh, no! They were hidden in the cost of the hamburger.

And all of this happens believe it or not because we rely on centralization.

The modern banking world comes with various risks, including accidental double swipes, credit card fraud, human and computer errors, and potential hacks.



The Future is Decentralized: Empowering Communities

4.2 A Powerful Tool for Overcoming the Limitations of Centralization

Decentralized systems, on the other hand, can be thought of as a forest. Each tree represents an independent participant, and the forest represents the overall system. In this analogy, the forest is more resilient than an individual tree because it does not rely on a single point of failure. If one tree is damaged or diseased, the rest of the forest can continue to thrive. The trees in the forest share the ground, the nutrients, the sun, and the rain.



Decentralized systems, like communities, networks, and forests, function best when there is a diverse group of individuals working together, rather than a single central authority dictating all the rules.



A **network** is a group of **nodes** that are connected to each other in some way. This connection allows the devices to exchange information and communicate with each other.

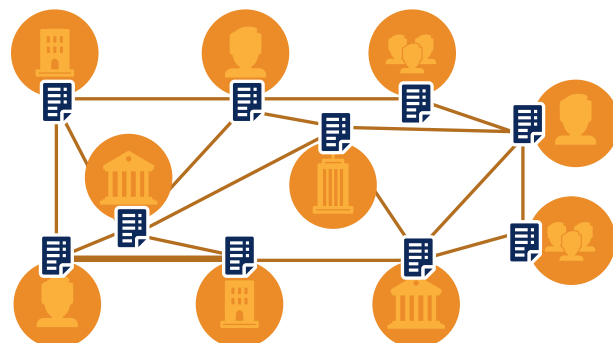


A **node** is a *computer connected to a network that can share and/or receive information and communicate with the other nodes.*

Advantages of a decentralized system:

- It is more resilient and reliable because there is *no single point of failure*. If one part of the system goes down, the rest can continue to operate.
- With the right encryption, decentralization is more *secure* because there is no central point of control that can be targeted by hackers.

Distributed Ledger Technology



- It can help you become *sovereign*, meaning that you'll have more control and autonomy over your own assets and decisions, rather than relying on a central authority
- They can be more *transparent* because all nodes have access to the same information and can see what is happening in the system.
- They can be *permissionless*, meaning that anyone can join or participate in the system without needing permission from a central authority.
- They can be *limitless*, meaning that there is no predetermined limit on the number of nodes that can join the system.
- Each node has *equal opportunities* to contribute and influence the network, making it a more democratic and inclusive structure.
- Participants can also choose to use pseudonyms or "nicknames" to *protect their privacy and security*, which can make the system more resistant to censorship and attacks.



Decentralized scarcity is often seen as a good thing for money because it prevents inflation and manipulation by a central authority.

However, decentralized systems also have their **challenges** and limitations.

- Decentralized systems may require more work to get all the connected devices (nodes) to agree and work together.
- Decentralized systems may also be more at risk for trouble caused by bad actors or devices (malicious nodes) that could harm the network.

4.2.1 Class Exercise: Decentralized Consensus Game with Bad Actors

In a decentralized network, **consensus** refers to the process of reaching agreement among the members of the network. This can present difficulties as there is no central authority to make decisions or resolve conflicts. Instead, decisions must be made through a process of negotiation and compromise among the members of the organization.

Class Exercise. In this game, you will be playing the role of **nodes** in a decentralized network. Your goal is to come to a **consensus** on a problem **without trusting each other**.

- You will play the role of a node in a decentralized network and work with others to come to a consensus on a problem.
- There may be bad actors in the group who will try to mislead or sabotage the process.
- As a **good actor**, your goal is to work with others to verify information and achieve consensus.

The Future is Decentralized: Empowering Communities

- As a **bad actor**, your goal is to mislead the group but do so in a subtle manner.
- The purpose of the game is to understand the challenges and benefits of decentralized systems and learn how to verify information, achieve consensus, and identify malicious behavior.
- You will be divided into small groups and given a problem to solve within a set time frame.

Remember, **in a decentralized system, you cannot simply trust the answers of other group members.** You must verify the accuracy of the information and come to a consensus through discussion and collaboration.

4.3 Transactions are Just Agreements to Trade

Welcome to *The Decentralized Micronesian island of Yap!* It is a bit remote, but fascinating because people use a special kind of currency called “Rai stones.” A feature that makes them a great form of money is their **scarcity**. The total number of Rai stones is *limited*, which means that *they cannot be easily reproduced or inflated* like fiat currencies. This fixed supply helps to maintain the purchasing power of the Rai stones over time and makes them a reliable store of value. These Rai stones are like giant coins that are used to purchase stuff



on the island. The thing is, they can weigh a *ton*. Rai stones can actually crush you, so they’re a bit impractical to carry around. How then, can people conveniently use Rai stones as mediums of exchange without having to physically take them from one place to another?

4.3.1 To Trust or Not to Trust

While the US Dollar is now the official currency of Yap Island, Rai stones still are a type of money. Unlike the dollars, the Rai stones on Yap Island are not controlled by a single authority or stored in banks. Instead, the transactions are based on oral history and trust, with people keeping track of their own records of who owns which stones.

This system has both benefits and drawbacks. On the one hand, it allows for a certain degree of independence from one central authority. On the other hand, it can also lead to disagreements and potential for cheating. Why?

Decentralization is easy to achieve in small groups. Life is simple as there are fewer people to coordinate; it is often possible for everyone to have a say in decision-making processes and for those

decisions to be implemented relatively quickly. As a group gets larger, it becomes more difficult to reach an agreement and for decisions to be implemented effectively.


- Imagine that you have a field full of ripe corn that needs to be harvested. You need some help, so you approach your neighbor, Raquel, and offer her a deal: if she helps you harvest the corn, you will give her a 10 kg stone in exchange. Raquel agrees, and for the next day, she works alongside you in the fields, helping to gather the corn and bring it in. At the end of the day, you both shake hands and instead of physically handing over the stone, you simply show her that her payment (the Rai stone) is in your backyard.

- From that point on, *you both agree* that the stone now belongs to Raquel. This type of **transaction**, where no currency actually is handed from one individual to the other as a form of payment, but instead a *physical object is used as a symbol of value*, is common on Yap Island and has been used for centuries as a form of currency.

- Five years later, you decide to try and claim the Rai stone as your own. You present evidence to the community that the stone has been passed down through your family for generations, and that you are the rightful owner.

- However, Raquel remembers the agreement that you both made and provides evidence by bringing witnesses of the exchange to give a statement. She argues that the stone rightfully belongs to her, as it was given to her in exchange for her help with the harvest.

- Some members of the community might agree with your claim, citing the tradition and history of your family's ownership of the stone. However, others might side with Raquel, pointing to the agreement that was made and the fact that the stone has been in her possession (figuratively speaking) for five years without any objections from other members of the community. Factors that might be considered include the history and tradition of ownership, the terms of the agreement between you and Raquel, and any relevant evidence or arguments. Not a very solid solution, is it?



So then, how can thousands of strangers all agree on one truth without anyone having the final say? This is something that has puzzled people for a long time, and it's an important question to consider. It turns out that the internet has helped us find a solution to this problem. The solution is called the **blockchain**.

4.3.2 Let's Swap Trust for Rules

Imagine you and your friends are in a group chat where you can buy and sell things with each other. Every time a purchase is made, it's recorded in a shared document for everyone to see and each person's balance is updated. This chat uses a digital ledger to keep track of all the transactions that have happened. The ledger is like a record book that everyone can see.

The Future is Decentralized: Empowering Communities

In a decentralized system like this, all the participants have a copy of the ledger. This makes it hard for any one person or group to change any information without being noticed. It's like a security measure to make sure that the records are accurate and no one can cheat. This is similar to how a **blockchain** works.

Instead of relying on personal relationships and subjective interpretations of trust, a decentralized system can operate effectively if it is *based on a set of clear, transparent rules that everyone agrees to follow*. This way, *decisions can be made and conflicts can be resolved in a fair and objective manner, without relying on the trust of individual parties*. It might not be as romantic as relying on trust, but it's a much more reliable way to ensure that a decentralized system operates smoothly.

- If Yap Island had a set of unbreakable rules and a written record of all transactions between its members, the conflict between you and Raquel could have been avoided. These rules and records would have made it clear to all members of the village what their rights and responsibilities were.

But is it that simple? Not really; there was a lot of trial and error before blockchain technology was actually a success.

- What are the exact rules that must be followed?
- Who makes these rules?
- Why will people want to follow the rules?
- How do rules get distributed across the network?
- What will happen if someone breaks the rules?
- How can the rules be changed or updated later?
- How will the rules be enforced to make sure everyone follows them?
- How can the rules be made clear and easy to find for everyone in the system?

4.4 Unlocking the Power of the **Blockchain**: A Technology Revolutionizing the Future

Despite numerous setbacks, one very enigmatic person (or group of people) finally found the key to developing a game-changer methodology for the world of trade and finance. This masterpiece made it incredibly easy to track and verify transactions, streamlining the process of exchanging money, goods, and other assets. With its innovative approach and advanced technology, this system revolutionized the way we think about economic transactions, making them faster, safer, and more efficient than ever before.



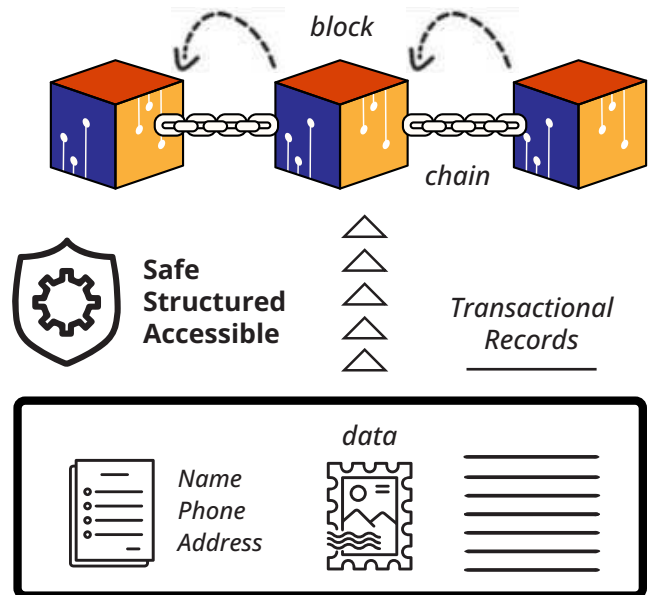
A **blockchain** is a decentralized digital ledger that securely records and verifies all transactions across multiple computers in a transparent manner.

A **blockchain** is like a history book. Each page (or “**block**”) has a list of things that happened (**transactions**). As more things happen, we need to add new pages (blocks) to the book. Anyone can read the book for free, but only special helpers (**miners**) can add new pages. They make sure that what’s written is true. Once something is written in the book, it can’t be changed or erased. It’s a permanent record of all the **transactions** that have happened on the **blockchain**.

- A **blockchain** does not have a central authority (like an author, a publisher or an editor) that can edit, delete or change the information recorded in it, hence it’s considered a more secure and reliable method of record keeping compared to a traditional central database.

What is a blockchain?

All records of actions on the **blockchain** are called transactions.



If the helpers (**miners**) are not in **consensus** about the validity of the pages (**blocks**), they will be rejected and will not be added to the **blockchain**.

But in order to understand the **blockchain**, we have to get a sense of the context in which it exists. While many feel that the **blockchain** has uses as an independent innovation, its true founding role is singular: to create an immutable ledger so that a decentralized, trustless form of money exists. To understand the **blockchain**, we need to understand **Bitcoin** as a whole.



Chapter #5

Unveiling the Future of Money: An Introduction to Bitcoin

5.0 The Mysterious Creator of Bitcoin: Uncovering the Identity of Satoshi Nakamoto and His White Paper

5.1 Introduction to Bitcoin and bitcoin

5.1.1 What is bitcoin? What is Bitcoin?

5.1.2 What is the difference between Bitcoin and bitcoin?

5.1.3 Why learn about bitcoin when I can't afford it?

5.1.4 What is bitcoin made of?

5.1.5 Why is bitcoin good money?

5.1.6 Why should I care?

5.1.7 How do you **use** bitcoin?

5.1.8 How do you **send** or **spend** bitcoin?

5.1.9 How do you **receive** bitcoin?

5.1.10 Can Bitcoin be shut down?

5.1.11 How does the blockchain keep track of who spends which bitcoin?

5.1.12 How do new bitcoin enter the network?

5.1.13 What is a bitcoin transaction?

5.1.14 Are bitcoin transactions secure?

5.2 Who's Who and What's What in the Bitcoin World?

5.3 Walk Me Through an Actual bitcoin Transaction

5.3.1 Class Exercise: Bitcoin Transactions in Action

5.4 What Gives bitcoin Its Value?

Unveiling the Future of Money: An Introduction to Bitcoin



Watch the following video: “What is Bitcoin? A Simple Explanation” by 3Blue1Brown. You can come back to the key moments anytime, as it is segmented.



Bitcoin is a revolutionary digital system that allows for secure and transparent financial transactions without the need for a central authority.

5.0 The Mysterious Creator of Bitcoin: Uncovering the Identity of Satoshi Nakamoto and His White Paper

Satoshi Nakamoto is the pseudonym used by the unknown person or group of people who created **Bitcoin**, and implemented the first **blockchain** database.

In 2008, Satoshi published a document called the “Bitcoin Whitepaper,” which explained in detail **what Bitcoin is and how it works**. He shared it with the online community of tech enthusiasts known as the Cypherpunks, and it quickly gained attention for its innovative approach to digital currency.



Satoshi Nakamoto’s goal for **Bitcoin** was to create a decentralized **digital currency** that was accessible to anyone with an internet connection, with transparent and fair transactions that were permanently recorded on a secure, distributed ledger (the **blockchain**).

But here’s the catch: no one knows who Satoshi Nakamoto really is. The identity of Satoshi remains an enigma to this day, making them one of the most fascinating and cryptic figures in the world of technology.

- Satoshi Nakamoto is estimated to have around 1 million **bitcoin**, which would make them one of the richest individuals in the world if their identity were to be revealed.
- Satoshi Nakamoto is believed to be a native Japanese speaker, as the original **Bitcoin** software and white paper were written in perfect English, but some of the comments in the code are written in Japanese.
- Satoshi Nakamoto’s authored only a few hundred forum posts and emails in his time, but most are still available online to give you a glimpse into the mind and motivations of **Bitcoin**’s creator.

- It is also possible that Satoshi Nakamoto could be a group of people and not just a single individual.
- In the early days of **Bitcoin**, Satoshi Nakamoto was quite active in the community, answering questions and helping to troubleshoot issues. However, he/she/they abruptly disappeared in 2011 and has not been heard from since.
- Satoshi Nakamoto's true identity has been the subject of much speculation, with several people claiming to be the real Satoshi over the years. However, none of these claims have been conclusively proven.

While Satoshi was the primary architect behind **Bitcoin**, they didn't work alone. There was undoubtedly great input and assistance from influential figures in tech and cryptography, including Wei Dai and Nick Szabo.


Despite facing challenges such as technical issues and skepticism from the community, his creation inspired the development of many other technologies and gained widespread adoption. Even with the controversies it has faced, bitcoin remains king in a world of cryptocurrencies. Satoshi's last known message was a reassurance that the project was "in good hands" with software developer Gavin Andresen.

Bitcoin Conspiracy and Mystery



Bitcoin is the brainchild of a mysterious unknown person or group known as '**Satoshi Nakamoto**'.

To this day, nobody knows who the person(s) behind **Bitcoin** is.



In Japanese

- "**Satoshi**" translates into "clear-thinking; quick-witted; wise."

- "**Naka**" can mean "inside" or "relationship".

- "**Moto**" is defined as the origin; the cause; the foundation; the basis."

Because of this, some believe that the translation points to **Bitcoin** being created by the CIA (Central Intelligence Agency).

Yet more conspiracy theorists believe that four companies are behind things:

Satoshi = Samsung & Toshiba
Nakamoto = Nakamichi & Motorola

Pages: [1] print

Author: **satoshi**
 Founder
 Sr. Member
 Activity: 364
 Merit: 2621

Topic: Added some DoS limits, removed safe mode (0.3.19) (Read 23063 times)

Added some DoS limits, removed safe mode (0.3.19)
 December 12, 2010, 06:22:33 PM

Mentioned by: bumbacoïn (50), sakamamoto (30), yehoo62270 (25), notsak (25), mindrust (20), lecardster (10), aTiz (7), lauda (5), betwong (5), Mirpumpkin (5), TMAN (5), minorman (5), FucGreads (4), EFS (3), Donslip (2), Anon130 (2), YuanFada (2), cinnamon_carter (2), edgycorner (2), Scaring (1), LFC_Bitcoin (1), H-TEC95 (1), rule14 (1), hashpeps:93 (1), first4x (1), billgator (1), x001 (1), dencsikem (1), bandman (1), Woshib (1), shirasendy1P (1), crypto_trader#4222K9 (1), Rooster101 (1), lin'kash (1), shak30 (1), keson (1), Scorpion (1), CoolWare (1), ghorat (1), Vomo77 (1), rikasrodence (1), murray-wildard (1), akoojaye (1), JDq (1), TheA-tharVogel (1), OAZ1337 (1), zankeu (1) #1

There's more work to do on DoS, but I'm doing a quick build of what I have so far in case it's needed, before venturing into more complex ideas. The build for this is version 0.3.19.

- Added some DoS controls
 As Gavin and I have said clearly before, the software is not at all resistant to DoS attack. This is one improvement, but there are still more ways to attack than I can count.

I'm leaving the -lmmfrerelay part as a switch for now and it's there if you need it.

- Removed "safe mode" alerts
 "safe mode" alerts was a temporary measure after the 0.3.9 overflow bug. We can say all we want that users can just run with "-disable safemode", but it's better just not to have it for the sake of appearances. It was never intended as a long term feature. Safe mode can still be triggered by seeing a longer (greater total PoW) invalid block chain.

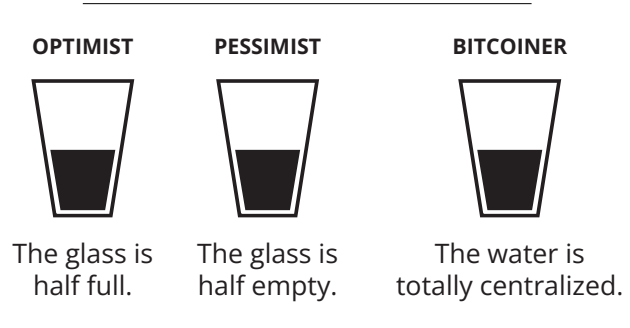
Builds:
<http://sourceforge.net/projects/bitcoin/files/Bitcoin/bitcoin-0.3.19/>

Unveiling the Future of Money: An Introduction to Bitcoin

5.1 Introduction to Bitcoin and bitcoin

On May 17, 2010, the first known exchange of **bitcoin** for goods took place. Lazlo Hanyecz purchased two pizzas for 10,000 BTC. How did he do this?

In broad terms, **bitcoin** is similar to traditional money, but instead of being physical, it exists only on the internet. To use **bitcoin**, you have to download a program on your computer. When you run the program, it connects to other computers also running the program. They share a file called the **blockchain** which is a big list of all the **bitcoin** transactions ever made.



5.1.1 What is bitcoin? What is Bitcoin?



bitcoin (lowercase "b"): It is the digital cash that runs on the **Bitcoin network**.

It is a **currency "b"** that allows people to send and receive payments online. It is called "digital" because, unlike traditional currencies such as the US dollar or the euro which are physical currencies that can be held in your hand, **bitcoin** can only be used with the internet.

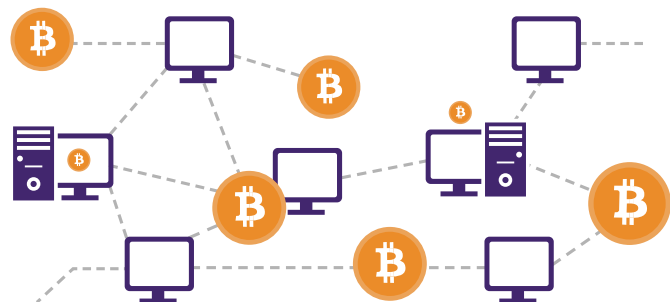


Bitcoin (capital "B"): It's everything else; the system, the network, the software, the rules, the community... Satoshi's creation.

The **Bitcoin network "B"** is made up of computers from all around the world that work together to process and verify transactions. These transactions are registered on the **blockchain**.


The **rules** for using **Bitcoin** are implemented in the **software** that runs the **Bitcoin network** and followed by all participants in the network. They are designed so that everyone uses Bitcoin in a fair and predictable way.

The **community** of people who use and support **Bitcoin** is made up of individuals, companies, and organizations all around the world. They are the ones who keep the network functional by using and supporting the currency, running the software that powers the network, and contributing to the network's development.



5.1.2 What is the difference between *Bitcoin* and *bitcoin*?

One way to think about the relationship between *bitcoin* and the *Bitcoin network* is to consider the relationship between an email and the internet. Just as an email is a message that is sent and received over the internet, bitcoin is a digital currency that is transferred and received over the *Bitcoin network*. The internet provides the infrastructure for emails to be sent and received, while the *Bitcoin network* provides the infrastructure for *bitcoin* to be transferred and received.



5.1.3 Why learn about *bitcoin* when I can't afford it?

Have you ever thought about using bitcoin, but have been put off by the high price of one whole coin? Don't worry, you're not alone! The good news is that you don't have to buy a whole *bitcoin* to start using it. Just like you can purchase a fraction of a dollar with coins, you can also purchase a fraction of a *bitcoin*. One *bitcoin* is divisible into 100 million units called *satoshis*, so you can buy any amount of *bitcoin*, even a small amount. Now that you know you can buy as little as 1 cent worth of bitcoin, let's go ahead and explore the possibilities of using this digital currency!

Satoshi	Bitcoin
1	0.00000001
10	0.00000010
100	0.00000100
1,000	0.00001000
10,000	0.00010000
100,000	0.00100000
1,000,000	0.01000000
10,000,000	0.10000000
100,000,000	1.00000000



The symbol for *bitcoin* is **BTC** or **₿** and the abbreviation for *satoshis* is **Sats** similar to how a dollar is USD or \$.

The conversion is **1 BTC = 100,000,000 sats**

- For example, let's say you want to buy an apple that costs \$1.40, but you only have **0.00008 bitcoin**. Don't let the small amount scare you! In fact, when you leave the store after paying, if you check your balance on your phone, you will most likely notice that you have a few sats left to spare.

5.1.4 What is *bitcoin* made of?

- Nothing that can be physically touched, such as a banknote or dollar bill. They are digital currency units that exist on the *Bitcoin network* as a **record of ownership**.

Unveiling the Future of Money: An Introduction to Bitcoin

• Just as every dollar bill has its own **UNIQUE serial number** that is used to identify it and prevent counterfeiting, and every person has their own ID, every **bitcoin transaction** corresponds to a unique **bitcoin "fingerprint"** helping to identify the **bitcoin** and its **transaction** history.



= 79054025255fb1a2

Serial Number. It is a unique combination of eleven numbers and letters appears twice on the front of the note. Each note has a unique serial number.

Bitcoin Transaction. Each bitcoin transaction has a unique digital fingerprint.

• In today's virtual age, it is possible for things to be real and valuable even if they do not have a physical form.

5.1.5 Why is **bitcoin** good money?

Characteristic	Why bitcoin is good money.
Durable	It is a digital currency and is not subject to physical wear and tear. Like gold.
Portable	It can be easily stored and transferred digitally, making it convenient to carry anywhere. Like cash, but better.
Uniform	All bitcoin are worth the same, no matter where they are used or who owns them. Like cash, but better.
Acceptable	Every day more people around the world accept bitcoin as a form of payment. Like cash, but better.
Scarce	The total supply of bitcoin is limited, 21,000,000 to be exact, making it valuable and desirable. Like gold, but better.
Divisible	It can be divided into smaller units, called satoshis , allowing for smaller transactions. In theory, because it is digital, a bitcoin is infinitely divisible. Like cash, but better.

5.1.6 Why should I care?



Faster, Cheaper Payments

Send money across the globe in minutes, with extremely low fees.



Financial Inclusion

2.5 billion unbanked people can have access to money via a phone or a computer.



Increased Privacy

Bitcoin transactions are public, but your identity is not.



Blockchain Technology

The technology behind **Bitcoin** will power the future of many different industries.

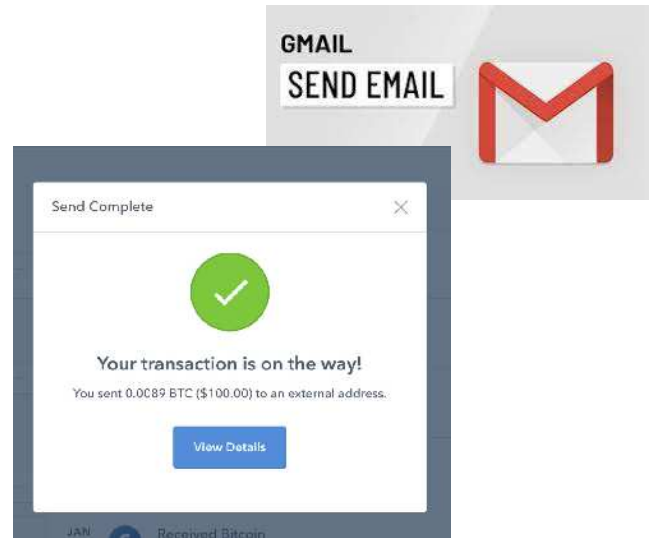
5.1.7 How do you **use bitcoin**?

To use **bitcoin**, you'll need to set up a digital wallet on your computer or phone. You can use your wallet to store, send, or receive **bitcoin** from other people, or even to buy things online.

5.1.8 How do you **send or spend bitcoin**?

All you need is an internet connection.

- The process of sending bitcoin is just like sending an email. To send an email, you open your email client, enter the recipient's email address, type a message, and click send. In a similar fashion, to send **bitcoin** to someone or spend **bitcoin** when you are purchasing something in exchange, you open your bitcoin wallet, enter the recipient's **bitcoin address**, enter the amount of **bitcoin** you want to send (or spend), and click send.



5.1.9 How do you **receive bitcoin**?

To get **bitcoin**, you can either buy it online, accept it as a gift from someone or as payment for goods or services, or “mine” it (work hard for it) by using a computing device. With any of these forms, once you get it, you will store it in a “wallet”.

5.1.10 Can **Bitcoin** be shut down?

Governments may try to make it difficult for people to **use Bitcoin**, but it is difficult to completely shut down the network. This is because **Bitcoin** is decentralized, meaning there is no central company or organization that controls it. Instead, the software is **open-source**, which means anyone can download, use, and run the software on their own computer.

Governments may try to **restrict access** to **Bitcoin**, but this is similar to the way governments try to control access to the Internet. People can use tools like VPNs to bypass these restrictions. Additionally, due to the digital nature of **Bitcoin**, it can be hidden relatively easily. It is much more difficult for governments to locate and confiscate **bitcoin** than it is to locate and confiscate physical assets like gold or real estate.

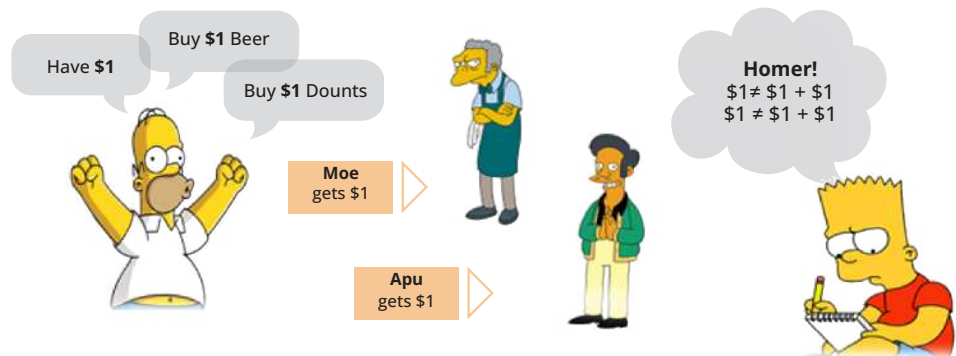
Despite being illegal in some countries, people continue to access the **Bitcoin network**. Additionally, some countries have attempted to control **Bitcoin** by creating their own central bank digital currencies, which could have varying outcomes. Some people may accept and adapt to the new centralized system, while others may reject it and further pursue decentralized solutions like **Bitcoin**.

Unveiling the Future of Money: An Introduction to Bitcoin

5.1.11 How does the *Blockchain* keep track of who spends which *bitcoin*?

You know how you can't spend the same dollar bill twice? *Bitcoin* similarly works to make sure that you can't spend the same digital coin twice.

You see, before *Bitcoin*, it was possible to send transactions across a network of computers, but there was a problem: people could send conflicting transactions, like trying to spend the same coin twice. This is called "**double-spending**".



Bitcoin solves this problem by making all the computers on the network work together. When a new transaction is sent, it's sent to all the computers, and they keep it in memory before writing it to a permanent file (the *blockchain*).

This process is called "**mining**", and it makes sure that no double-spending transactions ever get written to **the file**. It's like a big competition that nobody can cheat, so your *bitcoin* are always safe.

This is how *Bitcoin* reaches consensus, all without a single punch being thrown!

At regular intervals, one of the computers gets to add all the transactions it has in memory to the file. Then it shares the updated file with all the other computers on the network. All the computers agree on which transactions are valid, and which aren't, and they remove any conflicting ones from their memory.

5.1.12 How do *new bitcoin* enter the network?

To pay or **reward miners** for their hard job, every time they add a new block to the blockchain, they get compensated with newly minted *bitcoin*. Currently miners get paid 6.25 BTC for every block they mine.

5.1.13 What is a *bitcoin transaction*?

A ***bitcoin transaction*** is a transfer of ownership of existing *bitcoin* units to a new owner. But instead of transferring actual coins, what happens is that all the nodes in the network update their local copy of the public ledger to reflect the change in ownership. (Think back to the Rai stones! This is just a more advanced version, where the ledger is externalized, rather than memorized, for all the public to review and see).


- Marc and Roby want to exchange 1 BTC. To understand this, it's important to know that there are no physical coins in **bitcoin**, only updates to the **blockchain**, which then get reflected in the wallets of both parties involved.
- When Marc wants to send 1 BTC to Roby, it's called a **peer-to-peer** transaction because the ownership of the value goes directly from Marc to Roby. But Roby doesn't actually receive a "digital coin" from Marc. Instead, all the nodes in the network update their local copy of the public ledger, which changes the ownership of the **bitcoin** from Marc's address to Roby's address.
- A **bitcoin transaction** is simply a **signed message** that Marc sends to the network, which is then validated by many nodes. The message goes through several steps, like being picked up by some of the full nodes, being validated, and then being broadcasted, until all the nodes in the network have independently validated it.



The **signature** is a digital representation of the **transaction details**, including the amount of **bitcoin** being sent, the **sender's address (Marc)**, and the **recipient's address (Roby)**.



Purpose of a Digital Signature



A signature confirms that the message (document or email) originated from the sender and has NOT been modified.

Imagine all existing **bitcoin** as being stored in digital safes, each with a different amount of BTC along with a history of how they got there.

Each safe has an owner. Therefore, it has to be identifiable with an **address**. Addresses are protected by a digital lock with two different keys, like passwords to an account. If a safe has **bitcoin**, its owner can open it with his **private key** and transfer any desired amount of **bitcoin** to another safe.

From Roby's perspective: To **receive bitcoin**, you need to provide the sender (Marc) with your **address** where **bitcoin** can be deposited.

From Marc's perspective: To **spend** your **bitcoin**, you need to access **your private key** for it to be unlocked.

Unveiling the Future of Money: An Introduction to Bitcoin

5.1.14 Are *bitcoin* transactions secure?

The transaction details, such as the sender and recipient addresses and the amount being transferred, are publicly visible on the *blockchain*, but the ownership of the *bitcoin* being transferred is verified through the use of cryptography.

What is Cryptography?



Cryptography is a way of keeping information secret by disguising it in code.



- **Encryption** is the process of taking information and putting it in a special code, making it unreadable to anyone without the correct decryption method. This is similar to locking a safe, where only the person with the correct key or combination can open it.

- On the other hand, **decryption** is the process of taking the coded information and **making it readable again**, like unlocking the safe and being able to read the information inside.

For instance, let's say Arel and John want to keep a message hidden from someone named Ronny. They agree to use a secret key to disguise the message before sending it to each other. They could use a simple method like shifting each letter of the message down the alphabet, so that A becomes B, B becomes C, and so on. Only those with the key can decrypt the message, making it unreadable to Ronny. Though this method is not considered secure today, it illustrates the principle of private-key cryptography.

How to Solve Pigpen Cipher

When solving the Pigpen Cipher, the player is given an encrypted message and a cipher. To decrypt the message, the player will find the symbol from the encrypted message on the cipher to find the decrypted letter.

- Example of an encrypted message:



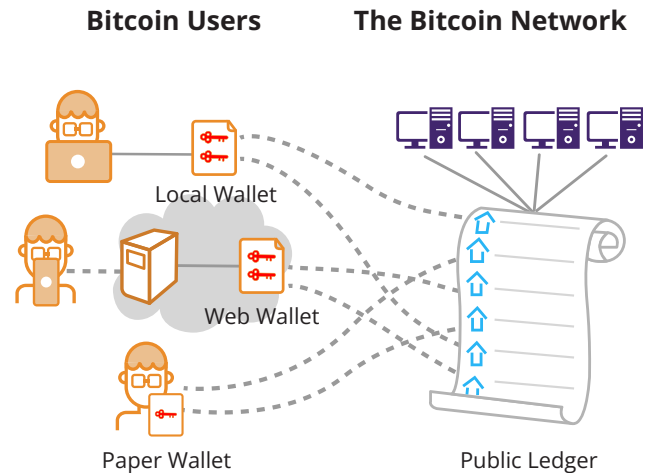
A	B	C	J	K	L	S	W
D	E	F	M	N	O	T	X
G	H	I	P	Q	R	U	Y
						V	Z

How Does Cryptography Work in Bitcoin Transactions?

In traditional private-key cryptography, John and Arel would have to first share a secret key, like a password. John would then use this key to scramble his message before sending it to Arel. Arel, who also knows the secret key, would then use the same key to unscramble the message and read it.

However, Ronny could also intercept the message and use the same key to unscramble it and read the message.

With **public key cryptography**, which is the type of cryptography used in bitcoin transactions, John and Arel each have two keys: a **public key** and a **private key**. John can use Arel's **public key** to scramble his own message before sending it (to Arel). Only Arel's **private key** can unscramble the message. Ronny, who does not have Arel's **private key**, would not be able to read the message even if he intercepts it.



In addition to encrypting messages, **public key** cryptography can also be used for digital signatures. A **digital signature** is a way to prove the authenticity of a message, similar to a written signature on a physical document. In order to create a digital signature, John would use **his private key** to **encrypt his signature**. Arel then uses John's **public key** to decrypt it and verify that it was indeed sent by John.



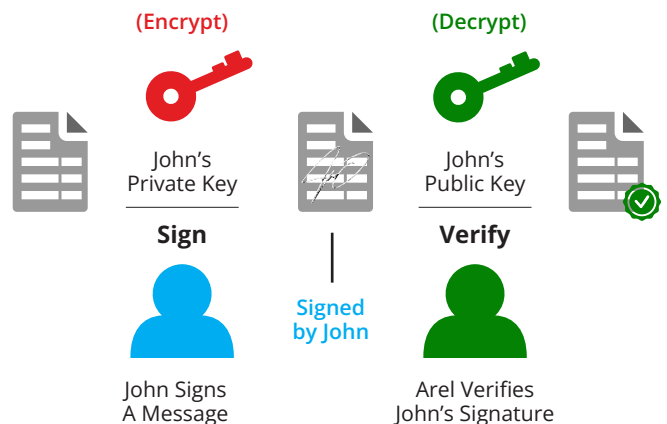
Public Key Cryptography (For every transaction between two users):

Each user has two keys; a **private key**, which is **kept secret**, and a **public key** that can be **shared with others**.

The **private key** serves as a form of identification and proof of ownership, confirming: **"This address belongs to me and I have control over it"**

Digital signatures are created to identify unique transactions.

Digital Signature



Unveiling the Future of Money: An Introduction to Bitcoin

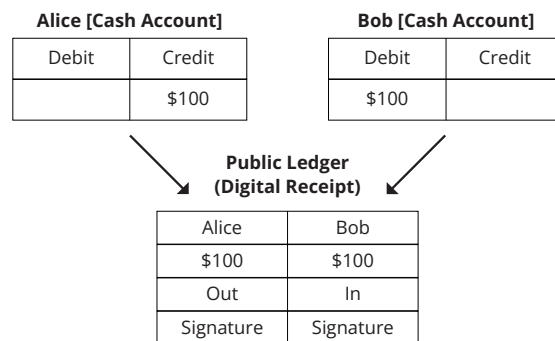
So the main advantage of **public key cryptography** over private key cryptography is that it allows for secure communication without the need for the sender and receiver to first share a secret key, which could be intercepted by a third party.

- **Bitcoin transactions** involve transferring a certain amount of **bitcoin directly** to another person's account.

 - You wouldn't want someone to just steal the money your friend sent via Venmo because the payment rail is insecure, would you?

- Encryption is a way to keep important information guarded from malicious actors as it travels through the network, some of whom, such as hackers, might deviate the funds to their account instead.

- As an additional measure of protection, to keep the **transaction details** safe and secure in **Bitcoin**, a **UNIQUE signature** is added to each transaction. This **signature** acts like a secret code that ensures that no one can change any part of the transaction without the software detecting it and marking it as invalid.



Comparing Bitcoin Transactions to Traditional Banking

- In traditional banking, a **PIN** is used to **authenticate** transactions, similar to how a **private key** is used to **sign** transactions in **blockchains**.

A simple analogy for this process would be a person accessing their bank account number with a private pin (**private key**), and then using their own personal signature (**unique signature**) on an online check (**digital currency**) to send money (**make a transaction**) to someone else (another user). Just like how a person's signature on a check verifies their identity and authorizes the **transaction**, the **digital signature** using a **private key** verifies the identity and authorizes the **transaction** of digital currency.



5.2 Who's Who and What's What in the *Bitcoin* World? Identifying the Key Roles in the Network

There are three main types of participants in the *Bitcoin* network:

- 1** **Miners** are computers in the *Bitcoin Network* that write and verify new transactions on the blockchain by appending new blocks to it. Miners are rewarded with *bitcoin* for the work they do!
- 2** **Nodes** are computers in the *Bitcoin Network* that store and verify blockchain transactions and blocks. Nodes do not get rewarded for their work.
- 3** **Developers** are responsible for maintaining and proposing improvements to the *Bitcoin* software (ie. the code). They ensure that every computer on the network follows the rules and operates smoothly.

Overall, these three groups work together to keep the *Bitcoin Network* running and ensure that it remains secure and decentralized.

- **Users** are regular individuals who use *bitcoin*. They send and receive *bitcoin* via their *wallets* and can also make purchases or exchange it for other currencies.
- **Exchanges** allow users to buy, sell, and trade *bitcoin*, and facilitate transactions on the network. However, exchanges do not play a direct role in the operation of the *Bitcoin Network* itself.

Still a little confused? Going back to our analogy where the *Bitcoin Network* is like a transportation system, we will reintroduce the key players.

• **Miners** are like *automated toll booths or bookkeepers*.

- They are responsible for the bookkeeping. They register every car that passes by and charge fees. They also verify that the cars (bitcoin transactions) passing through are not stolen, have expired license plates or are driven by unlicensed or drunk drivers.
- This process helps to ensure that the highway system (*Bitcoin Network*) is safe and efficient, and helps to prevent collisions or fraud.



Unveiling the Future of Money: An Introduction to Bitcoin

● **Nodes** can be thought of as *service plazas* along the roads.

● Just as a service plaza is a place to stop, get food, or use restrooms, a node on a *blockchain* network is a point where transactions are processed, validated, and stored.

● Just like service plazas have rest areas and parking lots, nodes have their own waiting rooms (mempool) for verified transactions to chill before they continue on to the *blockchain*.

● Plazas do not charge for your stay or usage of the location.

● **Developers** are like the *engineers* who design and build the highway system.

● They are responsible for maintaining and improving the infrastructure of the network, such as fixing any issues that may arise or adding new features.



A **bitcoin wallet** is like a *garage* for your car. Just as a garage is a secure place to store your car when it is not in use, a **bitcoin wallet** is a secure place to store your *bitcoin*.



• Let's say you own a **car** (a **bitcoin**) and you want to keep it safe when you are not driving it. You can put it in your **garage** (a bitcoin wallet) and **lock the door** (lock your wallet with a **password**). This will protect your car (**bitcoin**) from thieves (hackers). When you want to use your car (spend your bitcoin), you can open the garage door and unlock your wallet with another **password**, which is needed to **turn the car on** and **drive it out** of the garage (make a **transaction**).



Exchanges can be thought of as **car dealerships**. Just as a dealership allows you to buy and sell cars, an exchange allows you to buy and sell **bitcoin**.

• For example, if you want to sell your car (**bitcoin**), you can take it to a dealership (exchange) and they will help you find a buyer.

Let's look at **Bitcoin** in terms of a car sale:

Imagine you, the user, have a valuable asset, like a **bitcoin**, that you want to sell. You take it to an exchange, similar to a dealership, to find a buyer. Along the way, you pass through the network's nodes, similar to a service plaza, to ensure that your asset is in optimal condition before the sale. The **transaction** then goes through a rigorous verification process with the exchange's financial department, similar to bookkeepers in a dealership, to ensure that everything is accurate and the sale goes smoothly. Once the sale is complete, you receive payment in fiat currency and the exchange takes possession of the asset, transferring it to their wallet. The network also has a team of developers, similar to engineers in a dealership, working on improving and updating **Bitcoin's** features and technology. Other participants in the network, such as merchants and investors, also play a role in the functioning of the **Bitcoin Network**.

5.3 Walk Me Through an Actual **bitcoin** Transaction

New **Bitcoin** transactions are initiated from wallets around the world, but there is no central payment processor. Instead, **miners** around the world compete to **record** transactions in the ledger.

Let's say Jim owes Eliana **0.5 BTC** and is ready to pay her back. Both have digital wallets.

1. Eliana shares her **address** with Jim.
2. Jim uses his wallet software to create the **transaction**, which includes Eliana's **address**, the amount to be transferred (0.5 BTC), and a fee for the miner.

Unveiling the Future of Money: An Introduction to Bitcoin



When Jim clicks “send,” his wallet uses his **private key** to unlock 0.5 BTC, as this is how he “**signs**” the transaction. He **does not actually reveal his private key** though.

• By doing this, Jim is informing the network “**I am the owner of this account and I approve the transfer of 0.5 bitcoin to Eliana’s account.**”

LEDGER

Account Owner	Value
Sam	2.50
Adam	3.00
Michael	6.00
Jim	1.50
Robert	2.00
Eliana	1.75
Daniel	5.25


Bitcoin Transaction Request Message

Jim sends 0.50 BTC to Eliana

Jim ▶ Eliana 0.50 BTC

LEDGER

Account Owner	Value
Sam	2.50
Adam	3.00
Michael	6.00
Jim	1.00
Robert	2.00
Eliana	2.25
Daniel	5.25



3. After **signing** the transaction, it is **broadcast** to the network where it is verified by nodes called miners. Miners check the **transaction** for validity and ensure that Jim has enough funds. If he does not, they reject the **transaction** immediately.

4. Once the **transaction** is verified and included in a block, it is added to the **blockchain**, and the funds are transferred to Eliana’s **address**.

5. Eliana can then use her **private key** to access the transferred funds in his wallet.

It’s important to note that once the **transaction** is complete, it cannot be reversed.

Now with a bit of detail

After opening his digital wallet, Jim, via his own **address**, initiates the **transaction** by requesting and including Eliana’s **bitcoin address** (similar to writing a routing number for a traditional bank transfer) and the amount of **bitcoin** to be sent. Jim **signs** the **transaction** with his **private key** (similar to accessing an account with a private password) to validate the transfer.

My Wallet Be Your Own Bank.

Wallet Home My Transactions Send Money Receive Money Import / Export

Total Transactions	0
Total Received	0.00 BTC
Total Sent	0.00 BTC
Final Balance	0.00 BTC

This is Your Bitcoin Address
19emjx4vqHPn6ZTsh1ZNbBD7uFZFqWA5Cq
 Share this with anyone and they can send you payments.

John Adams 1234 Main Street New York, NY 12345-0000 123 12-34/1234

PAY TO THE ORDER OF \$ [] DOLLARS

Checking Savings Investments Bank New York, NY 12345-0000

FOR []

⑆123456789⑆ 1234567899 0123

Bank’s Routing Number **Account Number** **Check Number**



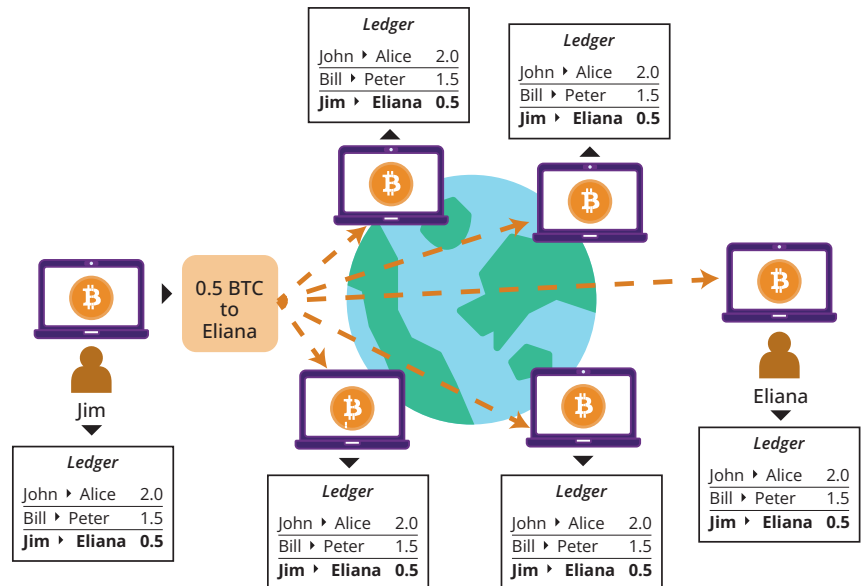
Next, the **transaction is broadcasted onto the network** with just a click of a button.

A **transaction** on the **blockchain** can be thought of as a package delivery process. When a package is first sent, it is just one package in **one** post office (one transaction sent to a first node). The post office (node) **verifies** the package's authenticity, and if it is valid, it sends it on to other post offices (nodes) for further verification. The package is passed along from post office to post office until it reaches every post office in the network (all the nodes in the **blockchain**). The package's authenticity and validity are confirmed at each stop, similar to how a **transaction** is verified by multiple **nodes** on the **blockchain**.

- Eliana's unique **address** is generated using her **public key** to ensure that only she can access and unlock the funds, similar to solving a puzzle where only those with the correct pieces can open it.



In order to **verify** the authenticity of the transaction, a **digital signature** and a **public key** are used.



The **digital signature** and the **public key** are two important pieces of the puzzle. The **public key** acts like an identification card, making sure that Jim is the rightful owner of the **bitcoin**. The **digital signature** proves that Jim has authorized the **transaction**, like he's signing a check.



	Handwritten Signature	Digital Signature
Concept		Digital Signature using Asymmetric Encryption // Decryption Method 73207079591743137199 61288414545595292784 33060039936533846924
Problem	Reusable	Impossible to Reuse



Unveiling the Future of Money: An Introduction to Bitcoin

The **nodes** in the **Bitcoin Network** are like **puzzle checkers**. They have to verify that all the pieces fit together correctly. They make sure that Jim both owns the **bitcoin** and authorized the **transaction**.

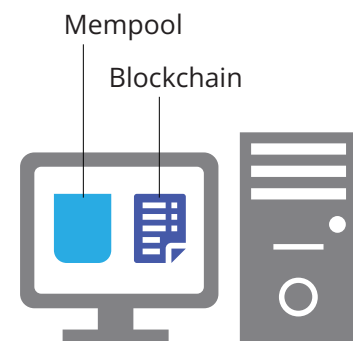
Once a majority of the nodes are in consensus that the puzzle is solved correctly, the **transaction** is considered legitimate and is added to a **queue**.



This queue of pending transactions is called the “**mempool**.”

The **mempool** is like a waiting area for puzzles that have been solved correctly, but haven't been added (chained) to the permanent puzzle (**blockchain**) yet. It is located in a different section of a node's memory storage compared to the **blockchain**, which permanently records confirmed **transactions**.

A Node in the Bitcoin Network



Once **transactions** are verified, they must be recorded permanently on the **blockchain**. A group of **nodes** called “**miners**” compete to be the first to add them to the **blockchain** in order to receive a reward.

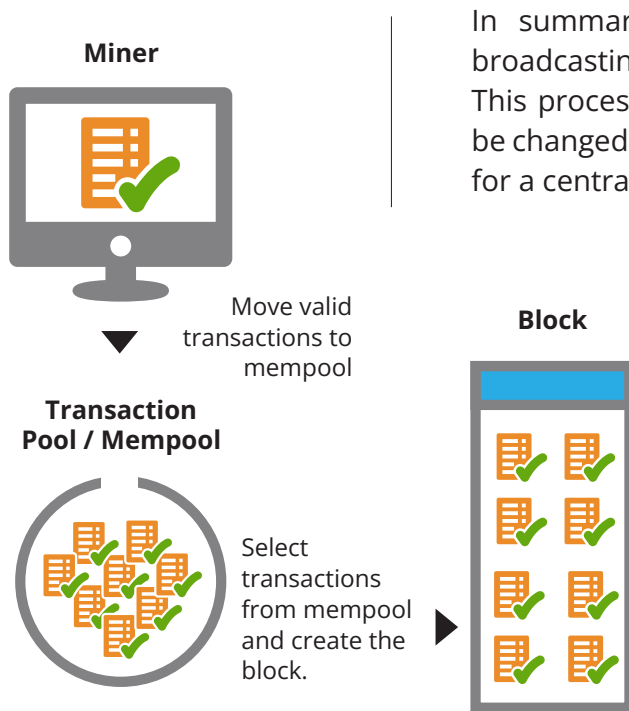
Meet the superheroes of **Bitcoin**: **miners**! These special computers use their super-powered software to check that nobody is **double-spending**, stealing, or accidentally sending funds they don't have, and they make sure all the other miners are doing the same.

- **Miners** are like puzzle curators, they select which puzzles from the queue to add to the final puzzle exhibit, this process ensures that the same bitcoin can't be spent twice by the same person and that transactions are processed quickly.

Miners keep a copy of the **blockchain**, and they check each **transaction** against the blockchain to **confirm** that the same **bitcoin** haven't been spent before. Only legitimate **transactions** that meet certain criteria, such as having the correct **digital signature** and enough funds, are added to the **blockchain** by the miners.

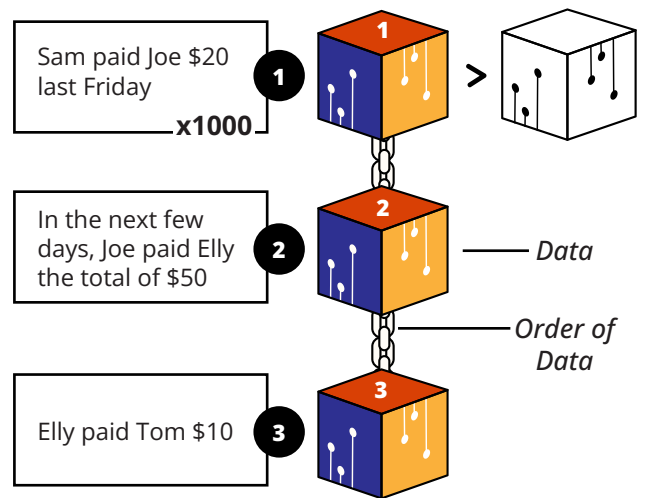


Once on the **blockchain**, the transactions included on the block are considered complete and irreversible. The exchange of **bitcoin** from one **address** to another is settled.

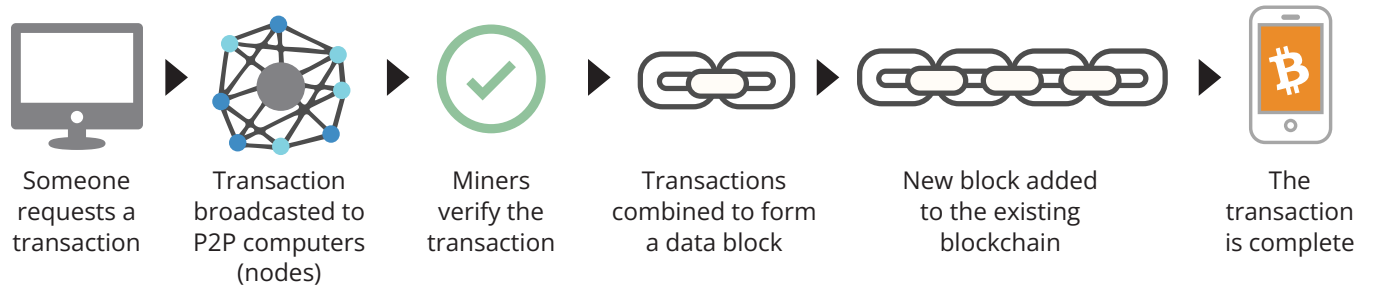


In summary, using **Bitcoin** involves creating a **transaction**, broadcasting it to the network, and validating and confirming it. This process ensures that the **transaction** is secure and cannot be changed, allowing people to trust the system without the need for a central authority.

Example of a Transaction on a Blockchain



How a Bitcoin Transaction Works



5.3.1 Class Exercise: Bitcoin Transactions in Action

Miners are responsible for adding new **transactions** to the **blockchain**. Full nodes validate **transactions** and store a complete copy of the **blockchain**. Light nodes let people validate **transactions** while using less storage and fewer computational resources.

Class Exercise. Let's assume that the sender and receiver are light nodes. In reality, not all wallets are light nodes.

Understand your role. You have been assigned one of the following roles: *sender, receiver, node, or miner.*

Unveiling the Future of Money: An Introduction to Bitcoin

- **Senders** will be responsible for creating and broadcasting **transactions**.
- **Receivers** will be responsible for receiving and verifying **transactions**.
- **Nodes** will be responsible for validating the **transactions** by checking that the **transaction** is valid. They'll do this by checking it against the rules of the protocol and the consensus mechanism.
- **Miners** will be responsible for adding the **transactions** to the **blockchain**.

1. As a sender: Create a **transaction**. To create a **transaction**, follow these steps:

- Take a transaction note and write the number of coins you want to send and the name or initials of the receiver.
- Sign the note with your name or initials, simulating a **private key**.
- Pass the **transaction** note and the corresponding number of **coins** to the receiver.

Both nodes and receivers have to verify transactions:

2. As a receiver: You are responsible for verifying the **transactions**. Follow these steps:

- Check the transaction note to ensure that the correct number of coins and the receiver's name or initials are written.
- Count the coins received and compare them to the number of coins written on the note.
- If the coins match, check the approval box.
- If the coins do not match or you have doubts, reject the **transaction**.

Coin Sent	Sender	Sender Signature	Receiver	Date & Time	Recipient Approval

3. As a node: Verify and validate **transactions**. You are responsible for checking that the **transaction** is valid.

- Verify that the sender's **address** is valid and that the receiver's **address** is valid.
- Check that the sender has enough funds to complete the **transaction** and that the **transaction** does not double-spend any coins.

Coin Sent	Sender	Sender Signature	Receiver	Date & Time	Node Approval

4. Add transactions to the blockchain: **As a miner**, you are responsible for adding the **transactions** to the **blockchain**. Follow these steps:

- Check the **transactions** that have been approved by the receivers and validated by the nodes.

- Roll the die and compare the numbers with the other miner. The miner with the smaller number will add the **transaction** to the blockchain.
- For your time, energy, and effort, you will receive a reward. Go select a candy of your choice.
- Once a **transaction** is added to the **blockchain**, it cannot be changed or reversed.

5. Keep track of your **coin** balance: Throughout the activity, keep track of your coin balance by counting the coins in your digital wallet.

Coin Sent	Sender	Sender Signature	Receiver	Date & Time	Approval

6. Discuss the concepts learned with your class.

5.4 What Gives **bitcoin** Its Value?

Unlike traditional forms of currency, such as gold or fiat money, **bitcoin** is digital, decentralized, and scarce. These properties give it a number of advantages over traditional forms of money, and make it a valuable store of value and medium of exchange.

Bitcoin gets its value from a combination of factors, including:

- Its scarcity, as the total amount of **bitcoin** that can ever be made is limited to 21 million, which makes it different from regular money that can be printed by governments.
- Its utility as a decentralized digital currency, which means it is not controlled by any government or institution and can be used for transactions anywhere in the world.
- Perceived value by investors and users, as some people see **bitcoin** as a good investment, a way to store money or a protection against inflation.

What is the market demand for **bitcoin and how does it influence its price?**

The market demand for **bitcoin** refers to the amount of people who are willing to buy bitcoin at a certain price. The price of **bitcoin** is influenced by market demand, as well as supply and other economic factors. When demand is high and there is a limited supply, the price of **bitcoin** tends to increase. Conversely, when demand is low and there is a large supply, the price of **bitcoin** tends to decrease.

One of the main arguments against **bitcoin** is that it is not backed by any physical assets or government guarantees, making it inherently worthless. However, this argument misunderstands

Unveiling the Future of Money: An Introduction to Bitcoin

the nature of money. **Money does not have to be backed by physical assets or government guarantees to be valuable; it simply needs to be widely accepted as a medium of exchange and a store of value. Bitcoin meets these criteria and then some.**

Bitcoin's virtually untouchable status, which makes it difficult to confiscate, is a major factor in its value to those who fear authoritarian or tyrannical regimes. This attribute is seen as more valuable than the physical characteristics of an asset by some.

Finally, **Bitcoin** is also versatile, with its underlying technology blockchain has been applied to various industries such as supply chain, digital identity, and more, making it a valuable commodity in many different industries.

- **Bitcoin** is being seen as a solution to the world's economic problems, as it is fair, secure, and incorruptible.
- **Bitcoin** is being referred to as digital gold, and its demand is expected to continue to grow as more people take control of their wealth.
- While there may be ongoing debate about **bitcoin's** role as a medium of exchange, it's important to recognize the significant progress that has been made in recent years to increase its acceptance as a viable option for transactions. With the rise of new technologies and innovative payment solutions, **bitcoin** is increasingly being seen as a practical and efficient medium of exchange, particularly in the realm of cross-border transactions. As more businesses and individuals recognize the advantages of using **bitcoin** for everyday transactions, its potential to become a widely accepted medium of exchange continues to grow.



Chapter #5





Chapter #6

Bitcoin Wallets Unlocked: Navigating Self-Custody and the Lightning Network for Secure Transactions

6.0 From Novice to Pro: Navigating the World of the Bitcoin Wallet

6.1 The Process of Onboarding and Securing your bitcoin

6.1.1 Class Exercise: Mastering Self-Custody and Using Your Wallet With Confidence

6.1.2 Class Exercise: How do I Receive bitcoin (in detail)

6.1.3 Class Exercise: How Do I Send bitcoin and Pay for Goods and Services (in detail)

6.2 On-Chain vs. Off-Chain

6.3 The Lightning Network

6.3.1 A Lightning Transaction

6.3.2 Class Exercise: Lightning Wallet Relay Race

6.3.3 Class Exercise: Lightning Online Interactive Demo

Bitcoin Wallets Unlocked: Navigating Self-Custody and

6.0 From Novice to Pro: Navigating the World of the Bitcoin Wallet

When Sats are purchased for the first time, they will be credited to a virtual account, similar to how funds are deposited into a bank account.



The key difference is that while a bank account is centralized and subject to government regulations, a **bitcoin wallet** is decentralized and operates on a **person-to-person** network.

- **Bitcoin** has no central point of failure, but it is important to be cautious as someone's **bitcoin** can be in the possession of a third party, who is managing it.

- This virtual account, often referred to as a “wallet,” is protected by a **master private key**, much like how a bank account is protected by a *personal PIN or password*. Just as you have control over the funds in your bank account, you can control the Sats in your wallet, and use them to make purchases or transfer them to other accounts.

- Just as a locksmith can create any number of keys that can be used to open locks, a **recovery or backup phrase** (or *master private key*) can be used to generate any number of **private keys** that can be used to access your Bitcoin wallet. You could say that a **recovery phrase** is like a locksmith, and the **private keys** are the keys that are created by the locksmith.

12-Word Backup Phrase

dog cat human elephant
bird dolphin snake rat
snail zebra leopard ant



PRIVATE KEYS

Bitcoin
8u924fua9x9vz9e...

Litecoin
f7ag9vc89x7as9d...

Ethereum
54as76d5f7aos8fe...

DASH
54as76d5f7aos8fe...

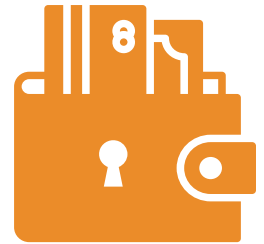
Decred
87f298f7987dsf24f...

This table includes the two main types of bitcoin wallets, **self-custodial** and **custodial**. You can see the benefits and risks of using each wallet type and who controls the bitcoin in each case. Self-custodial means the user holds the **private keys**, *which means they are in true possession of their bitcoin*, while with the second type, the *third party holds them*.

Wallet Type	Who controls my bitcoin?	Benefits	Risks
Self-Custodial Wallets	The user	Complete control over funds and transactions, no approval process or account freeze, no corporate or government control, protected against arbitrary confiscation, like keeping money at home.	No recovery if recovery phrase is lost, less customer support, full responsibility falls on the user.
Custodial Wallets	The third-party provider	Easy recovery if access is lost, easier customer support	Funds are always connected to the internet, more vulnerable to hacking and breaches.


In a **self-custodial wallet** (also called **non-custodial wallet**), you are the only one with the **keys** to the wallet and **you have full control over what goes in and out**. On the other hand, in a custodial wallet, someone else holds the key and can access and manage the contents of the wallet on your behalf.

- Self-custody is like being your own bank. Transactions are not subject to control or authority by any government or company, but it also means you bear full responsibility for keeping your **bitcoin** secure.
- Self-custody ensures that third parties cannot confiscate your **bitcoin** without your consent.
- Self-custody gives peace of mind in times of uncertainty, knowing your **bitcoin** is secure.



It's important to choose the right type of wallet for each individual's needs. Sometimes people find it hard to distinguish whether they are installing a custodial or a self-custodial wallet. This table shows the differences in installation process.

Wallet Type	Step 1: Choose a Wallet	Step 2: Install the Wallet	Step 3: Create a New Wallet	Step 4: Secure Your Seed Phrase	Step 5: Start Using Your Wallet
Self-Custodial Wallets	Choose a self-custodial wallet provider	Follow the wallet provider's instructions	Generate recovery phrase and at least one private key	Store the recovery phrase in a secure location	Start using the wallet to receive and send bitcoin
Custodial Wallets	Choose a custodial wallet provider	Follow the wallet provider's instructions	Create an account with the wallet provider	N/A (wallet provider holds the private keys)	Start using the wallet to receive and send bitcoin



When it comes to storing your **bitcoin**, it's not just about who has control over it - there are many other risks to consider as well. That's why it's important to find a storage solution that is both secure and convenient.

Bitcoin Wallets Unlocked: Navigating Self-Custody and

Wallet Type	Description	Advantages	Disadvantages	Example User
Online Wallet	A wallet that is accessed through a web browser.	Accessible from any device with an internet connection. Easy to use.	Less secure. Can be hacked or compromised.	Someone who needs to access their wallet frequently and doesn't have a lot of funds to store.
Mobile Wallet	A wallet that is installed on a mobile device.	Convenient. Can be accessed from anywhere.	Can be lost if the device is misplaced, stolen, or hacked.	Someone who needs to make transactions on the go and doesn't have a lot of funds to store.
Desktop Wallet	A wallet that is installed on a desktop computer.	More secure than online wallets. Can be used offline.	Can be hacked if the computer is infected with malware.	Someone who wants to store a large amount of bitcoin and is comfortable with using a desktop computer.
Hardware Wallet	A physical device that stores bitcoin offline.	Very secure. Can be used offline.	Funds could be unrecoverable if the device is lost or stolen.	Someone who wants to store a large amount of bitcoin and is willing to pay for the added security of a hardware wallet.
Paper Wallet	A physical record of a bitcoin wallet's private and public keys.	Very secure. Can be used offline.	Can be lost or stolen if the physical record is lost or stolen.	Someone who wants to store a large amount of bitcoin and is willing to take the added precautions to ensure its security.

Analyze the trade-offs of the wallets and know there is no ideal wallet that satisfies all needs.

- When choosing a bitcoin wallet, there are several things you should consider:
 - **Security:** Make sure the wallet has strong security measures in place, such as two-factor authentication and secure password policies.
 - **Privacy:** Consider whether the wallet allows you to remain anonymous, or if it requires personal information to set up an account.
 - **Ease of Use:** Choose a wallet that is easy to use and navigate, especially if you are new to using **bitcoin**.
 - **Compatibility:** Make sure the wallet is compatible with your device and operating system.
 - **Fees:** Compare the fees charged by different wallets to make sure you are getting the best deal.

- **Reputation:** Research the reputation of the wallet and its team to make sure it is trustworthy.
- **Control:** Some wallets give you more control over your private keys, which can be a security advantage. Consider whether you want a wallet that gives you full control, or one that is more user-friendly but may have less control.

You can always transfer your funds to a different wallet later.

6.1 The Process of Onboarding and Securing Your *bitcoin*



Onboarding into *Bitcoin* refers to the process of acquiring and using *bitcoin*.

Before moving any further, it's important that we learn the steps for **onboarding** and familiarize ourselves with the process for **buying** and **securing *bitcoin*** safely.

- 1. Choose a *bitcoin* exchange or brokerage:** There are many different platforms that allow you to buy and sell *bitcoin*. Choose a platform that meets your needs and is reputable.
- 2. Create an account:** Follow the platform's instructions to create a new account. This may involve providing personal information and verifying your identity.
- 3. Connect a payment method:** Most platforms will allow you to connect a bank account, credit card, or debit card to fund your account. Follow the platform's instructions to add your payment method.
- 4. Place an order:** Once your account is set up and funded, you can place an order to buy *bitcoin*. The platform will provide you with a price quote and you can specify the amount of *bitcoin* you want to buy.
- 5. Confirm the transaction:** Review the details of your transaction and **confirm the purchase**. The platform will process the **transaction** and the *bitcoin* will be transferred to your account on the platform.
- 6. Withdraw the *bitcoin*:** If you want to transfer the bitcoin to a self-custodial wallet, you will need to *withdraw the *bitcoin* from the platform and send it to your wallet*. The platform will provide instructions for how to do this.

"Not your keys, not your coins"

This is a popular saying among *bitcoin* holders. It refers to the idea that if you don't have direct control over the private keys associated with your bitcoin wallet, you don't have true ownership of the coins.

The **private key** is a secret code that allows you to access your *bitcoin* and spend it. When you

Bitcoin Wallets Unlocked: Navigating Self-Custody and

store your **bitcoin** with a third-party service, like an exchange or online wallet, you are relying on that service to keep your private key safe. If the service is hacked or goes out of business, you could lose access to your **bitcoin**.

So, the saying “**Not your keys, not your coins**” is a reminder that it’s important to take control of your own **private keys** and store them securely. By doing this, you can ensure that you have full control over your **bitcoin** and can access it whenever you want.



6.1.1 Class Exercise: Mastering Self-Custody and Using Your Wallet With Confidence

If students do not have cell phones, the teacher will provide one to each student to borrow. There are two options for this activity:

Class Exercise. Option 1. Download a new wallet. Guide students step by step:

How to create and use a bitcoin wallet.

1. Search for the app in the App Store (iOS) or Google Play Store (Android).
2. Open the app and type in your 12- or 24-word recovery phrase.
Be sure to write it down. Keep it in a safe place. Remember that if you lose or forget this sequence of words, you will not be able to access your bitcoin if you lose access to your wallet.
3. You must then **confirm** that you have actually saved your recovery or **seed phrase**. To do this, you must **enter**, in the same order, the **words** of your seed phrase.
4. As an additional measure of security, some wallets allow you to **choose** a secure password.
 - Your **private key** and first bitcoin address are automatically created for you by your wallet.
5. Use your “**receive**” address to receive **bitcoin**.
Transfer bitcoin to your wallet.
 - With a self-custodial wallet, you cannot always buy **bitcoin** directly with fiat, so you might need to purchase and transfer it from an exchange first.

Class Exercise. Option 2. Restore Wallet (Time Limited).

Download a bitcoin wallet and add some sats for each student. Give each student a sheet with a seed phrase to retrieve a wallet. Guide students step by step:

1. When you first start your wallet, you will see three methods of wallet creation, tap **[Import an existing wallet]**
 - You will see an introduction screen, tap **[Restore with recovery phrase]**
2. Enter your 12/18/24-word recovery phrase one by one, in the correct order.
3. Touch **[Restore/Restore]** when finished.
4. You will see an “*Import Successful*” mode when your wallet has been successfully imported.

6.1.2 Class Exercise: How do I Receive *bitcoin* (in detail)

To receive *bitcoin*, you will need to provide the sender with your bitcoin wallet **address**. This is a unique string of letters and numbers that represents your wallet and is used to identify it on the *Bitcoin Network*. You can find your wallet **address** by logging into your bitcoin wallet and looking for an option to “Receive” or “Deposit” *bitcoin*.

You can then share your bitcoin **address** with the sender in one of several ways:

- **Copy and paste the address:** You can copy the **address** by highlighting it and pressing “Copy” on your keyboard, then paste it into an email or message to the sender.
- **Share a link to your bitcoin wallet:** Some bitcoin wallets allow you to create a link to your wallet that you can share with the sender. They can then click on the link to access your wallet and send the bitcoin.
- **Share a QR code:** If the sender has a smartphone with a bitcoin wallet app, they can scan the QR code to get your bitcoin **address**.

Once the sender has your bitcoin address, they can send you the *bitcoin* by entering your address and the amount they want to send you and initiate the transaction. The *bitcoin* will then be sent to your wallet and will be visible once the **transaction** is confirmed on the *Bitcoin Network*. It usually takes a few minutes.

6.1.3 Class Exercise: How Do I Send *bitcoin* and Pay for Goods and Services (in detail)

To send *bitcoin*, you will need a few things: a bitcoin wallet, the recipient’s bitcoin **address**, and the amount of *bitcoin* you want to send.

1. Open your bitcoin wallet.
 - An SMS code will be sent to your phone number, and you will need to enter it in the dialog box. Alternatively, if you have enabled Google 2FA, you will need to enter the six-digit code from the Google Authenticator app.

Bitcoin Wallets Unlocked: Navigating Self-Custody and

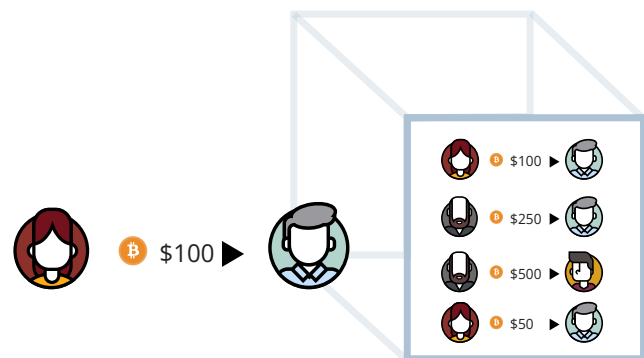
2. Navigate to the “Send” or “Withdraw” feature and copy the recipient’s address.
 3. Enter the recipient’s **bitcoin address** by pasting it in the “To” field.
 4. Enter the amount of **bitcoin** you want to send in the “Amount” field.
 5. Double-check the recipient’s **address** and the amount to be sent.
 6. Before clicking **Confirm and Send**, we recommend that you double-check the **transaction details one more time** to ensure that you are sending the correct amount of **bitcoin** to the correct wallet address.
 7. Confirm the **transaction** and wait for the network to confirm the **transaction**.
- Let’s practice!!! Go to the coffee shop to **buy** snacks with **bitcoin**.

6.2 On-Chain vs. Off-Chain

It is important to note that not all **bitcoin transactions** are recorded on the main **Bitcoin blockchain**, some networks use different **blockchains** called sidechains to record **transactions**.

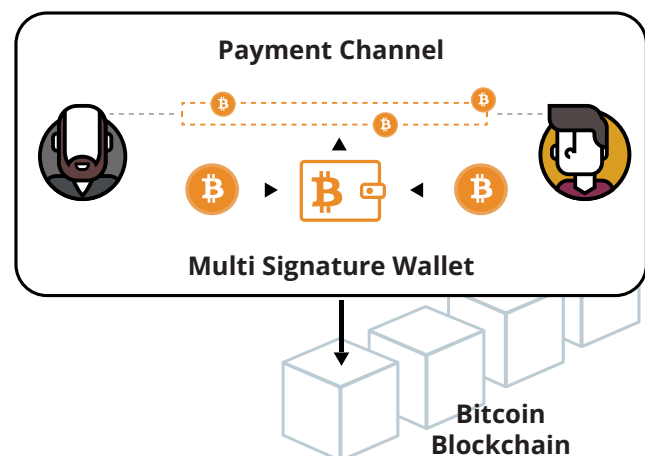
On-chain transactions:

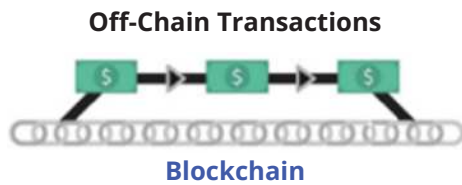
- These are transactions that happen directly on the **Bitcoin blockchain**.
- They take about 10 minutes to confirm and the fees depend on the size of the transaction in bytes.
- They are secure but can be slower.



Off-chain transactions (Lightning Network):

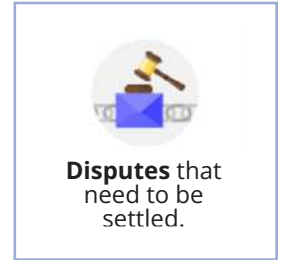


- These **transactions** happen on a separate network built on top of the **Bitcoin blockchain**.
- They are settled faster and with lower fees.
- They are commonly used where regulations and laws support their adoption and where the speed and cost of transactions are more important.
- When compared to transactions on-chain, they are less secure.





The **Lightning Network** is a scaling **approach** to **Bitcoin**. It's really about moving a lot of **Bitcoin transactions** **out of the blockchain** and **into private channels** between users, but still counting on the blockchain's security.

If using the **lightning network**, only **three types of transactions** need to be broadcast to the **blockchain**.



Payment Network	Bitcoin Network	Lightning Network
Definition	A decentralized digital network that uses cryptography to secure financial transactions.	A second layer payment protocol that operates on top of the Bitcoin blockchain , enabling faster and cheaper transactions.
Advantages	- Decentralized and secure - No chargebacks or fraud - Can be used anonymously - Global Acceptance	- Faster and cheaper transactions - Increased scalability - Off-chain transactions do not clog the blockchain
Disadvantages	- Slow transaction times - High fees for certain types of transactions- Complex for beginners	- Requires trust in the channel operators - Still experimental and not widely adopted - Requires on-chain transaction to open and close channels

6.3 The **Lightning Network**

Bitcoin is known for its unalterable public ledger, but it may not be the best choice for everyday **transactions** like buying coffee. The process of broadcasting these transactions to many nodes and storing them in a shared database can be slow and cumbersome. For personal or private **transactions**, it's better to use peer-to-peer payment channels.

A better solution is a layered approach to scaling, such as the combination of **Bitcoin** and **Lightning Networks**. This allows users to pick the layer that fits their needs. **Bitcoin** is a digital currency that is decentralized, while the **Lightning Network** provides quick, cheap, and confidential payments.

Bitcoin Wallets Unlocked: Navigating Self-Custody and



The **Lightning Network** is a payment system that allows users to send and receive payments quickly and inexpensively using **bitcoin**. It works by setting up a shared wallet where both people store their **bitcoin**, and then making unlimited transactions between each other without touching the main **blockchain**. When they're done, the final balance is recorded on the main **blockchain**.

Lightning operates as a separate network connected to the **Bitcoin blockchain** and is designed to work seamlessly with **Bitcoin**. Taro, which is a recent addition to **Lightning**, now enables the network to be used for other types of assets, such as stablecoins, allowing users to make nearly instantaneous, low-cost payments in a currency linked to traditional fiat such as the US dollar. Payments can be made directly to the recipient, bypassing intermediaries, and converting the payment into the original currency before it reaches the store.

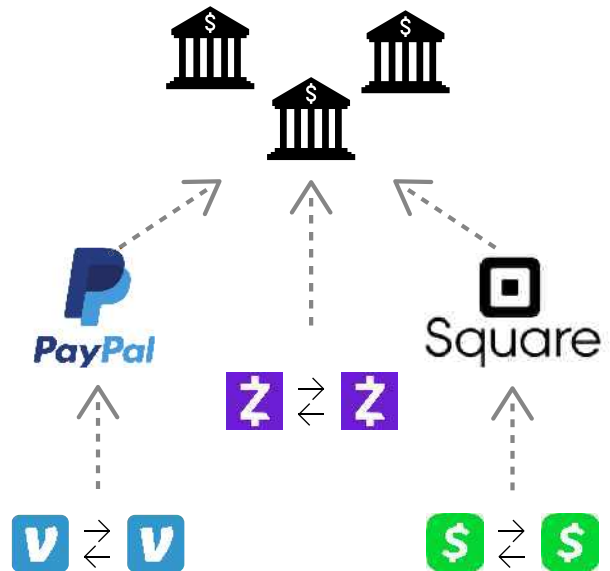
Using stablecoins in the **Lightning Network** for international transactions, such as remittances, provides several benefits:

1. Reduced costs: Cross-border transactions can be expensive due to fees charged by banks or other intermediaries. By using stablecoins in the Lightning Network, these fees can be reduced or eliminated, making cross-border payments more affordable.

2. Increased speed: Cross-border transactions can take several days to complete when using

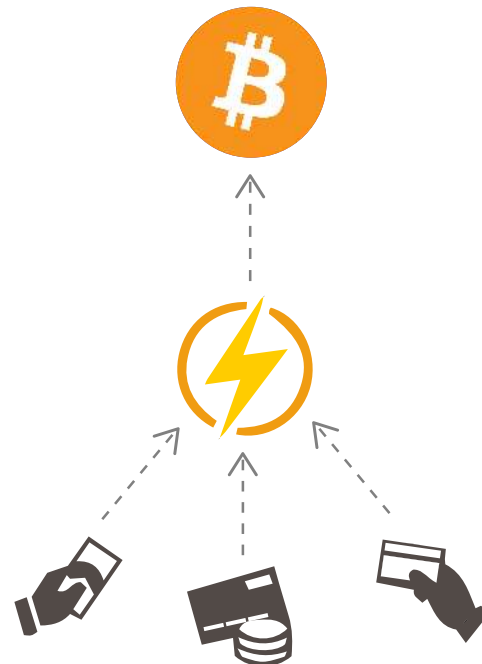
Modern Monetary System = Closed Networks

Banks Maintain Finality



Bitcoin Monetary System = Open Network

Bitcoin Maintains Finality



The **Lightning Network** provides the benefits of digital wallets like Apple Pay without the price volatility associated with **bitcoin**.

traditional methods. By using stablecoins in the **Lightning Network**, international transactions can be processed quickly, reducing the time required to complete the transaction.

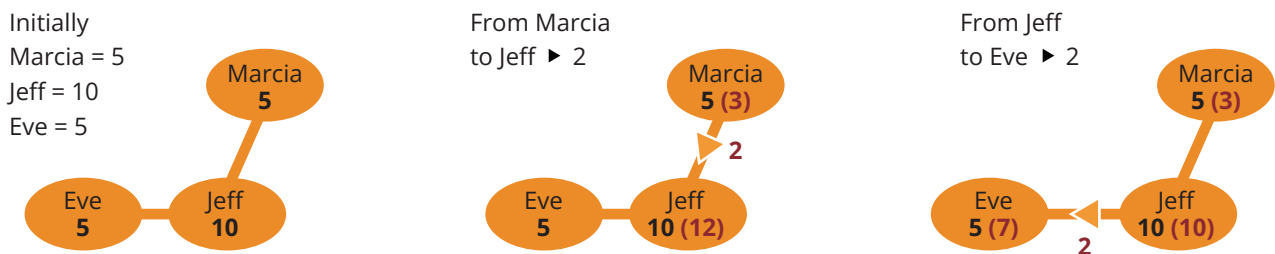
3. Improved access: For individuals or businesses in countries with limited access to traditional banking services, the use of stablecoins in the **Lightning Network** can provide a means to make international payments, thereby improving access to financial services.

6.3.1 A **Lightning Transaction**

► **Example#1**

• Below, Marcia has 5 units of some currency and Eve has 5 units as well. Marcia wants to send 2 of her units to Eve, so she sends 2 units to Jeff. Jeff then passes on the 2 units to Eve, who now has 7 units. Marcia now has 3 units. And that's it! The transaction is done.

The key point here is that Marcia and Eve don't have to go through a bank or other intermediary to make the transaction happen.



• Jeff acts as an intermediary or a **“trusted third party”** in this scenario, where Marcia and Eve do not trust each other directly. Jeff receives the 2 units from Marcia and then passes it on to Eve, thus completing the **transaction**. By using Jeff as an intermediary, Marcia and Eve can complete the transaction without the need for a bank or other centralized institution, which can make the transaction faster, cheaper, and more secure. Jeff is a key element in this peer-to-peer **transaction** process

As a node operator in a **Lightning Network transaction**, Jeff benefits in several ways:

1. Transaction fees: Jeff earns a small fee for each transaction that passes through his node, which compensates him for the time and effort he puts into maintaining and running his node.

2. Network participation: By running a **Lightning** node, Jeff is participating in the network and helping to increase its decentralization, security, and stability. This can increase Jeff's reputation and credibility as a reliable node operator, making him a more attractive intermediary for future **transactions**.

Bitcoin Wallets Unlocked: Navigating Self-Custody and

3. Network growth: As the **Lightning Network** grows and more people use it, the number of **transactions** passing through Jeff's node is likely to increase, which can result in increased income from **transaction** fees.

4. Increased network security: Jeff's role as an intermediary helps to increase the security of the network by adding an additional layer of protection between Marcia and Eve. This can increase the confidence of users in the network, making it more attractive to new users and helping to drive growth.

Overall, being a node operator in the **Lightning Network** can provide Jeff with a steady source of income, as well as the opportunity to contribute to the growth and development of the network.

In summary, On-chain **transactions** are slower but more secure while off-chain (**Lightning Network**) are faster but less secure. You should consider the tradeoff between security and speed depending on your needs.

► Example#2

Mina has a serious love for McDonald's. She goes there for breakfast, lunch, and dinner every day! But with so many different payment options available, she's not sure which one is the best choice. Luckily, she's learned a little bit about **Bitcoin** and The **Lightning Network**. After comparing the tables below, Mina has no doubt that using a **Lightning** Payment method is the way to go.

Benefits	Lightning	Traditional Banking System
Speed	Fast	Slow
Transparency	Transparent	Opaque
Security	Secure	Vulnerable
Transaction Fees	Low	High
Financial Inclusion	High	Limited

Benefits	Lightning	On-Chain
Scalability	High	Low
Privacy	High	Moderate
Interoperability	High	Low
Legal Compliance	Moderate	High
Cost-effectiveness	High	Moderate


Visa, Inc.



On average 1,700 transactions per second.

Capacity of 65,000 transactions per second.

Bitcoin On-chain



Capacity of 7 transactions per second.

Bitcoin Lightning Network

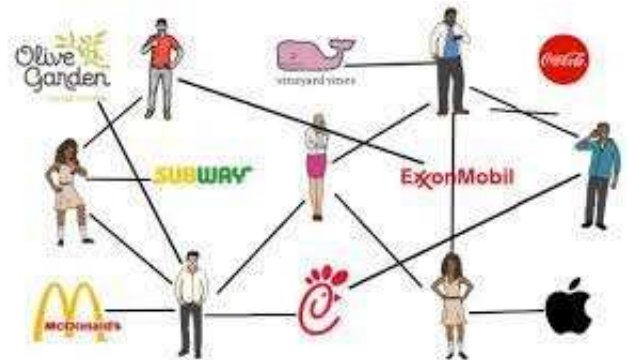


Millions of transactions per second.

Mina is also a fan of fast, secure, and cost-effective transactions, so she decided to use Lightning for her purchases at McDonald's. With **Lightning**, she can enjoy her meals even more knowing that her payments are processed instantly, securely, and with low fees. Plus, since the **Lightning Network** provides financial inclusion, Mina can now pay for her meals even if she is in a remote area in El Salvador.

To get started with **Lightning**, Mina first downloads a **Lightning** Wallet on her phone. She then funds her **Lightning** Wallet by sending some bitcoin from her regular bitcoin wallet to her new **Lightning** Wallet. This process is called "funding the wallet" or "funding a payment channel." Mina can fund her wallet with any amount of bitcoin she is comfortable with, but it's important to note that the amount of bitcoin she locks in her **Lightning** Wallet cannot be used in her on-chain transactions.

Once her **Lightning** Wallet is funded, she can use it to make payments to McDonald's. McDonald's has a **Lightning** Node, so Mina can open a payment channel with them by sending some of her bitcoin from her **Lightning** Wallet to a specific address provided by McDonald's. This moves her **bitcoin** from the Bitcoin blockchain to an off-chain transaction on the Lightning Network.



With the payment channel open, Mina can now make purchases at McDonald's without having to open a new channel or pay high fees each time. The channel stays open as long as both Mina and McDonald's want to use it. For example, if Mina buys a hamburger for 0.0005 **bitcoin**, the channel tracks that Mina now has 0.9995 **bitcoin**. And if she buys a milkshake for 0.0003 **bitcoin** the next day, the channel tracks that Mina now has 0.9992 **bitcoin**.

When Mina decides she wants to use her **bitcoin** balance for something else, she closes the channel by broadcasting a closing transaction to the **Bitcoin blockchain**. This is done by initiating a closing **transaction** in her **Lightning** Wallet, and the **transaction** contains the final balance of the channel agreed to by both parties. The transaction is then broadcast to the **Bitcoin blockchain** and confirmed by a miner. Once the **transaction** is confirmed, the channel is closed, and the remaining **bitcoin** in the channel will be returned back to Mina and McDonald's.

It's important to note that closing a channel can take some time to be confirmed on the **blockchain**. During this waiting period, the funds are still locked in the channel and cannot be used for on-chain **transactions**. Mina will receive a notification once the closing **transaction** is confirmed.

Bitcoin Wallets Unlocked: Navigating Self-Custody and

6.3.2 Class Exercise: **Lightning** Wallet Relay Race

- 1.** First, you will need to download a **Lightning** wallet onto your phone or computer. There are several options to choose from, including Muun, Blue Wallet, Bitcoin Beach Wallet, and Eclair are a few options for mobile phones, and Lightning App and Zap for desktop computers.
- 2.** Follow the instructions for installing the wallet on your device. This may involve downloading the app from the App Store or Google Play, or downloading and installing the software from the wallet's website.
- 3.** Once the wallet is installed, open it and follow the prompts to set it up. This may involve creating a new wallet or restoring an existing one, and securing it with a password or other form of authentication.
- 4.** Make sure that you have a way to receive satoshis. This may involve providing your wallet with a receiving address, or scanning a QR code provided by your teacher or another member of your group.
- 5.** When your wallet is set up and you are ready to receive satoshis, your teacher will give you and your group a starting amount of satoshis by sending them directly to your wallet.
 - A.** Your group's goal is to pass the satoshis from one person's wallet to another, using the **Lightning Network**, until they reach the last person in the group.
 - B.** To send satoshis to another person, open your wallet and follow the instructions for making a payment. You will need to provide the recipient's wallet address or scan a QR code, and enter the amount of satoshis that you want to send.
 - C.** If your group is the first to successfully send the satoshis to the last person, you win! (And get to keep the sats, and some candy.)

6.3.3 Class Exercise: **Lightning** Online Interactive Demo

Class Exercise. Begin by exploring one of the interactive websites provided by the teacher. Then, follow the instructions in the next page.

• <https://lnrouter.app/graph/zero-base-fee>

• <https://www.robtext.com/lnemulator.html?conf=A5-5B,B5-5C&send=A2C>



- 1.** Focus on the key concepts discussed in class, including payment channels, routes, and fees.
- 2.** Take note of any questions or difficulties you encounter as you explore the website.
- 3.** Work with your group to share your findings and discuss any questions or difficulties with the class.
- 4.** Be prepared to participate in class discussions about the Lightning Network and its potential as a scaling solution for bitcoin transactions.



Chapter #7

Unlocking the Secrets of Bitcoin's Inner Workings: The Math, Mempool, and UTXOs

- 7.0 Putting the Double Spend Issue to Rest: Understanding Bitcoin's Solution
- 7.1 Tracking Your Coin's Journey
- 7.2 Security and Secrecy
- 7.3 The "Mempool" or Memory Pool: Understanding the Holding Tank of Bitcoin Transactions
 - 7.3.1 Class Exercise: On Hold: Examining the Unconfirmed Transactions of the Bitcoin Network
- 7.4 Behind the Blocks: The Mystery of Bitcoin Scripting
 - 7.4.1 A Technical Dive into Bitcoin Transactions

Unlocking the Secrets of Bitcoin's Inner Workings: The Math,

```
00001100111000101000101010101011100100010101001001100110000011101000101000111110
01101011110010011011000110010111001001101010011100010100100110110111010001100101
10101000110110000010111010100010001111000000001110101101111100001010110011110010
1010000101000011
```

Do you see that long string of ones and zeros up there? It's called a random number, and if we convert it to our regular decimal system, it becomes a number with more than 70 digits, which is even more atoms than there are in our universe! But, we can use a different system to represent this number in a shorter way, and we call it a **private key**.

Something really cool about this particular **private key** is that it's unique, which means it's never been used before and it'll never show up again once you leave this page or generate a new one. It's like flipping 256 coins in a row and getting the exact same outcome twice – impossible!

The security of *Bitcoin* depends on this **private key** being private and difficult to guess. If someone else gets their hands on it, or if you lose it, you'll lose all your money forever. So keep it safe!



But how does **Bitcoin** actually work? Watch the following video to understand better.



So far, we've learned about the history of money and the revolutionary idea of *blockchain* technology, and we've explored the basics of *Bitcoin* - the world's first decentralized digital currency. But how does *Bitcoin* prevent fraud and ensure that people can't **spend the same money twice**?

The truth is, when you send some *bitcoin* to someone else, you gotta say "yes, I approve this" with your **private key**. Then the network is like "cool, let me just double-check that this is legit" and it looks at the signature to make sure everything's good before sending the *bitcoin* over.

Sign a transaction
Transaction + Private Key -> Signature

Transaction

Me → Dalia 3

Your Private Key
dfb5e55a1c6edaab10e57d84ccd5d3231d7ac2667ab5c14c69ae8a44557c5

Digital Signature
304402206e3cd262c1c56ee1983f90fa6e0d5dfb1e0f281253a958c4d8
905f85320414e022039e67464e717505e9a0a533c7d56339017497b02
6ed79b582bfa9e26b73769fc

Sign transaction with your Private Key

Verify a transaction
Transaction + Signature -> Public Key -> Valid?

Transaction

Me → Dalia 3 BTC

Digital Signature
904402206e3cd262c1c56ee1983f90fa6e0d5dfb1e0f281253a958c4d8
c4a5905f85320414e022033e57484e717505e9a0a533c7d5633901
7497b026ed79b582bfa9e26b73769fc

Public Key
3a70b1a6f40c90f...

Verify signature with Public Key

That's where the magic of **UTXOs**, **public key cryptography**, **hashing**, **scripting**, and the **mempool** come into play. Just like a fingerprint ensures that nobody else can use your identity, **hashes** in **Bitcoin** ensure that **transactions** can't be altered. **Scripts** are like the rules for a game, making sure **transactions** follow specific conditions. **UTXOs** are like the building blocks of a puzzle, keeping track of all the money in your virtual wallet. And the **mempool** acts like a holding area, making sure all **transactions** are verified before being added to the **blockchain**. So, let's dive in and discover how **Bitcoin** solves the **double-spending problem** and ensures the integrity of every **transaction** on its network.

7.0 Putting the Double-Spend Issue to Rest: Understanding Bitcoin's Solution

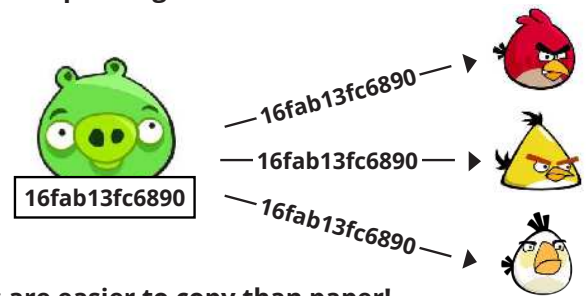
Remind me, what is the "double spending problem"?

Private, **public keys** and **bitcoin transactions**, as we've experienced, are represented by a series of random numbers and letters that can be viewed on any device with internet access.



Additionally, much of the information related to these transactions is typically communicated using a numerical notation system known as **hexadecimal numbers**.

Double spending ...



Bits are easier to copy than paper!

This means that it is common to see strings of 64-character hexadecimal numbers consisting of letters (A-F) and numbers (0-9), such as

f4184fc596403b9d638783cf57adfe4c75c605f6356fbc91338530e9831e9e16

So how do we actually prevent someone from copying and pasting their bitcoin and spending it multiple times, like they would with an email or photo?

f4184fc596403b9d638783cf57adfe4c75c605f6356fbc91338530e9831e9e16.

f4184fc596403b9d638783cf57adfe4c75c605f6356fbc91338530e9831e9e16.

How do we reach consensus on who owns what money without a central authority?

Hashing and code. Let's explain.

Unlocking the Secrets of Bitcoin's Inner Workings: The Math,

Imagine you have 1 **bitcoin** and you want to send it to your friend as a birthday gift. You send the **bitcoin** to your friend's **address**, but then you realize that you owe your ex-boyfriend money and should have sent the **bitcoin** to him instead. In a moment of panic, you decide to be sneaky and create a new **transaction** to send the same 1 **bitcoin** to your ex-boyfriend. This is what we call a "double spend."

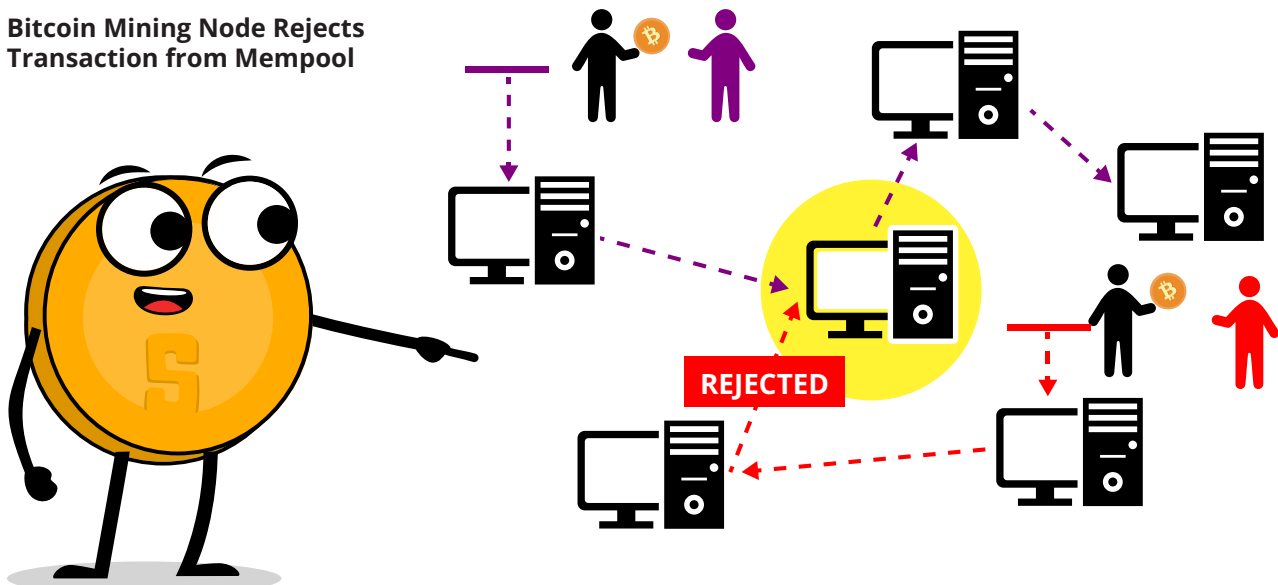
But wait, how does the network prevent this from happening? It's simple. The nodes on the network detect conflicting **transactions** and only allow one to go through based on a set of rules known as the "**consensus rules**." In this case, it's likely that the **transaction** to your ex-boyfriend would be rejected since it was sent after the original **transaction** to your friend. However, it's just a matter of luck which **transaction** is picked up first by a miner.

Thanks to the **blockchain**, **everyone on the network is able to agree on the current state of the ledger**. This helps to prevent **double-spending** and fraud, making it a secure and trustworthy system, just like a digital version of the "honor system." So, next time you send **bitcoin**, you can relax knowing that the network has got your back.

So how does **Bitcoin** actually solve this? Well, let's find out.

- **Bitcoin** prevents double-spending by implementing a confirmation mechanism and maintaining a universal ledger (**blockchain**).
- Transactions are added to the **blockchain** in a chronologically-ordered, time-stamped manner.
- To prevent double spending, only the first **transaction** to receive enough confirmations (usually 6) is included in the **blockchain**, while the others are discarded.
- **Transactions** on the **blockchain** are irreversible and impossible to tamper with.

Bitcoin Mining Node Rejects Transaction from Mempool



When any **transaction** is initiated, any **node** can verify it on the network in a few simple steps:

1. First, the node will **check that the transaction is properly signed by the sender's private key**, which ensures that the **transaction** is legitimate and not tampered with.
2. Next, the node will **check that the sender has enough funds** to complete the **transaction**. This is done by examining the sender's balance on the **blockchain** ledger.
3. Finally, the node will also validate the **transaction inputs** and **outputs**, making sure that the inputs being spent in the **transaction** are not already spent in another **transaction** and that the outputs are not exceeding the total supply.

As we'll see, the combination of **public key cryptography** and the **UTXO** (Unspent Transaction Output) system is used in **Bitcoin** to verify the authenticity of **transactions** and prevent fraud without a central authority. **Public key cryptography** ensures secure communication and transfers of funds, while UTXO maintains a record of all the funds on the network and prevents double-spending.



UTXO, which stands for "Unspent Transaction Output," is simply a record of all the available funds in the network that have not yet been spent.

7.1 Tracking Your Coin's Journey

In **Bitcoin**, **transactions** work like breaking a big bill into smaller bills and giving them to different people. The change you receive from a **transaction** is called an unspent output and can be used as an input for a new **transaction**. Outputs in **Bitcoin transactions** can either be **spent** or **unspent**, and unspent outputs are considered valuable because they can be used in new **transactions**.

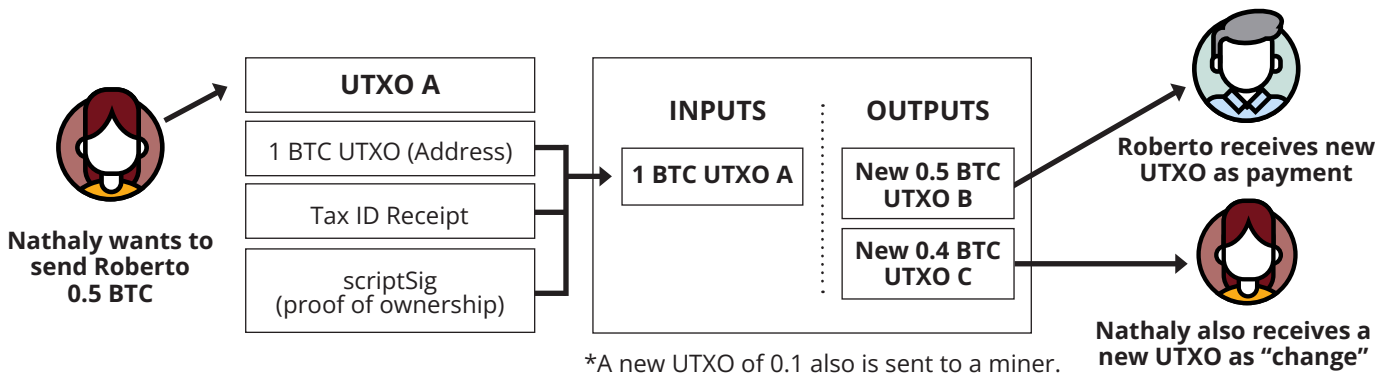
- Think of it like using multiple gift cards to pay for a purchase. The gift cards from previous transactions act as inputs, and the change you receive is represented by a new gift card with the remaining amount. This is similar to how **Bitcoin transactions** work with UTXOs.

What are UTXOs?

The balance of a wallet is the sum of all a user's UTXOs. UTXOs are used to track the ownership of **bitcoin** in the network. When a transaction is made, it creates new UTXOs, and when a **transaction** is spent, it uses up existing UTXOs.

- UTXOs are like digital coins in the world of **Bitcoin**. It is the change that you get back after you spend some **bitcoin**.

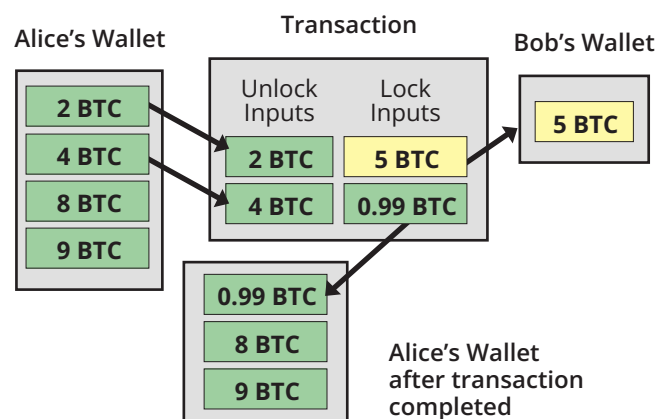
Unlocking the Secrets of Bitcoin's Inner Workings: The Math,



How UTXOs Work in Bitcoin Transactions

When a **transaction** is made, the amount of **bitcoin** that is sent is divided into multiple outputs, each of which is associated with a specific address.

- When sending **bitcoin** to someone, you will use one or more Unspent Transaction Outputs (UTXOs) as the source of the funds. These UTXOs will be combined, if necessary, to create a new output that belongs to the recipient of the **transaction**. This new output, or UTXO, will then become the recipient's property and can be used as the source of funds in a future transaction. This chain of UTXOs creates a transparent and traceable history of all **bitcoin transactions** on the **blockchain**, starting from the very first block.



- For example, if someone wants to send 2 **bitcoin** but has a UTXO worth 5 **bitcoin**, the difference of 3 **bitcoin** is sent back to the sender as "change." This change is a new UTXO for the sender and can be spent in a future transaction.

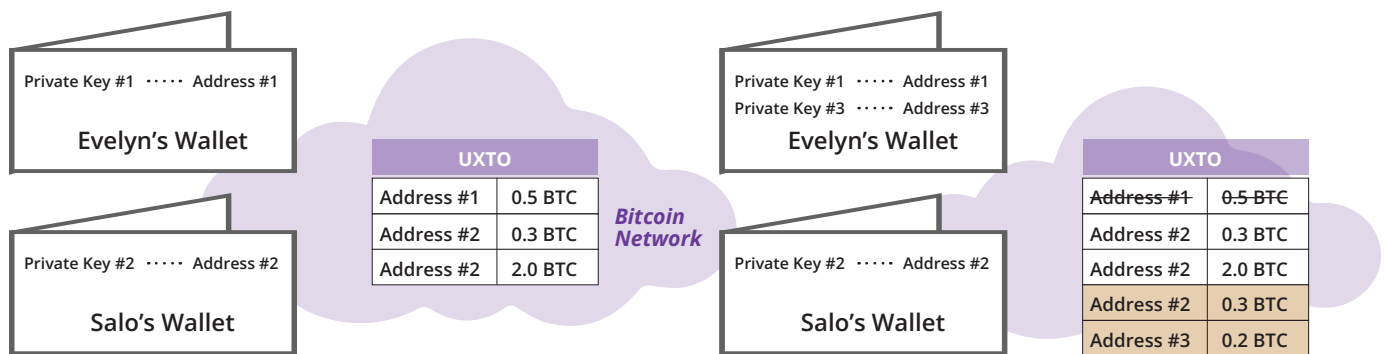
- In the example, Alice sends Bob 5 BTC while retaining some for herself. She combines 6 **bitcoin** from her four UTXOs, which totals 23 **bitcoin**, and sends 5 to Bob and .99 back to herself, with a .01 fee for processing. The **transaction** is then added to the **blockchain**, updating all nodes with a copy of the updated UTXO ledger. If Alice then tries to send 23 BTC to Ximena in a separate transaction, the nodes will reject it as some of the output has already been spent.

If someone were to attempt to use a spent output in their **transaction**, it would likely be rejected by the network nodes. This is because these nodes maintain a copy of the same database set and can easily reach a consensus by checking the balance of each address before validating any new transaction. This ensures the integrity and validity of the transactions on the network.

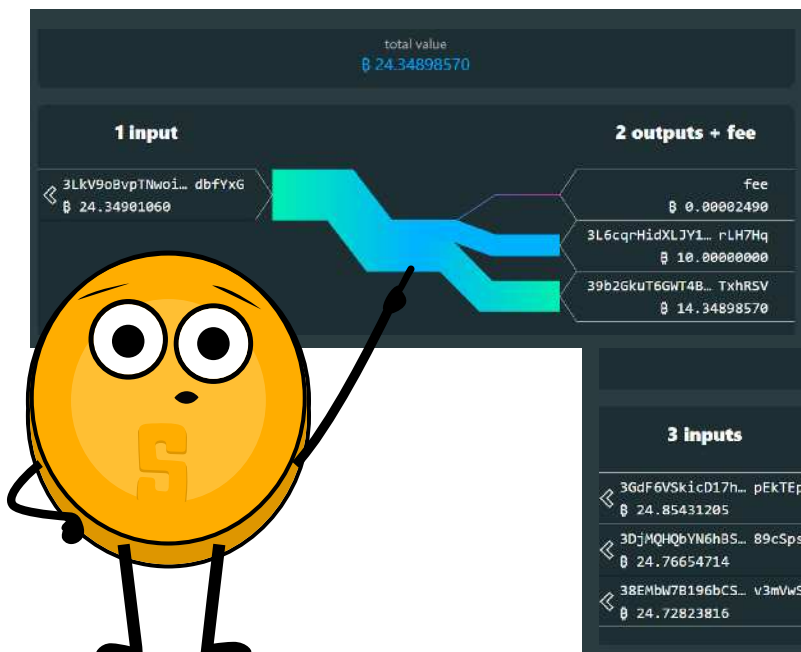
Let's look at another example:

Only the person who has the **private key** for an **address** can access the UTXOs stored in that address. For example, if Evelyn has a **private key** for **address #1**, she will see 0.5 **bitcoin** in her wallet. If Salo has a **private key** for **address #2**, he will see 2.3 **bitcoin** in his wallet.

When Evelyn sends 0.3 **bitcoin** to Salo, her wallet generates a new **private key** and address (#3). The original UTXO on **address #1** gets spent and two new UTXOs are created: one for Salo's address with 0.3 **bitcoin** and one for Evelyn's new **address** with 0.2 **bitcoin**. After this **transaction** is recorded in the ledger, Salo's wallet shows 2.6 **bitcoin** and Evelyn's wallet shows 0.2 **bitcoin**.



Below is an actual screenshot of a real **transaction** where there is only one input. However, in a more general case, the starting balance could be the sum of multiple UTXOs that a person has accumulated from previous transactions.



What observations can you make? Do the inputs match the outputs? Can you describe the details of the transaction? Is there a connection between the two screenshots? And which transaction occurred first?



Unlocking the Secrets of Bitcoin's Inner Workings: The Math,



Generally, **spent outputs** are displayed in red and **unspent outputs** in green. This color coding provides a visual way to quickly identify spent and unspent outputs, which can be useful for tracking transactions and understanding the flow of funds in a blockchain.

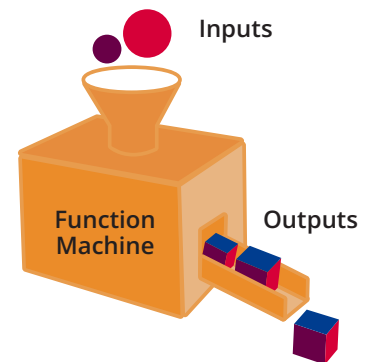
7.2 Security and Secrecy

Please don't be intimidated by the technical terms and mathematical concepts ahead. We understand that not everyone is a math junkie, but you might surprise yourself and see that even the most complex ideas can be grasped with a little bit of effort.

What is a function, but more specifically, what is a one-way function?



A **function** is like a machine that takes some information and turns it into something new. The information you give the function is called the **input**. The new information the function makes is called the **output**. Functions help computers do tasks and solve problems.



Think of it like a recipe for making a salad. The recipe (or function) tells you what ingredients to use and how to mix them together to make the salad. You can put different ingredients in, but the recipe will always give you the salad as the output. Functions can be used to help make things easier and more efficient.



This recipe therefore is a **function** that takes the **ingredients** as **inputs** and generates the **tossed salad** as the **output**.

In **Bitcoin**, **functions** are utilized to **execute transactions**. We already know that transactions in **Bitcoin** are essentially transfers of value from one address to another. To perform a transaction, a number of cryptographic functions are used to validate the transaction and update the state of the **Bitcoin** blockchain, which is a decentralized ledger that keeps track of all transactions.

The functions used in a **Bitcoin transaction** include verifying the authenticity of the transaction inputs, checking that the sender has sufficient funds, and updating the balances of the relevant addresses. Once a transaction is verified and added to the blockchain, it becomes part of the permanent record of all transactions on the network.

- A **one-way function** uses a set of instructions to process the information and turns it into something **new**, like a smoothie recipe turns ingredients into a new drink. But, just as **you can't un-blend a smoothie** to get the original ingredients back, **you can't reverse the one-way function to get the original information back**.



Public-key cryptography, of which **public key** is a part of, relies on the use of **one-way functions**, which make it difficult to determine the **private key** from the **public key**. It is not exactly "impossible" to find the private key from the **public key**, but it is extremely difficult to do so, and it would take an inordinate amount of time and computational power to accomplish this task.



- Finding a **private key** from a **public key** in **Bitcoin** is like trying to find a needle in a haystack as large as a football field. The needle represents the **private key** and the haystack represents all the possible **private keys**.

In the same way, one-way functions are designed to be irreversible and cannot be decrypted.

What is a hash function?



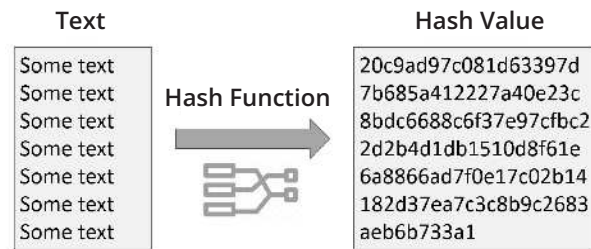
Hashing is like a fingerprint for digital data. It is a process of taking a digital message and turning it into a fixed length code, which serves as a unique identifier.

Just like a fingerprint can identify a person, a hash can identify a digital message. Hashes are used in many applications, including **Bitcoin transactions**.

Unlocking the Secrets of Bitcoin's Inner Workings: The Math,

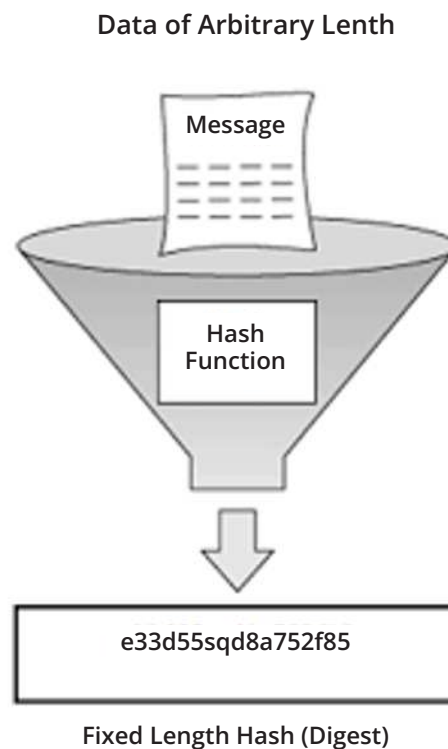
How Hashing is Used in Bitcoin Transactions

In **Bitcoin**, every **transaction** is hashed before it is added to the **blockchain**. The hash acts as a signature for the transaction, verifying that the transaction is valid and has not been tampered with. If someone tries to change even a single letter in the transaction, the hash will be completely different, alerting others to the change.



The Role of Hashing in Providing Security

Hashing is essential to the security of the **Bitcoin Network**. By using hashes to identify **transactions**, the network can detect any attempt to change or manipulate a transaction. This helps to prevent fraud and ensure that all **transactions** are recorded accurately on the **blockchain**.




A hash function is a type of **one-way function** that takes an **input** (referred to as the "message" or "data") and converts it into a numerical representation referred to as a "**hash**." The **output** hash is unique to the **input** data, so even a small change in the input data results in a completely different hash.

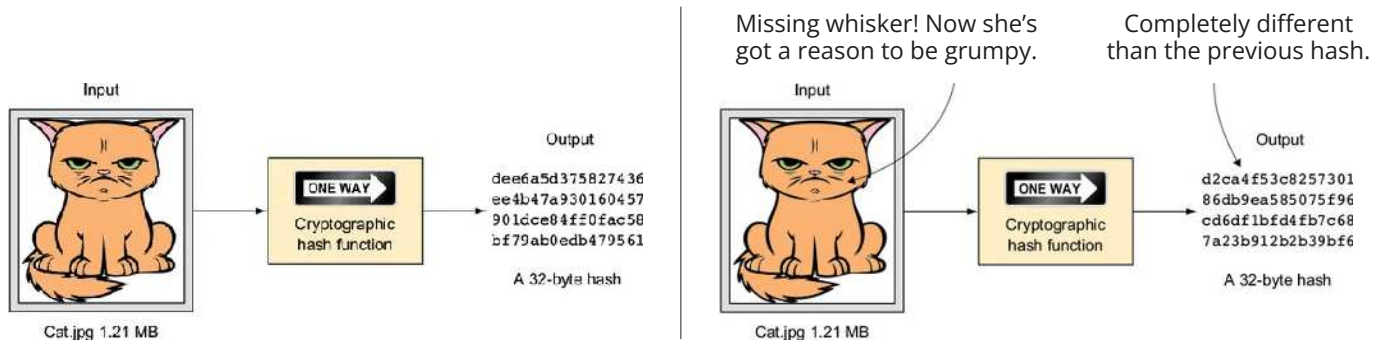


A **hash function** is like a secret code machine. It takes in a **message** and turns it into a code.

- The code always looks the same for the same message. If you change the message even a little, the code will be completely different. This helps computers remember things and check if anything has been changed.



Instantly generate a SHA256 hash of any string or input value. Hash functions are used as one-way methods.



The **output**, or **hash**, is always the same length, no matter how long the original information was.

Bitcoin uses a few specific types of hash **function** called **SHA-256** and **RIPEMD160**. A few examples below:

- Notice that a period in the second input changes the output completely when compared to the first one.
- The third input is a huge file yet the output is still the same fixed length as the other two.

SHA256 hash of the string **hello world**
 B94d27b9934d3e08a52e52d7da7dabfac484efe37a5380ee9088f7ace2efcde9

SHA256 hash of the string **hello world.**
 7ddb227315f423250fc67f3be69c544628dffe41752af91c50ae0a9c49faeb87

SHA256 hash of the downloadable iso file **Ubuntu 18.10**
 7b9f670c749f797a0f7481d619ce8807edac052c97e1a0df3b130c95efae4765

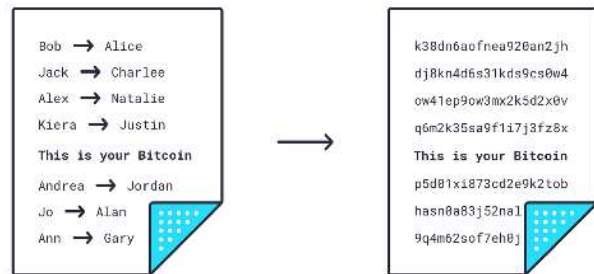
Hashing can also be thought of as a musical score that captures the essence of a piece of music. Just as a musical score is a unique representation of a tune, a hash value is a unique representation of a piece of data. By comparing the score of a piece of music with the actual performance, a musician can determine if the performance is accurate. Similarly, by comparing the hash value of received data with the original hash value, one can determine if the data has been altered during transmission.



Unlocking the Secrets of Bitcoin's Inner Workings: The Math,

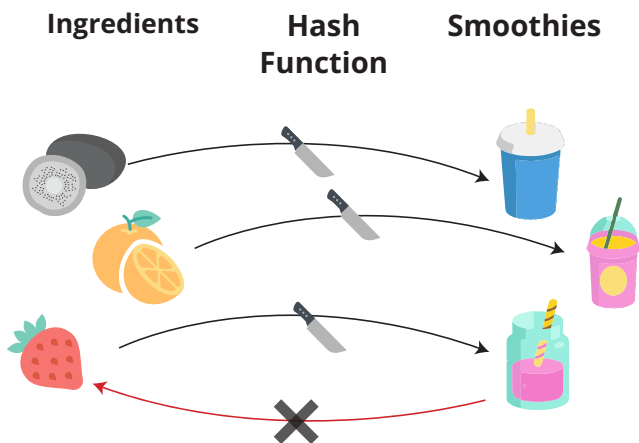
• Just as a slight deviation in a musical performance can cause it to sound different, even the slightest change to the original data will result in a different hash value. This makes hashing a powerful tool for ensuring the integrity and authenticity of digital information.

The process of encoding the **public key** through hashing is used to improve the security of information by converting it into a fixed-length, unreadable format. Bitcoin uses the SHA-256 and Ripemd-160 algorithms to produce **public addresses**. The resulting output serves as a unique identifier for the **public key** and helps to ensure the integrity and security of transactions stored in the **blockchain**. By **encoding** the information in this way, it becomes more difficult for unauthorized individuals to access and manipulate the data.



Hashing

A hash function takes any input, and produces a fixed-length output (hash).



- **Deterministic.** The same ingredients always yield the same smoothie.

- **Pre-Image Resistance.** You can't glue together a strawberry when given a smoothie.

- **Correlation Resistance.** Changing the ingredients a little results in a completely different smoothie.

- **Collision Resistance.** It's hard to find different ingredients for a smoothie that result in the exact same one.

- **Speed & Verifiability.** Throw fruit into the mixer. It's fast and what comes out for sure is a smoothie.

7.3 The “Mempool” or Memory Pool: Understanding the Holding Tank of Bitcoin Transactions

What is the Mempool?

The mempool is like a waiting room for transactions in the **Bitcoin Network**. When a transaction is made, it is first added to a node’s mempool before it is verified and added to the **blockchain**.

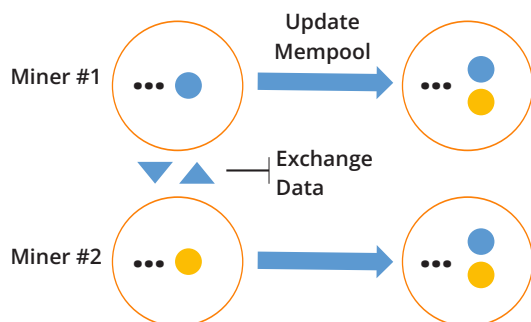
A **mempool** is where transactions wait to be confirmed into a block.

	tx hsh 6053b699... fee rate: 3 sat/vB	
	tx hsh bb3b8clfc... fee rate: 1 sat/vB	
	tx hsh d7c2532a9... fee rate: 15 sat/vB	
	tx hsh 0ecdd9c6... fee rate: 2 sat/vB	

When a node first receives a transaction from a peer, it has to verify the transaction is legit. Nobody wants faulty or deceptive transactions.



Mempool synchronization allows nodes to share their transactions with other nodes by sending a message containing a list of **verified** transactions in the mempool.



The main purpose of a **mempool** is to:

1 Relay unconfirmed transactions.



2 Provide miners transactions to mine.



Accept To Memory Pool (ATMP) involves checking things like:

- Do I already have this **transaction**?
- Is there a conflict with a different **transaction** in the mempool?
- Does the **bitcoin** in cover the **bitcoin** out?
- Do the signatures prove the previous outputs can be spent?
- Are there enough fees?

Unlocking the Secrets of Bitcoin's Inner Workings: The Math,

How **Transactions** are Verified and Added to the Mempool

A **full node** checks all **transactions** to make sure they are valid and have not been used before. If a **transaction** is good, the node will verify it and add it to its memory pool. Then it will share it with other nodes to double-check. Finally, if the majority agree, it will be taken out of everyone's mempool to become permanent part of the **blockchain**.

Transactions in the **Bitcoin Network** are taken out of the mempool and confirmed when they are included in a block, which is then added to the **blockchain**. However, there are several reasons why a **transaction** might not be confirmed after 72 hours:

- 1. Low fee:** **Transactions** with a low fee may not be processed quickly enough, as miners are more likely to choose transactions with higher fees to include in their blocks.
- 2. Network congestion:** If the network is congested, there may be a delay in confirming **transactions**, even if they have a high fee.
- 3. Double spend attempt:** If a malicious actor attempts to double spend, their **transaction** may be rejected by the network.
- 4. Incorrect or incomplete data:** If a **transaction** contains incorrect or incomplete data, it may be rejected by the network.
- 5. Malformed transaction:** If a **transaction** is malformed, it may be rejected by the network.

To avoid having **transactions** rejected, it's recommended to include a fee that is high enough to ensure the **transaction** is processed in a timely manner, and to double check that all the data in the **transaction** is correct before sending it.




A **DDoS** (Distributed Denial of Service) attack is an attempt to make the network unavailable to users by overwhelming it with too much traffic from multiple sources. This attack aims to disrupt normal traffic of a website or service by overwhelming it with fake traffic, making it difficult or impossible for real users to access it.

7.3.1 Class Exercise: On Hold: Examining the Unconfirmed **Transactions** of the **Bitcoin Network**

Class Exercise. Follow the following instructions:

1. Visit the website <https://bits.monospace.live/>



2. Locate an unconfirmed transaction and click on it.
 - What information can you find?
 - Can you follow the history of where bitcoin came from?
 - How many addresses do you see? What does input and output mean?
 - Can you follow the UTXO? Do you recognize which BTC has been spent?
 - Does the input match the output?
 - Does every transaction have a fee?
 - Who does the fee goes to? Is it fair?
 - Who pays the fee?
 - Can you locate how much bitcoin was transferred from one address to another?
3. Write down the TxID, fee rate, fee, and total value of the transaction in a notebook.
4. Analyze other **transactions** if desired, and compare them to the first one in terms of amount, fee paid, and likelihood of being included in the next block.
5. Consider what it means for a block to be “mined” and for a transaction to be “unconfirmed.”
6. Be prepared to discuss these observations and questions in the next class.

7.4 Behind the Blocks: The Mystery of **Bitcoin Scripting**

Script is a **programming language** used in **Bitcoin** to create **smart contracts** and **automate transactions**. To understand script, it's helpful to think of it as a set of instructions that tell the **Bitcoin Network** what to do with a specific **transaction**.



A **smart contract** is a self-executing contract with the terms of the agreement between buyer and seller being directly written into lines of code. The code and the agreements contained within it exist on a blockchain network and are enforced automatically.

- Think of it like a vending machine. You put in money, make a selection, and the machine dispenses your item automatically. In the same way, a smart contract automatically executes the terms of the agreement between two parties, without the need for intermediaries such as lawyers or banks.

For example, a smart contract could be used to represent a financial agreement, such as a loan or a bond. The terms of the agreement, such as the interest rate and repayment schedule, are encoded into the contract. When the agreed-upon conditions are met, the contract automatically executes the terms and transfers the funds.

Unlocking the Secrets of Bitcoin's Inner Workings: The Math,

The key benefits of smart contracts are that they are transparent, secure, and self-executing, which can help to reduce the costs and risks associated with traditional contract processes. Additionally, because they exist on a decentralized network, they are resistant to tampering or interference, making them a more secure and trustworthy way of conducting transactions.

In a similar way, **Bitcoin** uses script to make sure that specific conditions are met before a transaction is processed.

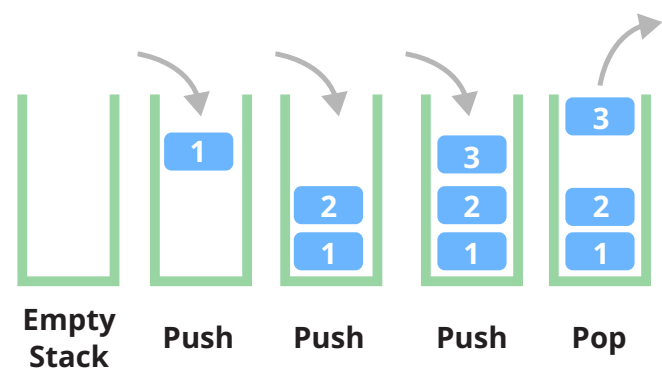
While other **blockchain** networks, such as Ethereum, also support smart contracts and programmable transactions, they use different programming languages and approaches to enforce the rules and conditions of transactions. Only Bitcoin uses script.

Script is a very basic programming language, but it's powerful enough to handle a wide range of transactions. For example, it can be used to create **multi-signature** transactions, where multiple people must sign off on a transaction before it can be processed, or to create a smart contract, where a transaction is automatically executed when certain conditions are met.

While script may seem complex, the basic idea behind it is actually quite simple. By using script, the Bitcoin network can automatically enforce the rules and conditions of transactions, making it a secure and efficient way to transfer value.

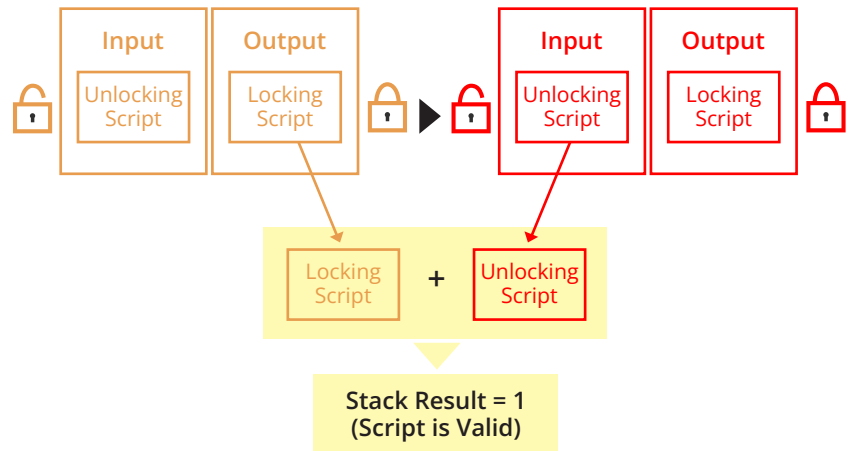
How Scripting is Used in Bitcoin Transactions

- Imagine you have a row of coins and you want to sort them into different slots, like putting coins into different piggy banks. The order in which you put the coins into the slots is important. This is similar to how satoshis are transferred in a transaction. The inputs are like a row of coins and the outputs are the slots waiting to receive a coin. To assign the coins to the slots, you go through each coin in the row in order, and put each one into the first available slot. This is called "first-in-first-out" or FIFO, which means that the first coin in the row goes into the first available slot, and so on.



- Scripts operate on a **stack-based system**, where instructions are processed in the order they appear, from top to bottom. The concept is similar to a stack of plates, where you can only access the plate that is on top of the stack.

A basic **bitcoin** transaction uses at least one “**locking script**” and one “**unlocking script**” to determine who can access the funds in a particular wallet address. The locking script can be thought of as a **list of instructions that describes how the recipient of the funds can access them**, while the unlocking script **unlocks the funds**.



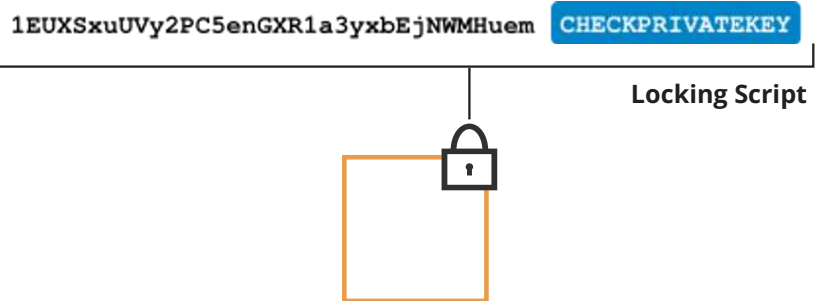
- Think of Script as a recipe for baking a cake. Just as you need to follow the steps in the recipe to make the cake, the computer needs to follow the instructions in Script in a specific order to transfer ownership of **bitcoin**.

By using locking and unlocking scripts, along with private and public keys, the ownership and transfer of UTXOs can be securely tracked and verified.

7.4.1 A Technical Dive into Bitcoin Transactions

The locking script holds the **recipient's address** and verifies that the correct **private key** was used. This ensures that **private keys** remain confidential and can be securely protected.

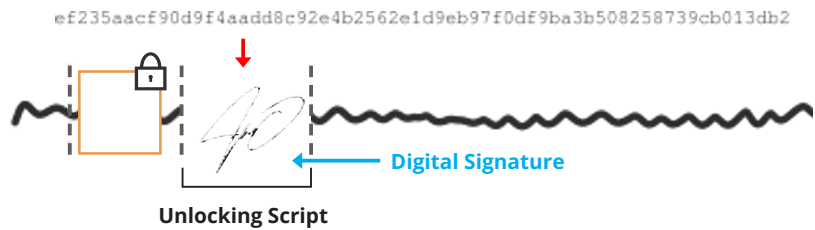
To unlock the funds, the **sender** must demonstrate ownership by generating a **digital signature** with their **private key**, thereby confirming possession of the **address**.



The output (**bitcoin UTXO**) has been locked to this **address** (1EUX..) and only the correct **private key** will unlock it.

Unlocking the Secrets of Bitcoin's Inner Workings: The Math,

For example, let's say that you want to send some **bitcoin** to your friend, but you want to make sure that your friend can only spend them after a certain date. You can use **Bitcoin** script to define this condition, which is known as a "**time-lock**". When you create the transaction, you include a script that specifies the time-lock condition. When your friend receives the **bitcoin**, they can only spend them after the specified date has passed.



Bitcoin script can also be used to create more complex conditions for spending **bitcoin**, such as multi-signature **transactions**, which require multiple parties to authenticate a **transaction** before it can be spent. This can be useful in situations where multiple parties need to approve a **transaction**.



CHECKPRIVATEKEY is a function that checks whether the **address** matches the correct **private key**.



CHECKSIG verifies that THE transaction was approved by the owner of the **private key** that matches the **public key** used to sign the **transaction**.

In simple terms, script helps ensure the security and reliability of **Bitcoin** transactions by using private and public keys to verify ownership and transfer of funds. Different methods of **transactions** have varying levels of security. Some reveal the recipient's **public key** during the **transaction**,

making it vulnerable to theft if the **private key** is ever hacked. Others keep the **public key** hidden, providing a higher level of security.

In the next chapter, we will delve deeper into the process of mining and the role of miners in the **Bitcoin Network**. We will explore how they validate **transactions**, create new blocks, and receive rewards for their efforts.

Stay tuned for a comprehensive understanding of how the **Bitcoin Network** operates!



Chapter #8

Building the Chain of Security: Understanding the Process of Bitcoin Mining and its Role in the Blockchain

- 8.0** Uncovering the Gems of the Blockchain: Meet the Miners and the Mining Process
- 8.1** The Dynamic Rewards System of Bitcoin Mining: Block Rewards, Transaction Fees, and Halvings
- 8.2** The Vital Task of Bitcoin Mining: Securing the Blockchain
- 8.3** Dissecting the Block
- 8.4** Rehashing the Hashes-No Pun Intended
- 8.5** The Step-by-Step Process of Mining a Block
 - 8.5.1** Class Exercise: Mining Interactive Exercise
 - 8.5.2** Summary of the transaction from start to finish
 - 8.5.3** Don't Trust, Verify
- 8.6** Class Exercise: Transaction with UTXO's

Building the Chain of Security: Understanding the Process

8.0 Uncovering the Gems of the Blockchain: Meet the Miners and the Mining Process

Miners are the bookkeepers.

- In centralized systems, accountants get paid by companies to keep track and maintain the accuracy and integrity of their financial records.

Similarly, **miners** are paid in **bitcoin** for their work in verifying and adding transactions to the **blockchain**, helping to keep the network secure and running smoothly. This job involves the use of **computational power** and specialized hardware. The objective of mining is to add new blocks to the **blockchain** and maintain its security, decentralization, and long-term viability.

What is Bitcoin Mining?



Bitcoin mining is a process of adding transaction information to **Bitcoin**'s public journal of past transactions, or a **blockchain**.

This ledger of past transactions is called the block chain as it is a string of blocks. This chain serves to validate the transactions of all those other networks as having occurred.

Bitcoin nodes use this technology chain to distinguish a genuine **Bitcoin** transaction from efforts to re-spend coins which may have already been spent somewhere else.



Miners gather unconfirmed transactions and form a block, then embark on a search for the valuable key that will **secure the block's place in the blockchain**.

The key is a "**valid block hash**," which is hidden among billions of others and can only be unlocked by a specific key set by the network.

- Imagine a giant haystack filled with millions of keys, each representing a unique block hash. The network has set a specific key that will unlock a valuable prize. Miners search through the haystack, trying each key in the lock, but only one miner will be lucky enough to find the correct match.

The first miner to find the correct block hash broadcasts it to the network along with the block of **transactions**. Other miners then verify the solution to ensure it fits the lock correctly. If the solution is accurate, the block is added to the blockchain, creating a secure and public ledger.

For their hard work, miners are rewarded for their efforts in two ways: block rewards and transaction fees. **Block rewards** are newly generated **bitcoin** that are released into circulation with each block added to the blockchain. **Transaction fees**, on the other hand, are small amounts of **bitcoin** that users pay to have their **transactions** processed more quickly and prioritized in the block by the miner. Miners are free to choose which transactions to include in the block they mine, and they often prioritize those with the highest **transaction** fees.

8.1 The Dynamic Rewards System of Bitcoin Mining: Block Rewards, Transaction Fees, and Halvings

Satoshi Nakamoto, the creator of **Bitcoin**, came up with a smart solution for distributing new **bitcoin** via a block reward system in a decentralized manner.



The **bitcoin supply schedule** is his plan for the creation and release of new bitcoin into circulation, which is designed to maintain the scarcity of bitcoin over time.

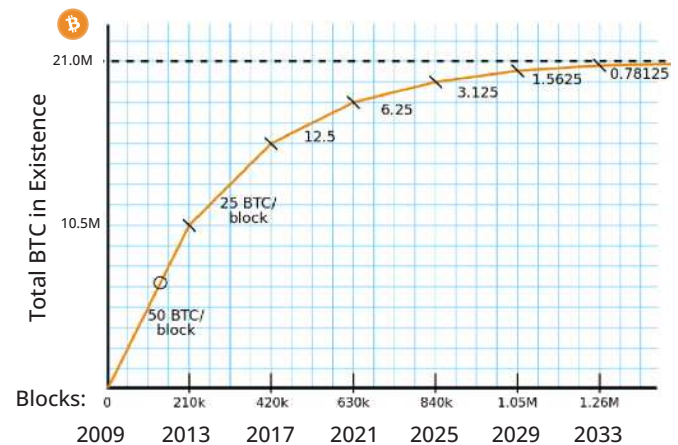
In the early days of **Bitcoin**, miners were awarded 50 **bitcoin** for each block they mined. This block reward serves as a financial motivation for miners to invest in powerful hardware and electricity for their mining operations.

However, to control the supply of new **bitcoin** and maintain stability in the network, the block reward **halves** approximately every 210,000 blocks. This process, known as “**halving**,” reduces the amount of new **bitcoin** released into circulation and continues to incentivize miners to secure the network and ensures its decentralization.

- Let’s say you have a jar that can only hold 1000 pieces of candy. Every day, you get to add 10 pieces of candy to the jar. This is how new **bitcoin** are created and added to the supply through the process of mining. However, after every four years, the amount of candy you can add to the jar is cut in half.

This is like the **halving** of **Bitcoin**, which **slows down the rate** at which new bitcoin are created. The ultimate goal is to maintain scarcity and limit **the total number of bitcoin to 21 million units**, just like the jar can only hold a limited amount of candy.

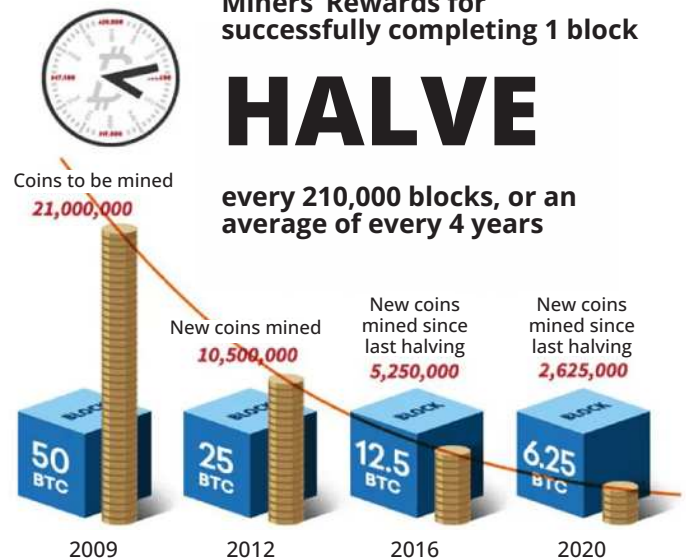
Bitcoin Supply Schedule



Miners' Rewards for successfully completing 1 block

HALVE

every 210,000 blocks, or an average of every 4 years



Building the Chain of Security: Understanding the Process

The **halving process** is similar to how gold mines have a limited supply and eventually become harder to find. Today, the **Bitcoin** protocol releases 6.25 new BTC to miners approximately every 10 minutes when a block is mined.

The table shows the details of the **next** halving events for **Bitcoin**, including the **percent of total supply** that will be mined by that date, the expected date of the next halving event, and the block number at which the halving event is expected to occur.

Event	Expected Date	Block	Block Reward	Percentage Mined
Fourth Halving	2024	840,000	3.125	96.875 %
Fifth Halving	2028	1,050,000	1.5625	98.4375 %
Sixth Halving	2032	1,260,000	0.78125	99.21875 %



Circulating Supply refers to the **amount of bitcoin that is currently in circulation** and available for trading. This measurement represents the total number of coins that have been mined and are in circulation at any given time, excluding any coins that may be locked up or lost forever.

As more bitcoin is mined, the circulating supply and the percent of the total supply that has been mined will continue to increase until the total supply of 21 million is reached.

Bitcoin: Percent of 21M Supply Mined





The Inflation Rate is the rate at which the circulating supply of a cryptocurrency is increasing over time, **expressed as a percentage of the total supply**. This rate is calculated as the *difference between the circulating supply and the total maximum supply (21 mill), divided by the total maximum supply and multiplied by 100.*

During each **halving event**, the block reward for miners is reduced, lowering the **issuance rate** of new **bitcoin**. As a result, the **inflation rate** of **bitcoin** decreases over time, potentially leading to an increase in the price of **bitcoin**.

The **reduced supply**, combined with **increasing demand**, can drive up the price of **bitcoin**. This not only benefits early adopters of the technology, but it also serves as an incentive for miners to continue to secure the network and contribute their computing power and resources.

8.2 The Vital Task of Bitcoin Mining: Securing the Blockchain

What is a Valid Block Hash in Blockchain?

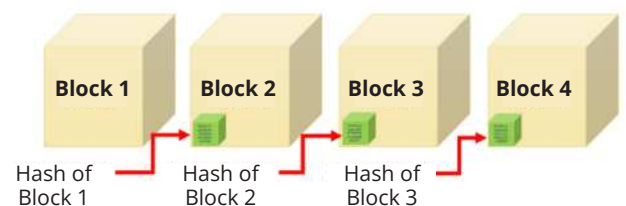
A **block hash** serves as a **unique identifier** for each block in the **blockchain** and helps detect any attempts to alter past **transactions**. The **blocks in the blockchain store transactions and form a chain of blocks**, starting from the **genesis block** to the most recent one, creating a public and transparent record of all **transactions**. The block hash links each block to the previous one, allowing anyone to view the history of any **transaction** and ensuring the accuracy and security of the data stored on the network. Just like a **fingerprint** identifies an individual, the block hash identifies each unique block in the **blockchain**.



The first ever block of **bitcoin**, containing total of 50 **bitcoin** was mined by the creator of **bitcoin**, Satoshi Nakamoto.



The blocks are “linked” together by enforcing a specific relationship between blocks. That is, a block must contain a “fingerprint”, which is a hash value of the data of the previous block. A hash function can condense arbitrary message (the block information) to a fixed size (e.g., 160 bits) and produces a fingerprint of the message.



Building the Chain of Security: Understanding the Process


While a block hash **can be used to verify the integrity** of the data in the block, it **does not reveal all of the information** within the block. The information within the block can only be accessed by using the cryptographic keys required to decode it. The block hash simply provides a means of verifying that the data in the block has not been altered.

The Race to Mine a Block

Miners engage in a competition to uncover the block hash that aligns with the target (a special number) set by the network. The miner who successfully discovers the correct block hash is granted the opportunity to add that block to the blockchain and assign it with the corresponding hash ID. This solution serves as validation for the block's authenticity.

- Mining can be compared to a race where the goal is to reach the finish line as quickly as possible. The **difficulty target** in the race is adjusted periodically, making it harder to mine a block as more miners join the race.

- Let's say the target set by the network in a *blockchain* is 1000. The miners would have to use their computers to search for a special number, called the block hash, that is lower than 1000. The first miner to find a block hash that is lower than 1000 gets to add a group of transactions to the blockchain and is rewarded with some *bitcoin*.



The **difficulty level** is a measure of how difficult it is to find a valid block hash that meets the target set by the network. It is adjusted periodically to ensure that blocks are added to the blockchain at a consistent rate. The difficulty level is expressed as a number, and the higher the difficulty level, the more difficult it is to find a block hash that meets the target.

- For example, consider two different hashes:
 - Hash 1: **0000A1mINgF0RbL0cK5wltHth3hAy5tAcK**
Difficulty level: 1
 - Hash 2: **00000000A1mINgF0RbL0cK5wltHth3hAy5tAcK**
Difficulty level: 2

In this example, Hash 2 has a higher difficulty level than Hash 1 because it requires more zeros at the beginning. This means that it is harder to find a block hash that meets the target set by the network when the difficulty level is higher.

Finding a valid block hash involves **a lot of computer work**.



By finding a valid block hash, a **miner demonstrates that they have done the work required** to add the new block to the blockchain and get paid in bitcoin for their effort. **Proof of Work (PoW)** is the method *Bitcoin* uses to validate transactions and add new blocks to the blockchain.

PoW keeps the *blockchain* safe by making it difficult for anyone with malicious intentions to take control. The target is adjusted to aim for one block to be mined every 10 minutes, making the network even safer as the target becomes harder to reach.

As an example, the target set by the network for mining a specific block could be:

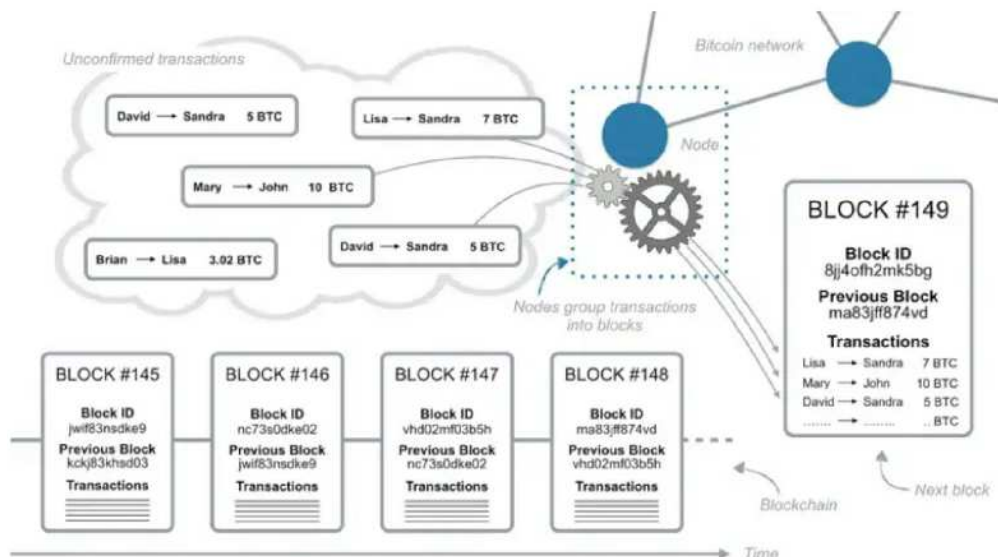
00000000A1mINgFORbL0cK5wltHth3hAy5tAcK

Which means that first miner to find a hash with eight leading zeros will achieve this target thus be allowed to add the block to the blockchain and will receive compensation in bitcoin.

The Role of Miners

Miners actually have two tasks in a *blockchain* network: 1) **verifying transactions** and 2) **adding new blocks**.

They collect unconfirmed transactions into their **mempool**, select a subset of these to include in their **candidate block**, and then search for the block hash.



Building the Chain of Security: Understanding the Process

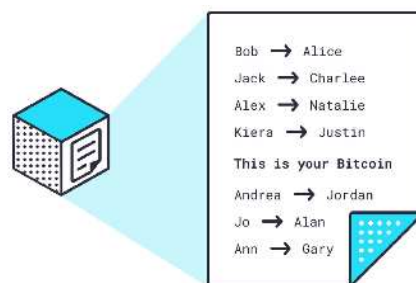
Multiple miners can be working on creating new blocks simultaneously. The first miner to discover a block hash that meets the target set by the network announces it to the network, and the other miners then **check** the transactions in that miner's candidate block to make sure they are valid. If the transactions are indeed valid, the block is added to the blockchain. The other blocks created by the other miners at the time are not added and are discarded. This process helps maintain consensus within the network and prevents double-spending.



A **candidate block** is a block of transactions that is being considered for addition to the blockchain but has not yet been added.

8.3 Dissecting the Block

A **blockchain** is made up of blocks, similar to pages in a ledger, that store new **transactions**. Each block has a **header** with a summary of the data, a link to the previous block, and a unique number called a **nonce**, or a **number used once** and a few other details. Miners' task is to correctly complete the header information when creating candidate blocks.

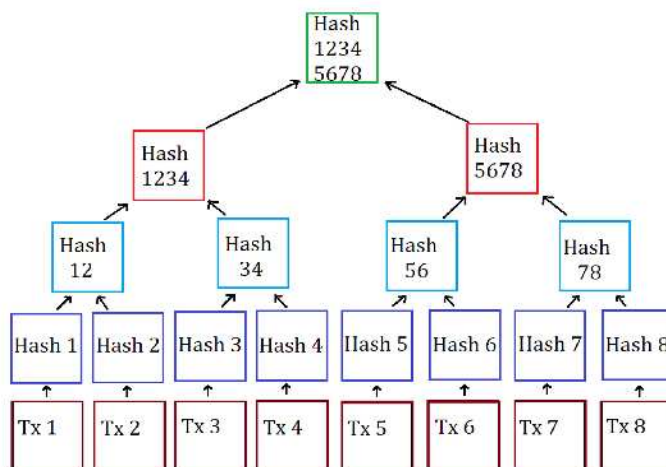


The Organization of Transactions

Miners must arrange the transactions in their candidate blocks in a specific format, where only some of the information is included in the header.



Transactions form the backbone of the **Bitcoin Network** and are efficiently and securely organized through the use of **Merkle Trees**. These trees condense large amounts of data into a compact representation, improving the overall security and efficiency of the network.



The **Merkle Root Hash**, which is the data included in the header, is a **single hash value** that acts as a digital fingerprint for all the transactions in a block. This allows for efficient verification of transactions without having to examine each one individually, making it an important component of the security and scalability of the Bitcoin network.

If a transaction is included in a block, its hash will be included in the **Merkle Root Hash**. If any part of the data changes, the final code will be different, making it easy to detect any malicious changes to the data. This helps to maintain privacy and protect sensitive information contained within each transaction on the network.

If a hacker tries to alter a single character in a transaction, the subsequent block verifications will fail as each block depends on the information from the previous block. The Merkle Root acts as a secure chain that links all the transactions in a block, ensuring the accuracy and integrity of the data on the network.



A Coinbase transaction in *Bitcoin* is a special type of transaction included in every block of the blockchain. It serves two purposes: first, it rewards the miner who successfully mined the block and second, it provides an address to receive transaction fees as a commission.

This transaction is also included in the Merkle Tree. Unlike other transactions, the Coinbase transaction does not have an input as it generates new coins through the software algorithm. Instead, it creates a new unspent transaction output (UTXO), which can be used as input for future transactions.

The Building Blocks of a Block: Understanding the Block Header in Blockchain



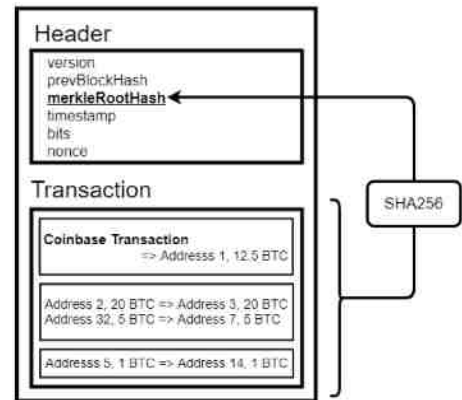
A **block header** is like the cover of a book; it provides a summary of its content and important details of a block.

- **The Block Hash:** The block's valid unique code by which it is identified. A **block hash** can be used to verify the consistency of information in a block each time it, or the information in it is checked.
- **Version:** This is like a label that tells you what version of the software the person who created the block used.
- **Previous block Hash:** This is the valid block hash for the block that came before the one you're looking at. It makes sure that the blocks are in the right order and that no one can change the previous blocks without it affecting the current and all the blocks that come after it.

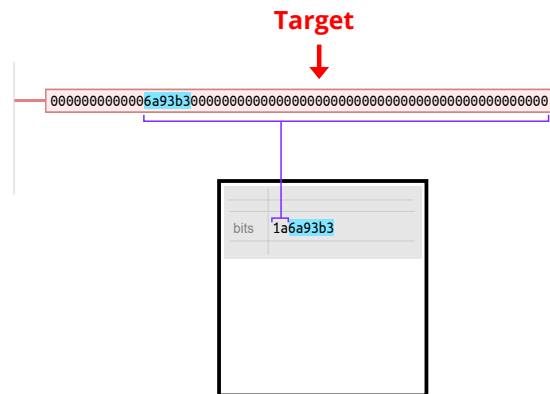
Building the Chain of Security: Understanding the Process

Block Header

Version	1
Previous block	00000000000002efa96db4fd543284c4b8bdc21daaac75c9f311af6312da87d
Merkle root	ba3ffef2b2b29e6ae2fd4f7188c5c2ad13cfe618aa2cde86adacb6229e75b762
Timestamp	2012-08-31 11:32:28
Bits	436658110
Nonce	538012418

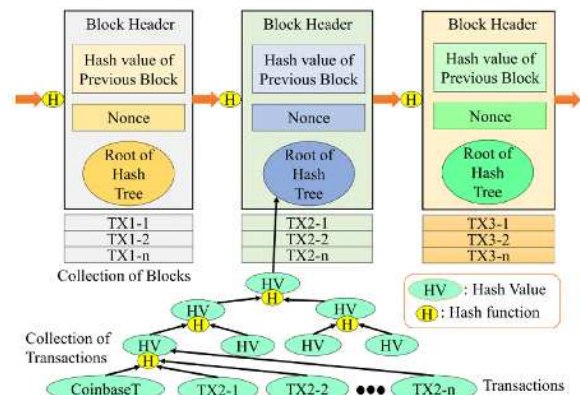


- **Merkle root hash:** **SHA256** ($\text{Hash}(\text{H}(1,2), \text{H}(3,4))$, $\text{Hash}(\text{H}(5,6), \text{H}(7,8))$). This updates specific UTXOs on the chain.
- **Time:** This is the time when the person who created the block started working on it.
- **Bits:** This is like a code that tells you how hard it was to make this block. It is also called the “**target value**”.
- **Nonce:** A nonce is a unique number used by miners to create a new block in a blockchain. Miners try different nonces until they find one that gives them the correct hash value for the block, which proves that they did the necessary work to validate the block and add it to the *blockchain*.



The Nonce Quest: Finding the Magic Number in the Blockchain Race

In the world of *blockchain*, each block has unique information and security measures in place to prevent tampering. One of these measures is the **nonce**, a number used once to create a **unique candidate block hash**.



When a miner is trying to add a new block to the *blockchain*, they need to **find the right nonce** that will **produce a hash value that meets the target set by the network**. This is done by trying different nonce values and running them through the hash function until the correct one is found.

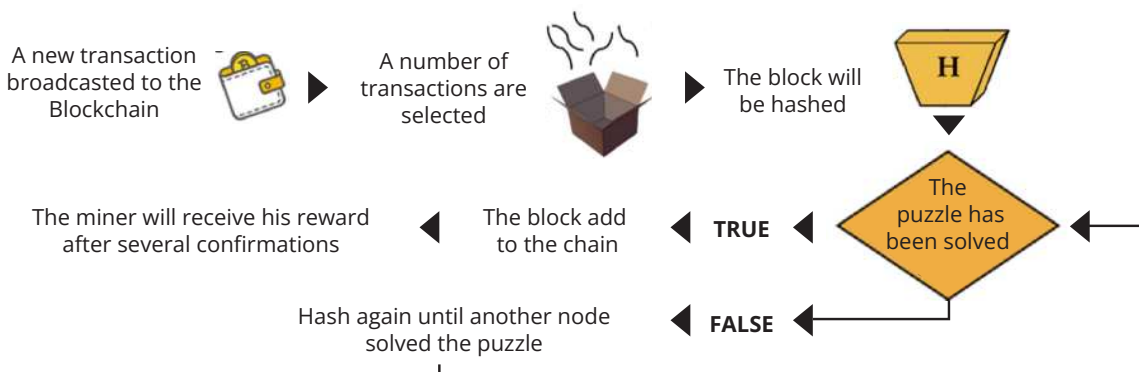
Remember that hash functions are highly sensitive to any changes in the input, which means even a small change in the **input** will result in a completely different **output**. So, by using a different nonce value, miners can ensure that each block they mine has a **unique hash value**.

The nonce is just one of the components in the block header, along with other important information such as the timestamp and the previous block hash. Once all of the information in the block header has been hashed together, it creates the **candidate block hash**. The miner who finds the hash value that meets the target set by the network is the one who wins the race and gets to add the block to the blockchain.



As we see below, for Block #7, **Mi Primer Bitcoin** was rewarded 1BTC for calculating the correct block hash required by the network at the time (21/1/23). In addition, MPB collected fees from the transactions included in the block. The **nonce** that finally produced the **winning hash** was 354.

Block 7	Block 8																														
21/1/23 07:50:54	21/1/23 07:53:09																														
Miner: MiPrimerBitcoin	Miner: MiPrimerBitcoin																														
2 Transactions	4 Transactions																														
<table border="1"> <tr> <td>New</td> <td>MiPrimerBitcoin</td> <td>1</td> </tr> <tr> <td>Block Reward</td> <td>7a38ab902a...</td> <td>BTC</td> </tr> <tr> <td>MiPrimerBitcoin</td> <td>Marc</td> <td>0.2</td> </tr> <tr> <td>7a38ab902a...</td> <td>f7e41b5fa3...</td> <td>BTC</td> </tr> </table>	New	MiPrimerBitcoin	1	Block Reward	7a38ab902a...	BTC	MiPrimerBitcoin	Marc	0.2	7a38ab902a...	f7e41b5fa3...	BTC	<table border="1"> <tr> <td>MiPrimerBitcoin</td> <td>jim</td> <td>0.03</td> </tr> <tr> <td>7a38ab902a...</td> <td>e059e762d9...</td> <td>BTC</td> </tr> <tr> <td>MiPrimerBitcoin</td> <td>Roby</td> <td>0.04</td> </tr> <tr> <td>7a38ab902a...</td> <td>a2619165c6...</td> <td>BTC</td> </tr> <tr> <td>MiPrimerBitcoin</td> <td>Dalia</td> <td>0.003</td> </tr> <tr> <td>7a38ab902a...</td> <td>8b9c94b8b1...</td> <td>BTC</td> </tr> </table>	MiPrimerBitcoin	jim	0.03	7a38ab902a...	e059e762d9...	BTC	MiPrimerBitcoin	Roby	0.04	7a38ab902a...	a2619165c6...	BTC	MiPrimerBitcoin	Dalia	0.003	7a38ab902a...	8b9c94b8b1...	BTC
New	MiPrimerBitcoin	1																													
Block Reward	7a38ab902a...	BTC																													
MiPrimerBitcoin	Marc	0.2																													
7a38ab902a...	f7e41b5fa3...	BTC																													
MiPrimerBitcoin	jim	0.03																													
7a38ab902a...	e059e762d9...	BTC																													
MiPrimerBitcoin	Roby	0.04																													
7a38ab902a...	a2619165c6...	BTC																													
MiPrimerBitcoin	Dalia	0.003																													
7a38ab902a...	8b9c94b8b1...	BTC																													
Hash of the previous Block 00d695226ec071b3182c941820140a7956b5040b2c0630271e1a47ccb2f187	Hash of the previous Block 0029eaf9c719bb1861bdb7c194583c3c7666a45fcf14d6cfb410bbd63379e7																														
Nonce: 354	Nonce: 271																														
Hash 0029eaf9c719bb1861bdb7c194583c3c7666a45fcf14d6cfb410bbd63379e7	Hash 00b5c0388ca648147ed884571a8e8c9113746569f94cc40544e37507ed1a7																														

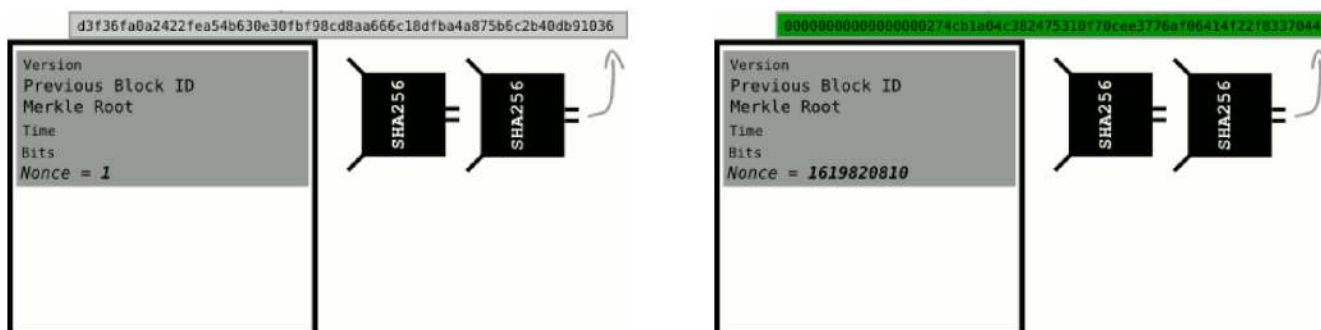


Building the Chain of Security: Understanding the Process

8.4 Rehashing the Hashes - No Pun Intended

How long does it take miners to discover a valid hash? And how quickly can they modify the nonce values during their calculation process?

In the example below, it took a miner 1619820810 iterations to find a hash value with the required number of zeros. The miner who succeeded in finding the right nonce value added the block to the blockchain, forming a secure and unalterable part of the chain.



The **hash rate** is a measure of the computational power of the network and the **speed at which miners can make nonce calculations**, which are used to find the correct block hash.

The more computational power a miner has, the faster they can make these calculations, which can give them an advantage in the mining process. However, as the network's hash rate increases, the difficulty of mining new **bitcoin** also increases, making it more challenging for all miners to find the correct **block hash**.

- Just like athletes upgrade their equipment to run faster, Bitcoin miners invest in specialized computer hardware to increase their **hash rate** and mine blocks more efficiently. The more resources they invest in, the better their chances of reaching the finish line first.
- Hash rate can be compared to the speed of the runner. The more powerful the miner's machine, the higher the hash rate, and the faster they can mine. However, just like in a race, having a high speed does not guarantee a win if the difficulty target has been adjusted to a higher level. Miners must constantly upgrade their equipment and improve their hash rate to stay ahead of the competition and have a chance of mining a block and winning the race.



The process of finding the correct **hash value** by changing the **nonce**, is what is called **mining!**

When we talk about individual miners and the entire network size, we use different SI-Prefixes which can be confusing.

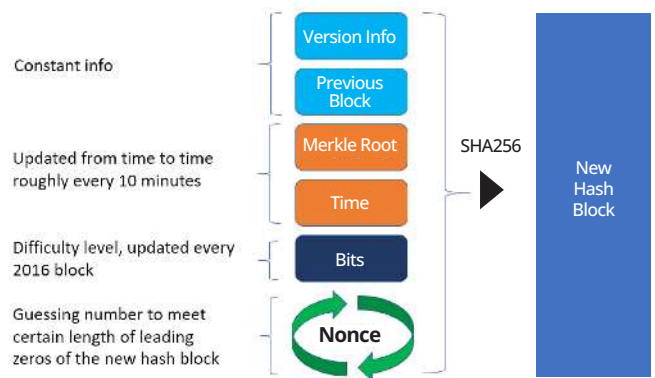
The main hash denotations are as follows:

- **Bitcoin mining machines** hash in Terahash per second (TH/s).
- The network's **total hash rate** is described in Exahash per second (EH/s)

Bitcoin Hash Rate: 1.1 Exahash / second

- One hash / second
- One **Kilo**hash = 1,000 hashes
- One **Mega**hash = 1,000,000 hashes
- One **Giga**hash = 1,000,000,000 hashes
- One **Tera**hash = 1,000,000,000,000 hashes
- One **Peta**hash = 1,000,000,000,000,000 hashes
- One **Exa**hash = 1,000,000,000,000,000,000 hashes

Bitcoin Block Hashing




The Block Hash can be referred to as the Proof of Work

In summary, every ten minutes or so, miners enter into a race to find a valid block hash. They begin taking all the data from their candidate blocks (which is summarized neatly in the block headers), double hashing it into a single hash, and comparing the output to a target hash value set by the network. If the block hash produced is too high, the miner adjusts the nonce and tries again, repeating this process trillions of times per second until one lucky miner finally finds a hash that meets the network's target.

version	02000000
previous block hash (reversed)	17975b97c18ed1f7e255adf297599b55330edab87803c817010000000000000
Merkle root (reversed)	8a97295a2747b4f1a0b3948df3990344c0e19fa6b2b92b3a19c8e6badc141787
timestamp	358b0553
bits	535f0119
nonce	48750833
transaction count	63
coinbase transaction	
transaction	
...	

Block Hash

0000000000000000
e067a478024addfe
cdc93628978aa52d
91fabd4292982a50



Building the Chain of Security: Understanding the Process



No matter how little, or how much mining hash power is applied, the average block is mined every 10 minutes.

- When the total **hash rate** decreases, the **difficulty level** decreases to make it easier for miners to mine new bitcoin.
 - This helps to keep steady the rate at which new **bitcoin** are mined.
- The difficulty adjustment is done using a formula that takes into account the average time it took to mine the previous 2016 blocks.
 - If the average time to mine 2016 blocks takes less than 14 days, the difficulty level is increased.
 - If the average time to complete 2016 blocks takes more than 14 days, the difficulty level is decreased.



The Issuance Rate refers to the rate at which new coins are being added to the circulating supply, often through mining. This rate can be impacted by various factors, including changes in network hash rate, the number of blocks mined, and halving events, which reduce the number of coins that can be mined per block.

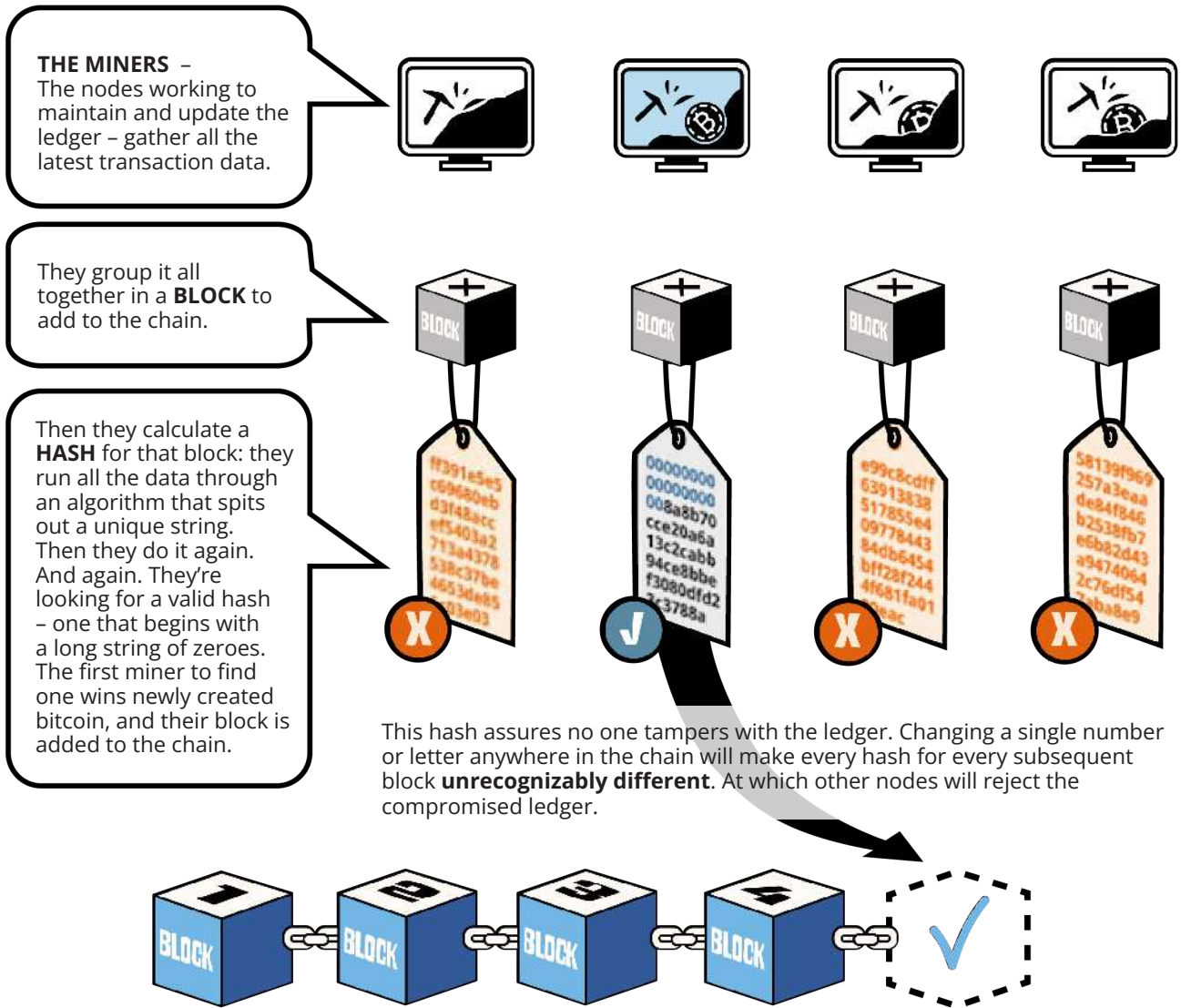
8.5 The Step-by-Step Process of Mining a Block

Mining a block in the **Bitcoin Network** involves several steps:

1. New transactions are broadcast to the network, picked up, and verified by the nodes.
2. Transactions are collected from the unconfirmed transactions in the **Mempool**. **Transactions** with higher fees are prioritized.
3. These transactions are then organized in a **Merkle Tree** and included in a **candidate block**, along with the **previous Block's Hash**, a **timestamp**, and a **nonce**.
4. Miners compete to solve a mathematical puzzle based on the information in the block, including the transactions and a random number.
5. The puzzle involves finding a specific number (the "hash") that, when combined with the block data, results in a value that is less than a target number.



In other words, miners use **proof-of-work** to adjust the **nonce** value until a hash is obtained that meets the **specified difficulty** requirements.



6. The miner who first finds the correct hash broadcasts it to the network, and the other miners check the solution to verify that it is indeed correct.
7. If the solution is verified, the block is added to the *blockchain*.



The **mined block** is broadcasted to the network for **verification** and once it is verified by other miners and consensus is reached among the network, the block is added to the *blockchain* as the last block in the chain.



Building the Chain of Security: Understanding the Process

8. The miner who successfully mined the block is **rewarded with newly minted bitcoin** from the **coinbase transaction** and the transaction fees from the included **transactions**.

9. The new block becomes part of the immutable and transparent record of all **transactions** on the **blockchain**. The block hash and the information in it is used to update the **blockchain** and the process starts again with the next block.

8.5.1 Class Exercise: Mining Interactive Exercise

Class Exercise. Follow the following instructions:


1. Visit the website
<https://chainflyer.bitflyer.jp/>

2. Review the various elements displayed on the page, including the latest blocks, confirmed **transactions**, the number of **transactions**, memory usage, and approximate value of the entire block.

a. Answer the questions:

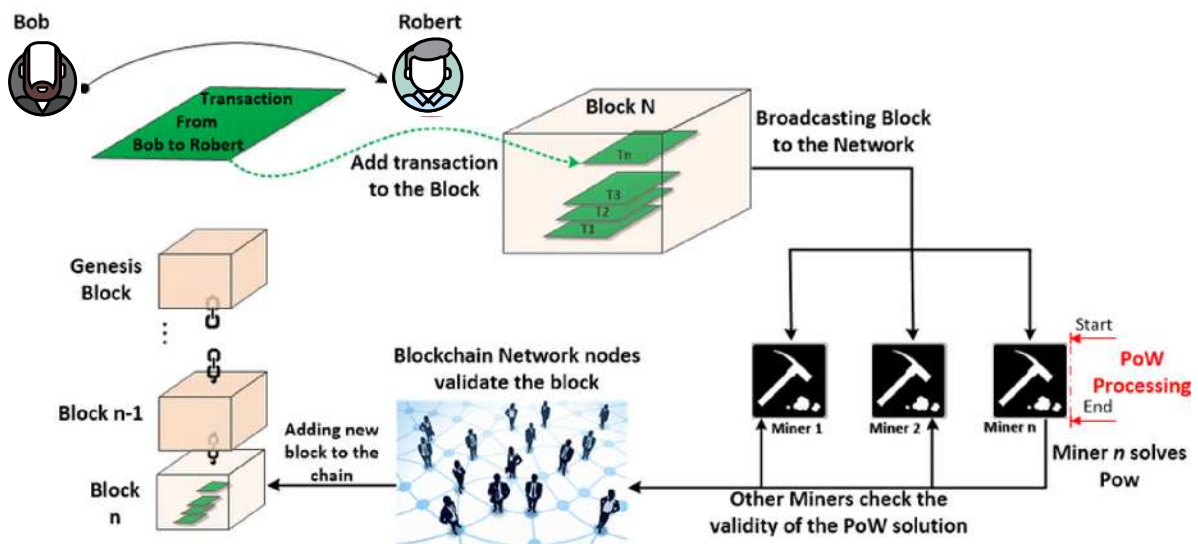
i. What was the last mined block?

- How many **transactions** were included in that block?
- What is the total value traded in **bitcoin**?
- What was the size in megabytes of the block?
- How many zeros does the nonce of the block start with?
- How much did the miner earn in total?
- What was the total value of fees received by the miner for adding the **transactions** to the network?
- Choose one of the highest-value transactions in the block. How many BTC wallets did the amount get distributed to.



8.5.2 Summary of the Transaction from Start to Finish

1. A user wants to send some **bitcoin** to another user. They create a **transaction** with the details of the send, including the amount of **bitcoin** being sent, the sender's address, and the receiver's address.
2. The user then uses their **private key** to encrypt the **transaction**. This private key is like a secret code that only the user knows and it is used to prove that the user is who they say they are.
3. The encrypted **transaction** is broadcasted to the network of **Bitcoin** nodes.



4. The nodes verify the **transaction** using the sender's **public key**, which is available on the **blockchain**. They check that the signature is valid and that the sender has enough **bitcoin** to complete the **transaction**.
5. The nodes then group the verified **transactions** into a block.
6. The block is then broadcasted to the network of **Bitcoin** miners.
7. Miners use a complex mathematical algorithm to solve a puzzle, which is called "mining." Once the puzzle is solved, it is added to the **blockchain** and the block is added to the chain.
8. Once the block is added to the **blockchain**, the **transaction** is considered complete and the receiver can access the **bitcoin** using their own **private key**.



In summary, the sender creates and encrypts the **transaction** with their private key, the nodes verify the **transaction** UTXOs using the sender's public key, and the miners add the verified **transaction** to the blockchain. The receiver can then access the **bitcoin** using their private key. Once a block is mined, all the transactions included in it are considered confirmed, and the UTXOs used as inputs in these **transactions** are considered spent and will not be used again.

Building the Chain of Security: Understanding the Process

8.5.3 Don't Trust, Verify

In the world of cryptocurrencies, the phrase “**Don't trust, verify**” is a reminder to always verify transactions yourself rather than relying on others, such as a centralized authority or intermediary. The Bitcoin network is made up of a decentralized network of nodes, which allows users to verify transactions on their own.


However, there are scenarios that can cause transactions to be **reversed**, such as **double-spending**, **orphaned blocks**, and **reorganization**. To increase the security of **transactions**, it is recommended to wait for 6 confirmations, or 6 blocks containing the specific **transaction**, before considering it final. The more confirmations a **transaction** has, the more secure it becomes as the likelihood of it being reversed decreases. The number of confirmations needed may vary depending on the use case and desired level of security.

- **Double-spending:** In a double-spend attack, a malicious actor attempts to spend the same bitcoin twice by manipulating the network to accept their second spending of the same **bitcoin** as valid. If a miner or group of miners controlling more than 50% of the network's **hashing power** (known as 51% attack) confirm a double-spend **transaction**, it could be added to a block and considered valid, effectively reversing the original **transaction**.
- **Orphaned blocks:** When two miners find a new block at the same time, the network may temporarily accept both. When one of the blocks is later extended by additional blocks, the network will recognize this chain as the main chain and the other block will become an orphan, no longer part of the main **blockchain**. The **transactions** included in the orphaned block are not lost and will be included in a later block if they remain valid.



An orphaned block in **Bitcoin** is a valid block that is not included in the longest chain, which is considered the main chain.

- **Reorganization:** This could theoretically happen if a new block were added to the blockchain and it causes the existing chain to be replaced by a different one. If a transaction was included in a block that is no longer on the main chain, it would be considered invalid and the transaction would be reversed.

TRANSACTION 

egda06f8db2dc5b9ea5ce9d3d3df1028679fe29091fa9410d6fc3be78052c7a6

Pending (5 Confirmations) Amount sent **6.42932021** ₿

Received Time 2023-01-24 10:12:21 UTC Block Height **773373**

TRANSACTION 

3748e734657f7f8112b0dc85a1351d9aabe0f6263f76b6a836f382e13b393730

8 Confirmations Amount sent **6.27633464** ₿

Received Time 2023-01-24 09:38:43 UTC Block Height **773371**

8.6 Class Exercise: Transaction with UTXO's

Class Exercise. Follow the following instructions:

1. Understand your role: You have been assigned one of the following roles: sender, receiver, node, or miner.
 - As a **sender**, you will be responsible for creating and broadcasting **transactions**.
 - As a **receiver**, you will be responsible for receiving and verifying **transactions**.
 - As a **node**, you will be responsible for validating the **transactions** and following the rules.
 - As a **miner**, you will be responsible for verifying, adding the **transactions** to the *blockchain* and collecting rewards for your hard work.
2. If you are the **sender**, create a **transaction**: To create a **transaction**, follow these steps:
 - Take a transaction form and fill in the following fields:
 - Input UTXO: 20BTC
 - Output UTXO: 10BTC to the receiver's address
 - Output UTXO: 1 BTC to the miner's address
 - Change UTXO: 9 BTC to your address
 - Signature: Your signature simulating a private key.
 - Pass the **transaction** form and the corresponding number of coins to the receiver.
3. If you are the **receiver**, Verify **transactions**: Follow these steps:
 - Check the **transaction** form to ensure that the correct number of coins and the receiver's name or initials are written.
 - Count the coins you received and compare them to the number of coins written on the transaction form.
 - If the coins match, check the approval box on the UTXO chart that is shared and accessible to everyone in the class.
 - If the coins do not match or you have doubts, reject the **transaction** and write the reason on the UTXO chart.
4. If you are a **node**, validate **transactions**: As a node, you are responsible for validating the **transactions** by checking that the **transaction** is valid by checking it against the rules of the protocol and the consensus mechanism.
 - Verify that the sender's address is valid and that the receiver's address is valid.
 - Check that the sender has enough funds to complete the **transaction** by verifying that the UTXO used as input in the **transaction** actually exist and have not been spent before by looking at the UTXO chart.
 - Check that the **transaction** does not double-spend any coins by looking at the UTXO chart.

Building the Chain of Security: Understanding the Process

5. If you are a **miner**, add **transactions** to the *blockchain*: As a miner, you are responsible for adding the **transactions** to the *blockchain*. Follow these steps:

- Check the **transactions** that have been approved by the receivers and validated by the nodes.
- Roll the die and compare the numbers with the other miner. The miner with the smaller roll number (under 25) will add the transaction to the *blockchain*.
- For your time, energy, and effort, you will receive a reward ...1BTC.
- Once a transaction is added to the blockchain, it cannot be changed or reversed.

6. Keep track of your coin balance: Throughout the activity, keep track of your coin balance by counting the coins in your digital wallet.

7. Discuss with your classmates and teacher the key concepts learned.



Chapter #9

Why Bitcoin's Intrinsic Value Is More Than Skin Deep

9.0 Why Bitcoin?

9.1 The Future of Bitcoin

9.1.1 The Lindy Effect

9.2 Using Bitcoin for More Than Just Digital Money

9.3 The Challenges

9.3.1 The Regulatory Environment for Bitcoin

9.3.2 Understanding the Energy Usage of Bitcoin Mining

9.4 The Risks

9.5 Trading and Investing in bitcoin

Why Bitcoin's Intrinsic Value Is More Than Skin Deep

9.0 Why Bitcoin?

Bitcoin is a game-changer in the financial world, particularly in parts of the world where the traditional banking system is ineffective. In poor communities, traditional banks are often unwilling to cater to the needs of the people due to the high costs of compliance imposed by regulations. As a result, a significant proportion of the population is left without access to essential financial services. Additionally, cross-border remittances into countries like El Salvador are not only expensive but also time-consuming. The fees associated with these transactions and the delay in processing times can be devastating for those who rely on these funds for their daily needs. Moreover, people in unbanked communities are unable to access investments and assets to protect against inflation, further perpetuating their financial insecurity. In light of these issues, **Bitcoin** provides a solution that addresses the immediate needs of these communities. It enables the transfer of funds quickly and efficiently, without the need for intermediaries and at a fraction of the cost. Furthermore, it offers a way for people in unbanked communities to store value and protect against inflation.

9.1 The Future of Bitcoin



"Hyperbitcoinization" is a theoretical future where **Bitcoin** becomes the dominant global currency. This would mean that bitcoin would be used by everyone, everywhere, and for everything - from buying coffee to paying bills and even to buy a house.

The growing interest in **Bitcoin** by billionaires, countries, and governments highlights the potential impact of its widespread adoption on the economy and society. Here are some of the benefits of a hyper-bitcoinized world:

1. A Revolution in the Remittance Market: The remittance market involves the transfer of funds from one party to another, often across international borders. Despite declining costs, remittances remain relatively expensive compared to domestic bank transfers, especially for smaller amounts. **Bitcoin** has the potential to revolutionize the remittance market by reducing costs to near-zero through its **Lightning Network** layer 2 protocol. The Lightning Network offers fast and low-cost transactions, making it well-suited for the remittance market and addressing the high costs and other challenges associated with remittances, such as slow settlement times and restrictions on business hours.

2. A Self-Sovereign Future: A self-sovereign future is one where individuals have full control over their own digital identity and assets. It could lead to greater financial inclusion, privacy, and security, and increase the value placed on privacy in transactions.

3. Changes in Monetary Policy: If **Bitcoin** were to become widely adopted, it could challenge the ability of governments to control the money supply through traditional monetary policy tools, leading to changes in monetary policy management and implementation. It could also increase financial inclusion, equality, and opportunities, as well as reduce the ability of governments and financial institutions to manipulate the economy.

4. A Reliable Store of Value: **Bitcoin's** digital scarcity makes it a reliable store of value, which could encourage more people to use it as a means of saving for the future.

5. Enhanced Transparency and Traceability: The tamper-proof and immutable record of all transactions on the blockchain could increase transparency and accountability in various industries and sectors.

6. Improved Cybersecurity: The decentralized structure of Bitcoin makes it less vulnerable to hacking and data breaches, improving overall security.

7. Reducing Carbon Footprint and Promoting Renewable Energy: By making the process of mining for bitcoin more sustainable and environmentally friendly, miners can help to reduce its carbon footprint and promote the use of renewable energy sources. This aligns with important environmental, social, and governance (ESG) considerations.

9.1.1 The Lindy Effect



The Lindy Effect is a simple theory that says the longer something has been around, the more likely it will continue to be around in the future. This theory can be applied to many things, including **Bitcoin**.

Bitcoin, a decentralized digital currency that has been around since 2009, is a prime example of the Lindy Effect in action. Despite facing numerous challenges over the years, including technological changes, security breaches, and government regulations, Bitcoin has continued to grow in popularity and has been adopted by an increasing number of businesses as a means of payment.

Acing the Test of Time



Why Bitcoin's Intrinsic Value Is More Than Skin Deep

One of the key reasons for **Bitcoin's** longevity and continued use is its decentralized nature. This means that it operates as a secure and transparent financial system without the need for intermediaries, making it appealing to individuals who value financial privacy and control. In addition, **Bitcoin's** ability to operate as a secure store of value has also contributed to its growing popularity and acceptance.

Another factor that contributes to **Bitcoin's** longevity is its resistance to change and competition. Changes to the network consensus rules require the majority of users to agree to the update, making it difficult to achieve consensus and leading to only updates that the overwhelming majority of network participants agree upon being implemented. Additionally, despite the existence of many competing cryptocurrencies, none have yet been able to match **Bitcoin's** longevity or achieve the same level of network effects.

Bitcoin's hash rate has been increasing exponentially over the years and the distribution of mining is also becoming more widespread. The number of users joining the **Bitcoin Network** has also increased at an exponential rate, with an estimated 140-190 million users now a part of it. These factors, combined with its continued popularity and usefulness, suggest that **Bitcoin** is likely to continue being used and trusted into the future.

9.2 Using Bitcoin for More Than Just Digital Money

Bitcoin has gained popularity for various reasons beyond just being a means of making money. Some users are driven by the idea of creating a financial system that is free from central control, while others simply want to benefit financially.

Bitcoin also allows for the creation of unique **digital artifacts** known as **Satoshi inscriptions**. These inscriptions, which can include text, images, videos, audio, and software, are stored on the **Bitcoin blockchain**, making them immutable, secure, and decentralized. The unique identification of each Satoshi is made possible through **Ordinals**. Unlike traditional NFTs, these inscriptions don't require a separate infrastructure or token, which further enhances their security and decentralization.

The combination of **Bitcoin** and AI can be utilized for various applications such as cryptocurrency trading, security, and market analysis.

Bitcoin's **lightning network** has made faster and more secure financial payments possible. For example, atomic swaps enable people to exchange one cryptocurrency for another without the need for an intermediary. RSK, a platform built on top of the **Bitcoin blockchain**, also allows for the creation of smart contracts and decentralized apps, which opens up new possibilities for what can be built on top of **Bitcoin**.

As these technologies continue to be developed and improved, exciting things are expected to come in the future.

9.3 The Challenges

Bitcoin Core is a powerful and widely-used implementation of the **Bitcoin** protocol. However, there are a few areas in which it could be improved:

- 1. Scalability:** As the number of users and transactions on the network grows, the amount of data that needs to be stored and processed by nodes can become quite large. This can slow down the validation of transactions and make it more difficult for new users to join the network.
- 2. Privacy:** While **bitcoin** transactions are pseudonymous, the blockchain is publicly accessible, which means that it is possible for third parties to track the flow of funds and identify users. There are some proposed solutions to this problem, such as the use of **coin mixing** and stealth addresses, but they are not yet widely adopted.
- 3. Usability:** For the average user, the process of setting up and using a full node can be quite technical and daunting. Simplifying the user experience and making it more accessible to a wider range of people could help to increase adoption.
- 4. Decentralization:** **Bitcoin's** current consensus algorithm is **Proof-of-Work**, which can be mined by specialized and large mining farms. This can lead to a concentration of mining power and threat to the decentralization and security of the system.
- 5. Security:** While **Bitcoin Core** is open-source, which means that its code can be audited by anyone, it's still possible for bugs or vulnerabilities to be introduced into the code. Continuously auditing and improving the security of the software can help to protect users from potential attacks. For example, if an attacker were to generate a private key that corresponds to a large number of bitcoin, they could steal those bitcoins.

Overall, while **Bitcoin Core** is a solid piece of software, ongoing development and research is essential to address these areas of improvement and ensure that the network remains secure, decentralized and widely adopted.

9.3.1 The Regulatory Environment for Bitcoin

The cryptocurrency market has faced numerous challenges in recent years, including the collapse of FTX in 2022 and the fall of stablecoins TerraUSD and LUNA earlier in the same year, leading to significant losses and a decline in investor confidence. The risks associated with investing in cryptocurrencies include volatility, difficulty in evaluating assets, custodial risks, unregistered assets and providers operating outside of regulatory frameworks, and unpredictable regulations.

The regulation of cryptocurrencies, including **Bitcoin**, has been a topic of debate among governments and financial regulators worldwide. While some have banned cryptocurrencies, others have sought to regulate them in a way that balances innovation and consumer protection. The U.S. SEC Chairman

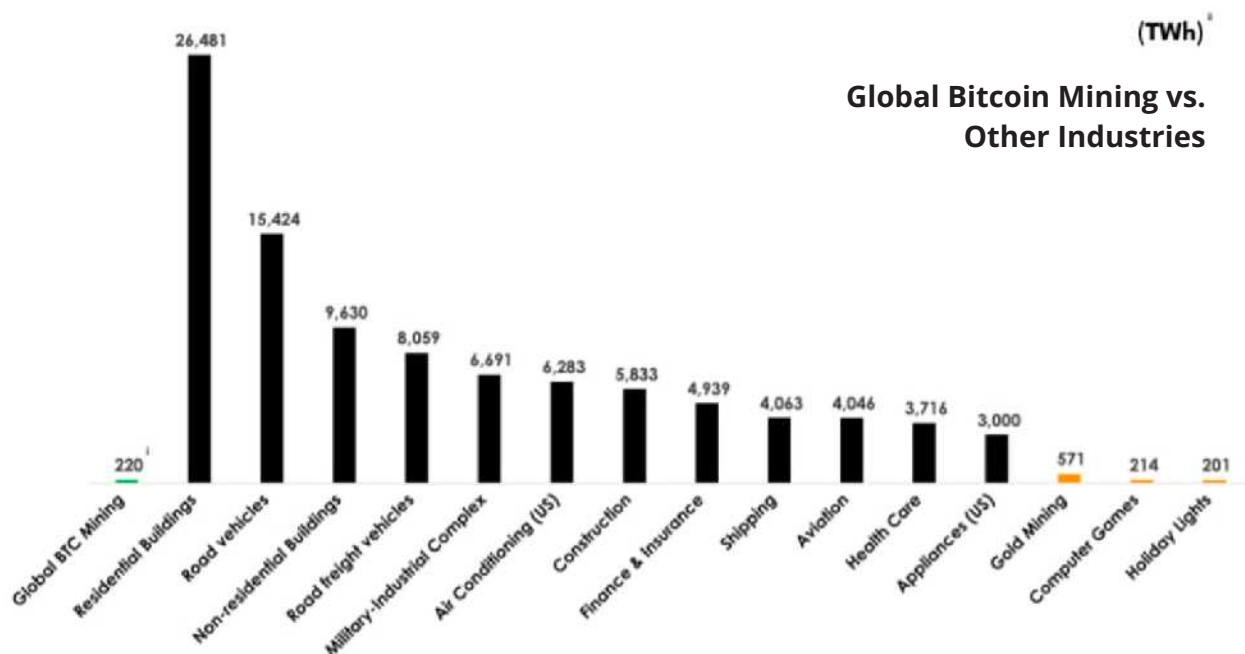
Why Bitcoin's Intrinsic Value Is More Than Skin Deep

Gary Gensler recently stated that the regulation of the cryptocurrency market is getting closer and that **Bitcoin** will be considered a commodity. According to the SEC, many tokens in the market have the key attributes of securities and will fall under the jurisdiction of the SEC, while **Bitcoin** falls under the oversight of the Commodity Futures Trading Commission (CFTC) as a commodity. The SEC has work to do to introduce comprehensive laws that protect investors, and this decision by the SEC chair is seen as positive by some investors, leading to the expectation of gradually rising prices. Despite the current market volatility, some investors view this as a buying opportunity and believe in the future of digital currencies as a borderless, decentralized, tamper-proof, and unconfiscatable form of money.

9.3.2 Understanding the Energy Usage of Bitcoin Mining

Bitcoin mining uses a lot of energy, around 79 terawatts-hours per year. However, this does not necessarily mean that it is a waste of energy or harmful to the environment. **Bitcoin** mining can help to utilize unused capacity of energy, especially in remote or inaccessible places. Additionally, most Bitcoin mining is done with renewable energy such as hydroelectric, solar, wind, and geothermal. This helps to make the production and research of these energy sources more profitable. Furthermore, Bitcoin mining provides security for the Bitcoin network, enabling people to have access to secure and accessible money.

However, it's important to note that the energy usage is determined by the competition among miners, not the number of transactions. The digital signature validation process, which is a small part of mining, uses minimal energy. The energy usage of **Bitcoin** mining is high, but it is not as high as other industries like the traditional financial system or gold mining and recycling. Miners are also increasingly using clean and renewable energy sources like geothermal and hydroelectric power to power their mining operations.



The key to reducing the environmental impact is to drive the demand for green energy, and as the industry grows, it's leading to innovation in clean energy production and decreased pollution. It's also important to note that the source of energy used by miners greatly impacts the ecological impact. As the technology and industry evolve, more miners are using renewable energy sources such as hydroelectric, solar, and wind power, which greatly reduces the environmental impact.

9.4 The Risks

Bitcoin can offer great freedom, but it's important to remember that with great power comes great responsibility. There are risks involved in using **bitcoin**, so it's essential to understand these risks and take proactive steps to protect your funds.

- 1. Volatility:** The value of **bitcoin** can be highly volatile and can change a lot in a short period of time, which can lead to significant losses for investors.
- 2. Lack of regulation:** **Bitcoin** is not regulated by governments or financial institutions, which means there is little oversight to protect consumers.
- 3. Security risks:** Bitcoin exchanges and wallets can be subject to hacking and theft, which can result in the loss of funds for users.
- 4. Scams:** There are many scams related to **Bitcoin** that can lead to the loss of funds for investors.
- 5. Illicit activities:** **Bitcoin** has been used for illegal activities like money laundering and buying illegal goods on the dark web.
- 6. Lack of understanding:** **Bitcoin** is complex and can be difficult to understand for the average person, which can lead to poor decision making and potential losses.
- 7. Lack of acceptance:** **Bitcoin** is not widely accepted as a means of payment, which limits its usefulness in everyday life.
- 8. Technical risks:** **Bitcoin** is subject to technical risks like bugs and errors, which could lead to problems and potentially a loss of value.
- 9. Quantum computing:** Quantum computing could potentially compromise the security of **Bitcoin** by breaking the encryption used to secure **transactions** and wallets.



Quantum computing is a way of doing computer calculations that's different from the way most computers work today. Instead of using just "on" and "off" states like traditional computers, quantum computers use "**qubits**" that can be in many states at the same time. This makes quantum computers potentially much faster at certain types of calculations than regular computers.

Why Bitcoin's Intrinsic Value Is More Than Skin Deep

10. Digital Threats: Hackers can exploit your internet connection to access your **private keys** and sensitive data, which includes hacking software wallets, clicking malicious links, and falling for spyware scams.

11. Social Engineering Scams: Scammers can manipulate you into confirming **transactions** by posing as customer service agents or creating a false sense of trust, so it's important to be cautious and not share your recovery phrase.

12. Blind Signing: Lack of transparency can lead to blind signing, where you agree to **transactions** without fully understanding the details, so it's important to educate yourself on the latest scams and choose a wallet that displays full **transaction** details.

13. A 51% attack is a potential security threat to the **Bitcoin Network**, and it occurs when a single miner or group of miners control more than 50% of the total computational power or hashrate of the network. This enables them to take control of the network and potentially manipulate the blockchain by either preventing new **transactions** from being added or modifying **transactions** in their favor.

If an attacker were to successfully perform a 51% attack, they could double-spend **bitcoin**, which means they could spend the same bitcoin more than once. This would allow them to effectively steal bitcoins or commit fraud on the network. However, executing a 51% attack is incredibly difficult and costly, as it would require controlling a significant amount of computational power, and the costs involved in obtaining such power could outweigh any potential gains from the attack.

It's important to note that the **Bitcoin Network** has never been successfully attacked in this way, but the possibility of a 51% attack is always present, and it highlights the importance of ensuring that the network remains decentralized and secure.

To protect your **Bitcoin** security, use an offline wallet, read full transaction details, and continuously educate yourself on the latest threats. Don't let ignorance and a false sense of trust compromise your hard-earned assets.

While the risk of quantum computing to **Bitcoin's** security is real, it's important to remember that it's still a speculative threat and it's uncertain when or if it will become a reality. A 51% attack on **Bitcoin** is a concern, but it would be costly and not very beneficial for the attacker. More efficient and cost-effective methods of attack, such as DDoS, would be more likely for a rational actor seeking to commit fraud.

9.5 Trading and Investing in **bitcoin**

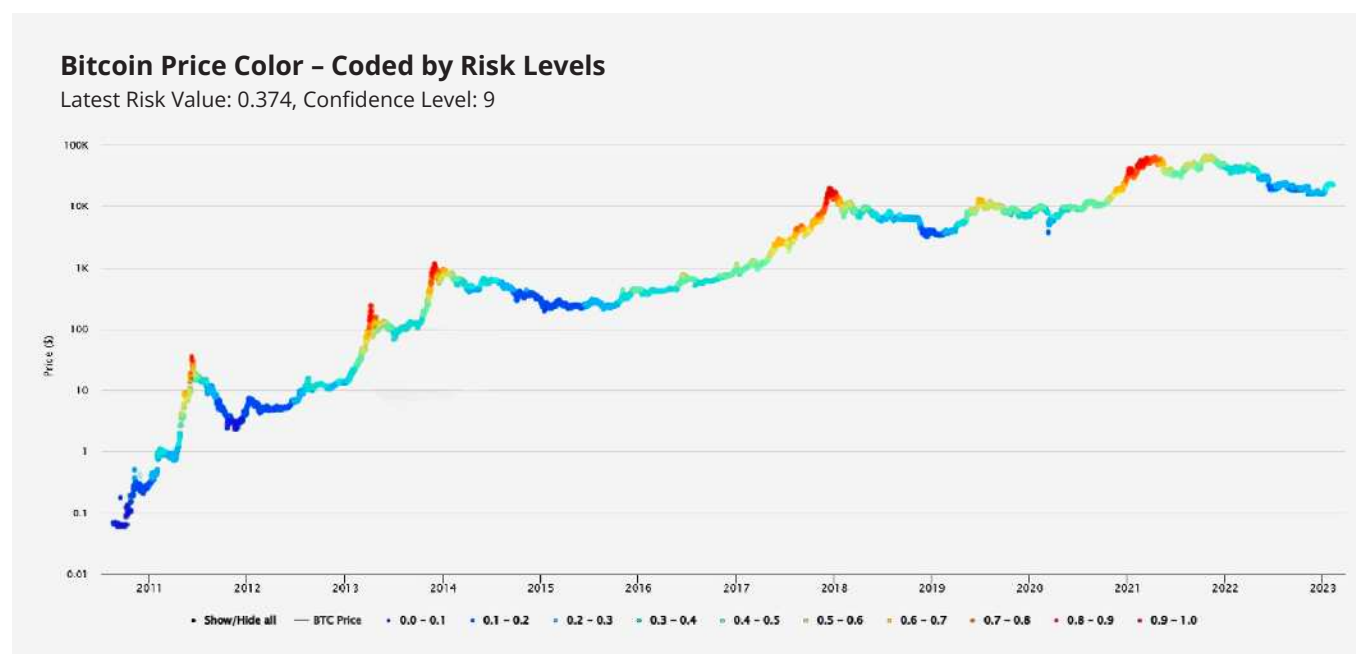
When it comes to investing in cryptocurrency, **bitcoin** is the safe and reliable choice, and the one that aligns with the values and principles of a decentralized future.

Market trends refer to the general direction that the market is moving in. A bullish trend is when the market is on an upward trajectory, while a bearish trend is when the market is on a downward trajectory. This is usually associated with investor optimism and an expectation that prices will continue to rise. In contrast, a bearish trend is when the market is on a downward trajectory, characterized by lower highs and lower lows. This is usually associated with investor pessimism and an expectation that prices will continue to fall.

Technical analysis is not a perfect science, and past performance is not always indicative of future results. It should be used in conjunction with other forms of analysis, such as fundamental analysis and market sentiment, to make informed trading and investment decisions.

The Risk Metric chart, created by Benjamin Cohen, is a quick and intuitive way to understand market sentiment and assess potential buying or selling opportunities for bitcoin. This chart displays the price of the assets and assigns a color-coded value to represent the risk associated with that price. The risk values range from 0 to 1, with darker red colors indicating higher risk and darker blue colors indicating lower risk.

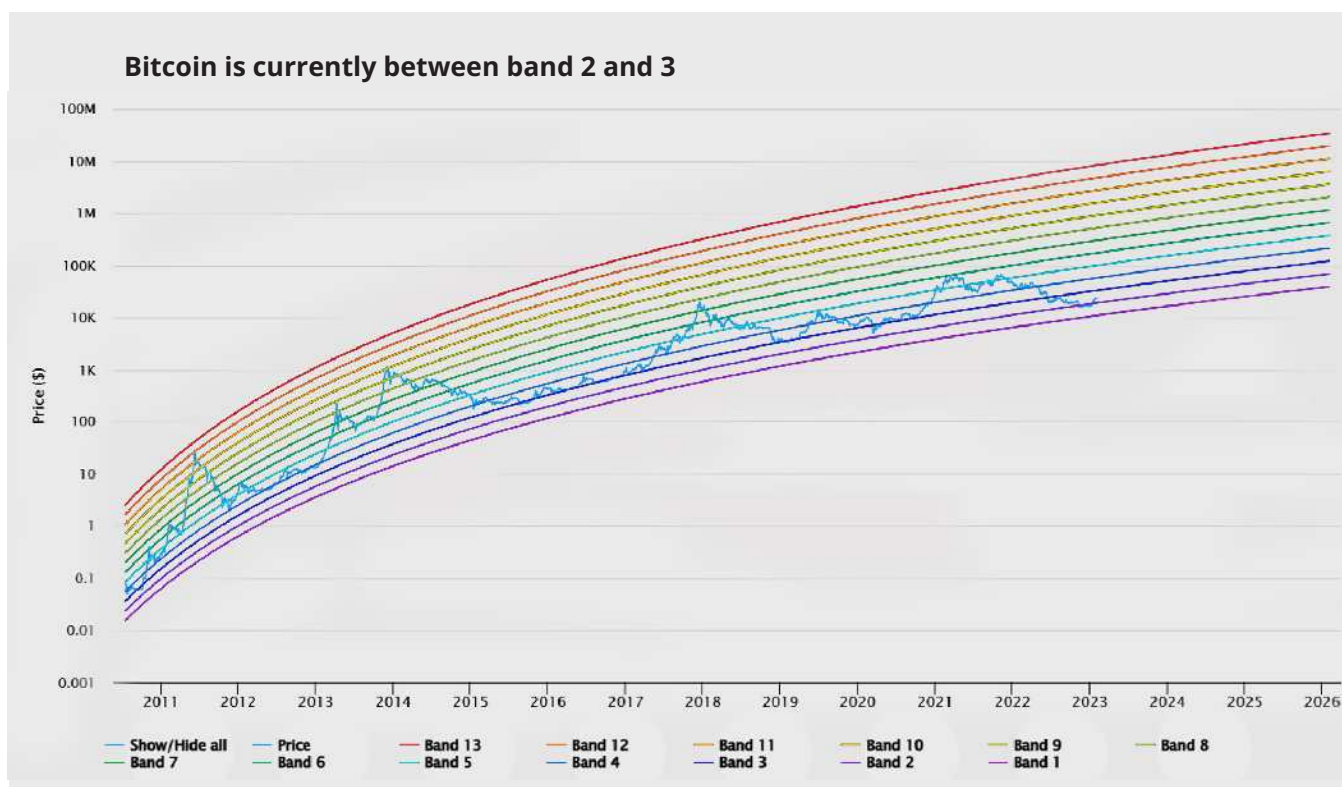
The purpose of the **Risk Metric** is not to predict market tops or bottoms, but rather to identify areas that may be attractive for buying or selling in the long term. A low risk score suggests that bitcoin may be undervalued and may present an opportunity to buy, while a high risk score suggests that it may be overvalued and may present an opportunity to sell.



The logarithmic market price is a method of visualizing the price movements of an asset, such as bitcoin, over time. This approach uses a logarithmic scale on the y-axis to better reflect the exponential growth that is often seen in asset prices.

Why Bitcoin's Intrinsic Value Is More Than Skin Deep

The logarithmic market price is being used to track the price movements of bitcoin over time and to identify potential peaks and accumulation zones. The market cycles referred to in the example are periods of price increase and decrease, and the rainbow bands are used to illustrate the relative magnitude of these price movements.



The logarithmic market price can be useful for identifying potential accumulation zones, or periods where the price may be relatively low and provide a good opportunity for buying. In the example, the zones between band 3 and 4 are identified as good accumulation periods for market cycles 3 and 4.



Market cycles in *Bitcoin* refer to the recurring pattern of growth and contraction in its price and market activity. It is characterized by periods of speculation and hype, followed by correction and consolidation. Some analysts argue that the cycles are strongly correlated to the halving events.

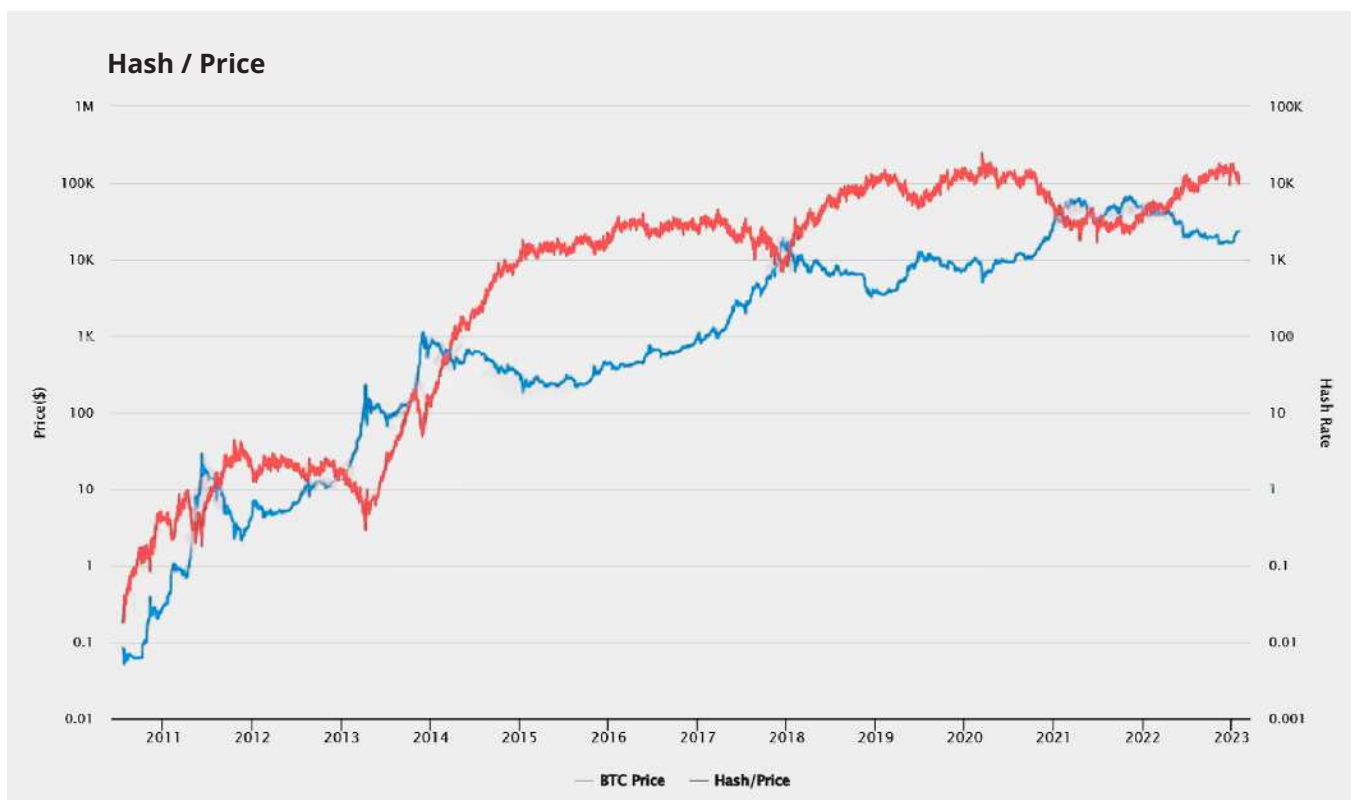
It is important to note that while the logarithmic market price can provide valuable insights, it is only one of many tools that can be used to analyze market trends and price movements, and should be used in conjunction with other analysis methods to form a more complete understanding of the market. Additionally, market conditions are constantly changing, and past performance is not a guarantee of future results.

The **Hash/Price ratio** and Price/Hash ratio are metrics used to compare the growth of the **Bitcoin** price and the growth of the **Bitcoin Network's** computational power, or hash rate. These metrics are used to help understand the relationship between the two, and how changes in one may affect the other.

When the price of **bitcoin** increases at a faster rate than the hash rate, the Hash/Price ratio decreases and the Price/Hash ratio increases. This means that the price of **bitcoin** is growing faster than the computational power of the network, which could indicate increased demand for **bitcoin**.

However, near local peaks, when the price of **bitcoin** is increasing quickly, you may see sudden drops in the Hash/Price ratio. This is because the growth in price outpaces the growth in computational power, leading to a decrease in the Hash/Price ratio.

On the other hand, if both the hash rate and price of **bitcoin** decrease or increase at the same relative rates, the ratios will stay constant. This means that the computational power of the network and the price of **Bitcoin** are growing at the same rate.



Why Bitcoin's Intrinsic Value Is More Than Skin Deep

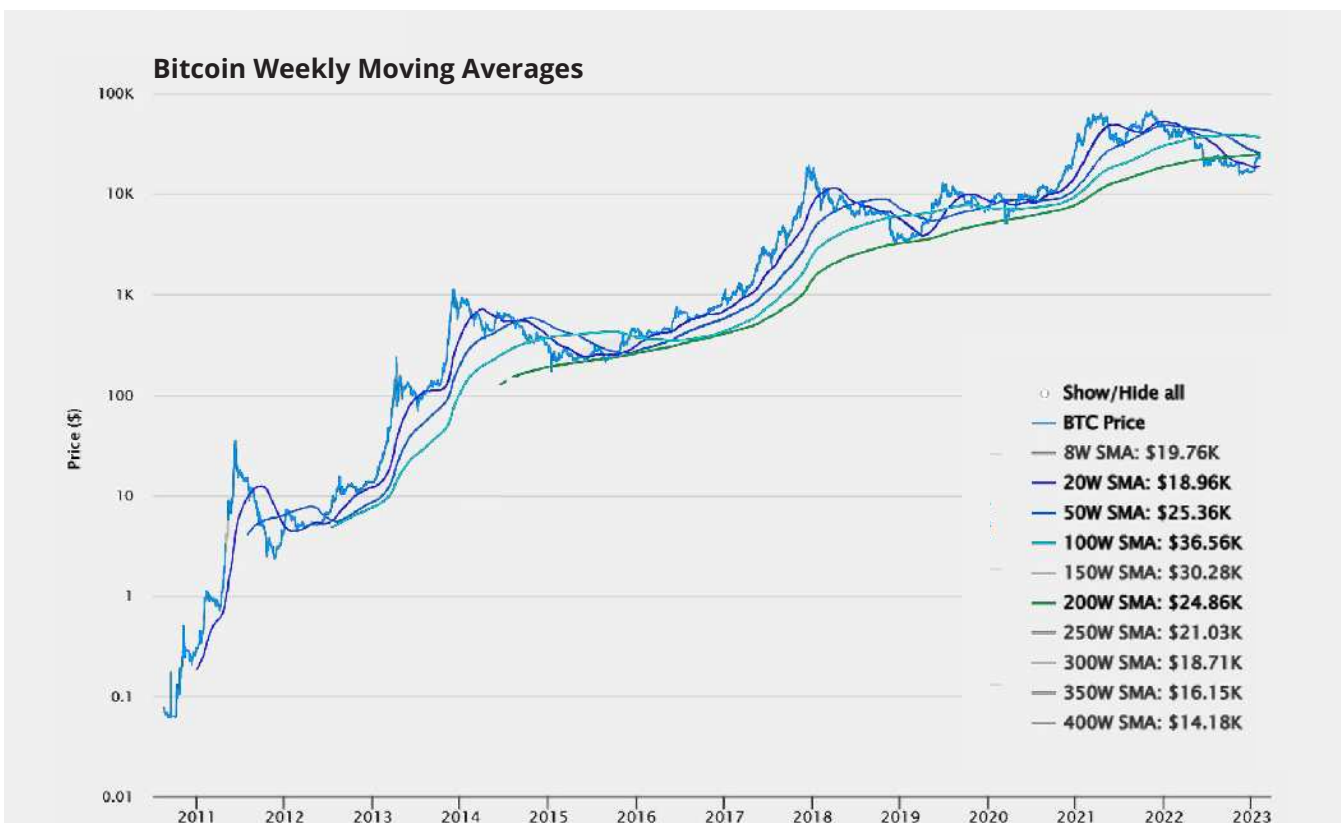
If the hash rate of the **Bitcoin Network** is increasing at a faster rate than the price of **bitcoin**, the Hash/Price ratio will increase and the Price/Hash ratio will decrease. This could indicate that the network is becoming more secure and more capable of processing transactions, which could have a positive impact on the price of **bitcoin** in the future.

Trend lines are used to identify a current trend in the market. They are formed by connecting two or more price points and are used to indicate a level of support or resistance. A trend line that is angled up is considered bullish, while a trend line that is angled down is considered bearish.

Moving averages are used to smooth out the volatility of a security's price over a specific period of time. They are calculated by adding up the closing prices of a security over a specific number of periods and then dividing by the number of periods. A moving average can be used to identify the direction of a trend and can also be used to generate buy and sell signals. **Dollar-cost averaging** (DCAing) below shorter term moving averages like the 100-week and 50-week SMA can provide more entry points, but it may leave you at a loss in the short term.



Dollar-cost averaging (DCA) is a strategy of investing a fixed amount of money into a particular asset at regular intervals, regardless of the price.



The goal of DCA is to reduce the impact of market volatility on an investment portfolio by spreading out the purchases over time, instead of buying all at once.

- For example, an investor may decide to invest \$100 into a cryptocurrency asset every month. If the price of the asset is high, the investor will purchase fewer units, and if the price is low, the investor will purchase more units. Over time, this approach can lead to a lower average cost per unit of the asset, and thus reduce the impact of short-term price fluctuations.

DCA can be used in a variety of investments, including stocks, bonds, and commodities, and is often recommended for individuals who are just starting to invest and want to minimize the risk of market volatility.

It's important to note that DCA does not guarantee a profit or protect against loss in a declining market, and should be combined with thorough research and market analysis. Additionally, investors should consider their own financial goals and risk tolerance when deciding on the best investment strategy.

Indicators such as the **RSI** and the **MACD** are used to identify overbought and oversold conditions and potential trend changes. The RSI compares the magnitude of recent gains to recent losses to determine overbought and oversold conditions. The MACD is calculated by subtracting the 26-period exponential moving average (EMA) from the 12-period EMA, and then plotting a 9-day EMA of the result. It is used to identify changes in momentum and trend.

It is important to note that these metrics are only one of many tools that can be used to analyze market trends and price movements, and should be used in conjunction with other analysis methods to form a more complete understanding of the market. Additionally, market conditions are constantly changing, and past performance is not a guarantee of future results.





Chapter #10



From Bits to Bitcoin: Piecing Together the Puzzle

10.0 Just Some Facts, a Few Jokes... and the Lingo.

10.1 Mi Primer Bitcoin Final Project Submission and Evaluation Guidelines



From Bits to Bitcoin: Piecing Together the Puzzle

10.0 Just Some Facts, a Few Jokes... and the Lingo

CRYPTOCURRENCY SLANG

WHALE
Someone who owns a lot of cryptocurrency – usually 5% of any given coin.
“THIS GUY BOUGHT BITCOIN BACK IN 2011, AND NOW HE’S A HUGE WHALE”

HODL
A by-word for not panicking. HODL began with a typo for ‘hold’ and came to mean hold on for dear life (i.e. don’t sell your coins).
“KEEP CALM AND HODL DURING THIS SLUMP; YOU’LL BE REWARDED WITH BIG GAINS”


BAG HOLDER
Someone who is holding onto a currency that drops in price to the point of being worthless.
“THEY CALL ME A BAG HOLDER, BUT I’M SURE IT’S GOING TO GO BACK UP...”

REKT
A phrase from the gaming world, it means when a cryptocurrency plummets in value and wipes out investors.
“LET’S HAVE A MOMENT OF SILENCE FOR ALL THOSE #REKT ON MARGIN CALLS”


FUD
An acronym for ‘fear, uncertainty and doubt’, which are especially common negative rumours spread in the media.
“DON’T LISTEN TO THOSE RUMORS; THEY’RE JUST SPREADING FUD”

BEARWHALE
A cross between a whale and a bear – that is, a trader who believes prices will fall. A BearWhale’s sell-off can temporarily flatten the whole market.
“THAT BEARWHALE CAUSED INVESTORS A BIT OF HAVOC”


TO THE MOON!
The rallying cry of Bitcoin investors. It’s the most common way to celebrate when a coin is on the up and up.
“BITCOIN JUST HIT \$50,000! TO THE MOON!”



The Bitcoin Network is more powerful than 500 supercomputers put together.




Refunds are not possible on **bitcoin** transactions.



How many miners does it take to change a light bulb?

- A million.

One miner to change it, and 999,999 miners to run in circles to determine who gets to do it.



From Bits to Bitcoin: Piecing Together the Puzzle

10.1 Mi Primer Bitcoin Final Project Submission and Evaluation Guidelines

Introduction:

The final project of **Mi Primer Bitcoin** course is a 1-2 page essay titled “Why Bitcoin?” where you will be asked to explain what **Bitcoin** is, how it works and what are the ways it changes the world today.

Requirements:

- The essay should be a minimum of 1 page and maximum of 2 pages, double spaced, 12-point font.
- The essay should be written in proper English and free of grammar and spelling errors.
- The essay should include an introduction, body, and conclusion.

Topics to Cover:

- Explain what **Bitcoin** is and its history.
- Explain how **Bitcoin** works, including its key features such as decentralization, transactions, and mining.
- Discuss at least two ways **Bitcoin** changes the way the world operates today. Provide examples and evidence to support your answer.

Alternative Project:

For those who prefer a hands-on experience, you can participate in the Final Activity (Bitcoin Simulator) using the *Bitcoin Blockchain Simulator Tool*:

<https://www.bitcoinsimulator.tk/>.

Here you will create a new wallet and receive a private key, which will allow you to mine a block, sign transactions, create a private blockchain, and perform a 51% attack.



Evaluation Criteria:

The following criteria will be used to evaluate your final project:

- Clarity of explanation of what **Bitcoin** is and how it works.
- Use of examples and evidence to support your answer.
- Coherence and organization of the essay.
- Proper use of grammar and spelling.
- Relevance and depth of discussion on the topic.

Submission:

The final project should be submitted in a Word or PDF format via email to the course instructor by the deadline specified in the course syllabus. Late submissions will not be accepted.

Conclusion:

The final project is an opportunity for you to showcase your understanding of *Bitcoin* and its impact on the world. The essay should demonstrate your ability to analyze and synthesize information and present it in a clear and concise manner. Good luck with your final project!





Additional Resources



Additional Resources

Why use bitcoin?

- **Hard Money Film** (30 minutes):

This film explores the history of money and how bitcoin fits into the current financial system. It delves into the issues with traditional fiat currencies and how bitcoin offers a solution.

- **“Why Bitcoin” by Wiz:**

This article provides an overview of the benefits of using bitcoin as a currency and store of value. It highlights the decentralized nature of bitcoin and how it allows for greater financial freedom and security.

- **“The Bullish Case for Bitcoin” by Vijay Boyapati:**

This article makes the case for why bitcoin is a valuable asset and why it has the potential to become a dominant global currency. The author covers the technical and economic aspects of bitcoin that make it a strong investment opportunity.

- **“Why Bitcoin Matters” by Aleks Svetski** (1 hour): This video covers the importance of bitcoin as a decentralized digital asset and how it can impact the current financial system. The speaker explores the potential for bitcoin to bring financial freedom to people around the world.

What is Bitcoin?

- **“What Is Bitcoin” by Greg Walker:**

This article provides a comprehensive explanation of what bitcoin is, including its history, technology, and how it differs from traditional currencies.

- **“Bitcoin - The Genesis” by RT** (30 minutes):

This video covers the creation and early days of bitcoin. It explores the motivations of the mysterious creator, Satoshi Nakamoto, and how the concept of bitcoin evolved.

- **“Understanding Bitcoin” by BJ Dweck** (1 hour 30 minutes):

This video provides a detailed explanation of the technical aspects of bitcoin and how it works. The speaker covers topics such as the blockchain, mining, and the decentralized nature of bitcoin.

Further Learning

- **The Bitcoin Standard** (1 hour 40 minutes):

This audiobook explores the economic and historical context that led to the creation of bitcoin. It covers the benefits of a decentralized currency and the potential for bitcoin to become a global standard.

- **“Intro to Bitcoin Austrian Thought”** (1 hour):

This audio lecture covers the Austrian School of economics and how it relates to the concept of bitcoin. It provides an in-depth look at the economic principles behind bitcoin and how it aligns with Austrian thought.

Alex Gladstein	Check Your Financial Privilege
Alex Swan	Grounded-Encounter Therapy: Perspectives, Characteristics, and Applications
Amanda Cavaleri	Bitcoin and the American Dream: The New Monetary Technology Transcending Our Political Divide
Anita Posch	Learn Bitcoin: Become Financially Sovereign
Eric Yakes	The 7th Property: Bitcoin and the Monetary Revolution
Jeff Booth	The Price of Tomorrow: Why Deflation is the Key to an Abundant Future
Jimmy Song	The Little Bitcoin Book: Why Bitcoin Matters for Your Freedom, Finances, and Future
Nik Bhatia	Layered Money: From Gold and Dollars to Bitcoin and Central Bank Digital Currencies
Robert Breedlove	Thank God for Bitcoin: The Creation, Corruption, and Redemption of Money

Dalia Platt - Curriculum & Content Creator

dplatt@miprimerbitcoin.io

@dalia_platt





Glossary



51% Attack: A type of attack on a blockchain network in which a single entity or group controls a majority of the network's computing power, allowing them to manipulate transactions and potentially disrupt the network.

Address Reuse: The practice of using the same Bitcoin address for multiple transactions.

Altcoin Season: A period of time when alternative cryptocurrencies experience significant price increases, often due to increased investor interest and adoption.

Altcoins: Digital currencies excluding Bitcoin.

Atomic Swap: A peer-to-peer exchange of one cryptocurrency for another without the need for a centralized exchange or intermediary.

Auction: A process by which goods or assets are sold to the highest bidder.

Bartering: The exchange of goods and services without the use of money.

Basket of Goods: A collection of goods or services used to measure changes in the cost of living.

Bitcoin: A digital currency/system that allows people to send money to each other without using a bank.

Block Explorer: A tool used to view and explore the blockchain, allowing users to view individual blocks, transactions, and wallet addresses.

Block Reward: The amount of new bitcoins that are awarded to miners for adding a new block to the blockchain.

Blockchain: A public record of all Bitcoin transactions that have taken place.

BTC: The unit used for bitcoin. A digital currency that can be used to make purchases or be traded.

Capital Controls: Restrictions on the movement of money across borders.

Central Bank (Fed): A government-owned institution that manages a country's monetary policy.

Centralization: The concentration of power or control in a single entity.

Centralized System: A system in which power or control is concentrated in a single entity.

Cold storage: A method of storing bitcoins offline, away from the risk of hackers or other online threats.

Commodity money: Objects that have value in and of themselves and are used as a medium of exchange, such as gold or silver.

Confirmation: The process of a transaction being processed by the network and highly unlikely to be reversed. The method “miners” verify the authenticity of transactions with their computer hardware and software. It is recommended to wait for at least 6 confirmations to prevent double spending.

Consensus mechanism: A method used in blockchain technology to validate transactions and ensure the integrity of the blockchain.

Cryptocurrency Exchange: A platform where users can buy, sell, and trade cryptocurrencies for other assets such as fiat currency or other cryptocurrencies.

Cryptocurrency wallet: A software program that stores private keys and allows users to send, receive, and manage their cryptocurrency.

Cryptography: A branch of mathematics that helps create secure systems.

Debasement: The reduction in the value of a currency, often by reducing the amount of precious metal in a coin.

Debt: Money that is owed to someone else.

Decentralization: The distribution of power and control across a network, rather than having a central authority.

Decentralized Autonomous Organization (DAO): An organization or network governed by smart contracts and run on a blockchain, without a central authority or management structure.

Decentralized Finance (DeFi): A movement within the cryptocurrency industry to create decentralized financial products and services that operate on a blockchain.

Decentralized System: A system in which power or control is distributed among multiple entities.

Glossary

Digital Asset: A digital representation of value that can be traded or used as a store of value, such as Bitcoin.

Distributed Ledger: A database that is spread across a network of computers, rather than being stored in a central location.

Double coincidence of wants: The phenomenon where two parties in a barter economy both have what the other party wants and wants what the other party has.

Double Spend: When a person tries to spend their bitcoin to two different recipients at the same time.

Dust Transaction: A transaction that sends a very small amount of Bitcoin that is too small to be economically viable.

Exchange Rate: The value of one currency in relation to another.

FOMO: Fear of missing out, a term used to describe the feeling of anxiety or regret that one may miss out on a profitable opportunity in the cryptocurrency market.

FUD: Fear, uncertainty, and doubt, a term used to describe negative rumors or information that can cause market panic or decline.

GDP: Gross domestic product, the total value of goods and services produced in a country in a given period of time.

Hard Fork: A change to the Bitcoin protocol that creates a new version of the blockchain, which is not compatible with the previous version. (ie. Bitcoin Cash)

Hardware Wallet: A physical device used for storing private keys and managing cryptocurrency, providing enhanced security over software wallets.

Hash Function: A mathematical function that takes input data of any size and outputs a fixed-size string of characters, commonly used in cryptography and blockchain technology.

Hash Rate: A way to measure the processing power of the Bitcoin network.

HODL: A term used in the cryptocurrency community to describe holding onto cryptocurrency long-term, rather than selling or trading it.

Hot Wallet: A Bitcoin wallet that is connected to the internet, allowing for easy access to bitcoins.

Imports: Goods and services produced in another country and sold in the domestic market.

Inflation: An increase in the general price level of goods and services in an economy.

Initial Coin Offering (ICO): A fundraising method in which a new cryptocurrency is sold to investors in exchange for a more established cryptocurrency, such as Bitcoin.

Layer-1 Protocol: The underlying layer of a blockchain network that handles the fundamental aspects of consensus, transaction validation, and data storage.

Layer-2 Protocol: A secondary layer built on top of a layer-1 blockchain network, often used to enhance scalability, speed, and functionality.

Ledger: A record of financial transactions.

Lightning Network: A layer-2 payment protocol that enables faster and cheaper Bitcoin transactions by using off-chain channels for smaller transactions.

Lightweight Node: A Bitcoin client that only stores a limited amount of data from the blockchain, rather than the full chain.

Mediums of exchange: Objects or systems that are widely accepted in exchange for goods and services.

Merkle Tree: A tree-like data structure used in the Bitcoin blockchain to efficiently verify the integrity of large sets of data.

Mining Pool: A group of miners who work together to increase their chances of finding new blocks and earning bitcoin.

Mining: The process of using computer hardware to do mathematical calculations for the Bitcoin network to confirm transactions and increase security.

Monetary and Fiscal Policy: The policies of a central bank and government, respectively, that influence the money supply and interest rates in an economy.

Money supply: The total amount of money in circulation in an economy.

Multi-Signature (Multisig) Wallet: A wallet that requires multiple signatures or approvals before a transaction can be executed, providing additional security and control.

Multi-Signature: A security feature that requires more than one private key to authorize a Bitcoin transaction.

Network: A group of interconnected entities.

Node Network: A network of connected computers or devices that support and maintain the Bitcoin network.

Node: A computer or device that is connected to the Bitcoin network and participates in the verification and transmission of transactions.

Non-Fungible Token (NFT): A type of digital asset that represents a unique or one-of-a-kind item, often used to represent art, collectibles, or other unique objects.

Nonce: A random number that is added to a block header to create a hash that meets the difficulty target.

Orphan Block: A block that is not included in the main chain of the blockchain due to being invalidated by a longer competing chain.

Paper Wallet: A printed copy of a user's private and public keys used for storing and managing cryptocurrency offline.

Peer-to-Peer (P2P): A decentralized network in which participants interact directly with each other, rather than through a central authority.

Peg: A fixed exchange rate between two currencies, where one is pegged to the value of another.

Private Blockchain: A blockchain that is controlled by a single organization, rather than being decentralized.

Private Key: A secret piece of data that proves a person's right to spend bitcoin from a specific wallet through a cryptographic signature.

Proof of Stake (PoS): A consensus mechanism used in some blockchain networks that requires users to hold a certain amount of cryptocurrency to participate in the validation of transactions.

Proof of Work: A consensus mechanism that requires users to perform a certain amount of computational work in order to participate in the network.

Public Blockchain: A blockchain that is open to anyone to participate in and verify transactions, making it decentralized.

Public Key: A unique identifier used for receiving bitcoin, derived from a user's private key through a mathematical process.

Public Key / Bitcoin Address: A public password/number used to receive bitcoins.

Public Ledger: A decentralized database that keeps a public record of all transactions on the Bitcoin network.

Purchasing Power: The ability of money to buy goods and services.

Recovery Phrase / Seed Keyword: a series of 12, 18, or 24 words that can be used to generate multiple pairs of private and public keys. These can be used to restore a Bitcoin wallet.

Reserve Ratio: The proportion of deposits that a bank must hold as reserves.

Restrictive banking: Restrictions or limitations on banking services or access to banking services.

Satoshi Nakamoto: The pseudonym used by the anonymous creator(s) of Bitcoin.

Satoshi: the smallest unit of Bitcoin, equal to 1/100,000,000 of a bitcoin. It is named after the creator of Bitcoin, Satoshi Nakamoto.

Satoshis per byte (sat/b): A unit used to measure the amount of bitcoin transaction fee paid per byte of transaction data.

SegWit (Segregated Witness): A Bitcoin protocol upgrade that changes the way data is stored on the blockchain, allowing for increased capacity and lower transaction fees.

Sidechain: A blockchain that is connected to another blockchain, allowing for the transfer of assets or information between the two chains.

Signature: A mathematical mechanism that allows someone to prove ownership

Smart Contract: A self-executing contract with the terms of the agreement written into code.

Soft Fork: A change to the Bitcoin protocol that is backward-compatible with older versions of the software.

Stablecoin: A type of cryptocurrency designed to maintain a stable value, often by being pegged to a fiat currency or other asset.

Supply and Demand: The economic principle that the price of a good or service is determined by the interaction of the quantity of the good or service that is supplied and the quantity that is demanded.

Time Value of Money: The principle that money is worth more in the present than in the future.

Token: A unit of value created on a blockchain, often used to represent a specific asset or utility within a particular ecosystem.

Tokenization: The process of creating a digital representation of an asset or asset class on a blockchain, allowing for fractional ownership and transferability.

Trading Pair: A set of two currencies or assets that can be traded against each other on a cryptocurrency exchange.

Transaction Fee: A small amount of bitcoin paid by the sender of a transaction to incentivize miners to include the transaction in a block and add it to the blockchain.

Transaction ID: a string of numbers and letters that shows the details of a bitcoin transfer (such as the amount sent, the addresses of the sender and recipient, and the date of the transfer) on the Bitcoin blockchain.

Transaction: The transfer of bitcoin from one address to another on the Bitcoin network.

Trustless: A system or transaction that does not require trust in any third party or intermediary, instead relying on the security and transparency of the underlying technology.

Two-Factor Authentication (2FA): A security measure that requires two methods of authentication, typically a password and a separate code or device, to access an account or complete a transaction.

Unbanked: Individuals or communities without access to traditional banking services.

Unit of Account: A standard unit of measurement used to express the value of goods and services.

Volatility: The degree of variation in the price of an asset over time.

Wallet Address: A unique identifier used to send and receive bitcoin on the Bitcoin network, typically represented as a string of letters and numbers.

Wallet Backup: A copy of the private keys and recovery phrase/seed keywords of a Bitcoin wallet, which can be used to restore access to the wallet in case the original is lost or stolen.

Wallet: A virtual container for bitcoin similar to a physical wallet, that contains private key(s) that allow you to spend the bitcoin allocated to it in the blockchain.

Whale: An individual or organization that holds a significant amount of cryptocurrency, capable of influencing market prices through large trades.

White Hat Hacker: An ethical hacker who uses their skills to identify and fix vulnerabilities in computer systems and networks.

Whitepaper: a report that explains the problem and solution that a blockchain project or cryptocurrency is trying to address.

XBT and BTC: abbreviations for bitcoin.

Why is it important to learn about Bitcoin?

1. What is **Bitcoin** and how does it work?

Bitcoin is a decentralized digital currency that operates independently of a central bank. It allows for peer-to-peer transactions without the need for intermediaries, making it a revolutionary technology in the financial industry. Understanding how it works is crucial to comprehend its potential implications and usage.

2. What makes **bitcoin** unique and valuable?

Bitcoin is unique because it operates on a decentralized network, making it resistant to government interference and manipulation. It also has a finite supply, capped at 21 million, making it scarce and valuable, much like gold. Learning about these qualities helps to understand its potential as a store of value and investment.

3. What impact can **Bitcoin** have on the financial industry?

The widespread adoption of **Bitcoin** has the potential to disrupt traditional financial systems and challenge the monopoly of central banks. It also provides new opportunities for investment and financial inclusion, particularly for individuals in countries with unstable currencies. Understanding the potential impact of Bitcoin on the financial industry is crucial for anyone interested in finance and technology.

