

VISLON® **with Revived Top Stop**



Revived renewal
components help keep
YKK® zippers running longer.

YKK™

Little Parts. Big Difference. >>>

product Information

VISLON® with revived top stop features a specially designed top stop that allows for easy removal & replacement of the slider. This allows customers, repair shops to easily remove sliders from the garment and replace with a new slider, contributing to a more sustainable garment lifecycle.

		Clasification		
		Close	Open	Two-way
Size/Chain Code	5VS	-	OK	OK
	5VT	-	OK	-



5VS






5VT

slider replacement procedure


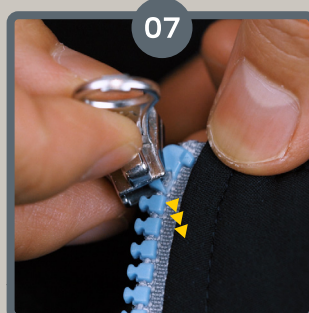
- 01 With the zipper open (left and right separated), lift the slider handle and gently pull it up at the top stop.
- 02 Follow the steps below to replace the slider.

remove



insert

Please prepare an appropriate size #5 VISLON® slider.




watch by video

precaution for sewing


01 sewing space

Please keep enough space from element and revived top stop when sewing with fabric.



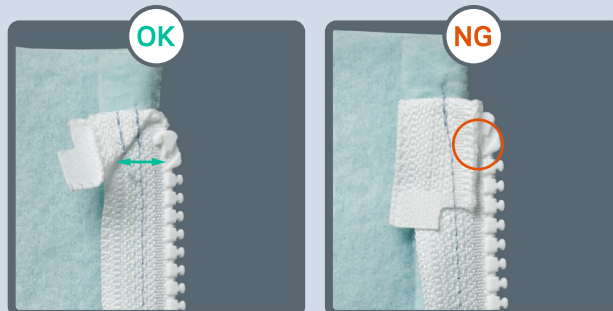
02 keep straight

Please keep straight at revived top stop and not sewn on a slant. Make enough space (around 7mm) from top edge of the garment.



03 how to fold

When folding top extension part of zipper, please keep enough space from revived top stop in order to replace slider smoothly.



- Revived top stop is not suitable for and cannot be used for baby or children's apparel or sleepwear because the top stop does not meet the U.S. Consumer Product Safety Commissions' ("CPSC") top stop holding strength thresholds for children's products.
- To prevent accidental ingestion, keep slider and pull used in this product out of the reach of children.
- Please take extra care when sewing the zipper into the garment. Zipper should be kept straight at top stops, and not sewn on a slant. Tape cord may be visible through top stop at groove position due to groove thickness needed for slider removal.
- The top stop holding strength of this item is the same as the standard top stop.
- Be sure to close the zipper when using the washing machine or dryer. This item has a specification that allows to replace the slider with the zipper open, so if you wash the item with the zipper open, the slider may come off from the slider replacement part. In addition, if the puller gets stuck in the hole of washing tub or gets tangled with other laundry, puller breakage or element damage may occur.
- We are not responsible for any defects that may occur when replacing the slider, or for changes in the quality or performance of the zipper that may occur due to slider replacement. Please replace the slider at your own risk.



 YKK
DIGITAL
SHOWROOM®

Experience our story.™

"YKK", "YKK Little Parts. Big Difference.", "VISLON", "YKK DIGITAL SHOWROOM" and "Experience our story." are registered trademarks or trademarks of YKK CORPORATION in Japan and other countries/regions.

 YKK CORPORATION

©2024. YKK CORPORATION
Feb. 2024 Y