



GOOD DESIGN AWARD 2020

BEST 100



VISLON[®] with Magnetic Closure

※Image is for illustration purposes.

YKK[™]

Little Parts. Big Difference. >>>

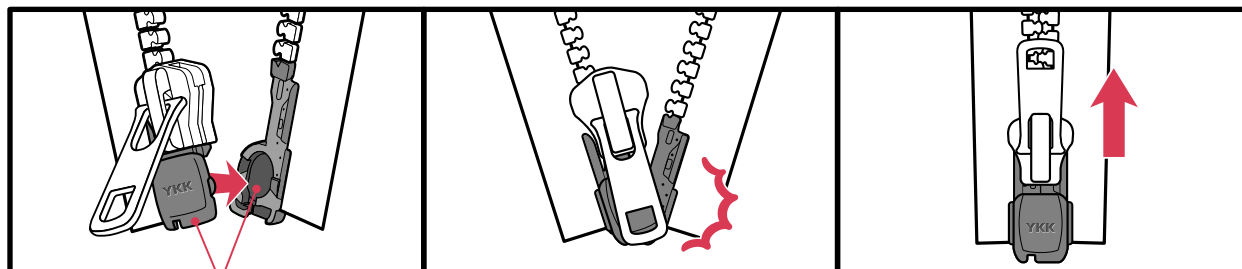
VISLON[®] with Magnetic Closure

More information.



How to use

Small and powerful magnets are built into the open parts on the right and left. It makes zipper operation quick and easy.



Contains magnets.

Item Variations

	Closed	Open	Two-way	Chain
5VS	—	○	—	—

※Only left insertion

Slider

Item	Code
Standard	DAK *
QuickFree [®] (Plastic slider with quick release function)	NAML4 *

Please contact YKK sales representative about product details such as color variation.



Warning This product contains strong magnets.

	May interfere with medical devices.
	Do not swallow.
	Do not use with toys.

Precautions

- Some garment specifications, such as zipper coverings, may interfere with open parts operation. Be sure to thoroughly test with a preliminary sample.
- Because this product contains magnets, KENSIN (needle detection) is impossible.
- Be sure to attach the tag to the final product so that consumers can see this information.
- It is strongly recommended to attach a sewn tag with product warnings. The recommended warnings are below.

WARNING: This products contains strong magnets in zipper open parts.

1. Magnets can interfere with medical devices. Keep at least 6 inches / 15 cm away from your medical device and as directed by your physician. Stop use if you suspect interference.
2. Swallowing magnetic parts of this product may lead to serious injury. Seek immediate medical attention if swallowed.

It is prohibited to reprint, duplicate or modify the contents of this paper without the prior consent of our company. The contents of the products listed in this paper are subject to change without notice. The copyrights of individual texts, photographs, illustrations and all other copyrighted works published on this paper, as well as the rights of individual trademarks, marks and trade names, belong to us or the current author. They do not transfer any rights to you. The product photos shown are not to scale. Also, the color tones in the photos may differ from the actual product colors. The information contained in this paper does not include specifications, characteristics, and precautions for all products. In addition, we do not guarantee the compatibility of the product with the final product. Before adopting or using a product, be sure to verify the intended use, compatibility with required quality and safety before selecting and using. If you have any questions or problems regarding usage, please contact our sales staff. The information in this paper is as of March 2024.

WARNING

This product contains strong magnets



Cautions

Industry		Concerns
Toys	Not designed or intended for use in toys.	The magnets used in this products have a magnetic flux index exceeding 50(kG) ² mm ² and are not to be used in toys. Please check the local laws and regulations before use. The following are typical laws and regulations. ST Standard, CPSIA, Toy Safety Directive "Directive 2009/48/EC".
Medical	Accidental ingestion of the magnet	Magnets can interfere with medical devices. Keep at least 6 inches / 15 cm away from your medical device and as directed by your physician. Stop use if you suspect interference.
	Pacemaker / ICD malfunction	Keep the magnetic parts (open parts) away from pacemakers. Pacemakers can be affected by the magnets.
	Hydrocephalus shunt surgery valve malfunction	If this product is used by a person who has a variable pressure shunt device with a mechanism that uses a magnet for valve control during shunt surgery (bypass surgery) performed for the treatment of hydrocephalus, etc., the magnetic force in this product may affect the valve control of the shunt device.
	Magnetic resonance imaging (MRI)	You may be prohibited / restricted from wearing items containing a magnet when you undergo an MRI.
	Other Medical Devices	Under certain conditions, magnets and electromagnetic fields could interfere with other medical devices. Consult with your physician for specific guidance. If you suspect that this product is interfering with your medical device, stop using the product and consult your physician.
Outdoor	Impact on distress rescue system RECCO®, other avalanche beacons, and GPS devices.	When using the avalanche beacon of the RECCO® rescue system, other avalanche beacons, or GPS devices, the magnetic force in this product may interfere with signal transmission or cause other problems.
Magnetic Card	Magnetic card defect	If the magnetic part of this product is brought close to a magnetic card such as a credit card or a point card, the functionality of the card may become defective or the data stored on the card may be damaged.
Electronic equipment	Impact on smartphones	If you bring the magnetic part of this product close to a smartphone, the magnetic compass function, camera function or NFC (Near Field Communication Standard) of the smartphone may malfunction.
	Analog clock malfunction	If the magnetic part of this product is brought close to an analog watch, the watch may be delayed, advanced, or stopped.
	Camera Internal sensor function failure	If you bring the magnetic part of this product close to a camera, the functions such as image stabilization and automatic portrait/landscape detection may malfunction.
Equipment	Shoplifting prevention gate malfunction	The magnet in this product may cause the EAS (Electronic Article Surveillance, shoplifting prevention gate) to malfunction and the alarm to sound.
Car	Scratch car & motorcycle body	When the magnetic part of this product is brought close to a car body, it may stick to the surface of the car body and cause damage.
Apparel	Open parts disengagement due to sand	There is a possibility that iron-containing sand grains or pebbles may adhere to the magnet part of the product, causing problems with the opening. In this case, remove the grains of sand or pebbles by using duct tape with high adhesive strength.

RECCO is registered trademarks of RECCO Invest AD in Japan and other countries/regions.

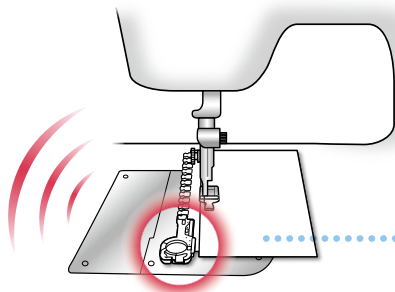
It is prohibited to reprint, duplicate or modify the contents of this paper without the prior consent of our company. The contents of the products listed in this paper are subject to change without notice. The copyrights of individual texts, photographs, illustrations and all other copyrighted works published on this paper, as well as the rights of individual trademarks, marks and trade names, belong to us or the current author. They do not transfer any rights to you. The product photos shown are not to scale. Also, the color tones in the photos may differ from the actual product colors. The information contained in this paper does not include specifications, characteristics, and precautions for all products. In addition, we do not guarantee the compatibility of the product with the final product. Before adopting or using a product, be sure to verify the intended use, compatibility with required quality and safety before selecting and using. If you have any questions or problems regarding usage, please contact our sales staff. The information in this paper is as of March 2024.

Notes on sewing



Notes on sewing

⚠ If the sewing needle breaks, the parts of the broken needle may remain stuck to the open parts. Please be careful.



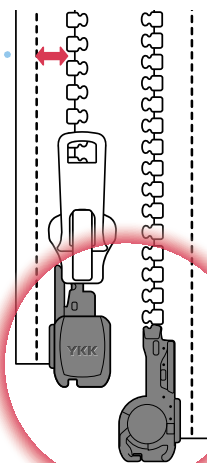
point 1

This product contains magnets.

Due to magnetic force, the opening part may stick to the metal part of the sewing machine, making it difficult to sew.

point 2

Since the opening of the zipper is wider than a normal zipper, sewing right next to the edge of the elements may cause damage to the zipper opening with the feed dogs. Make sure there is enough space on both sides of the zipper when sewing.



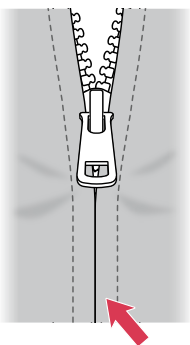
point 3

The width and thickness of the zipper closure of this product is greater than that of a normal zipper. Please use appropriate hardware for sewing and be careful not to bend or damage the seam lines.

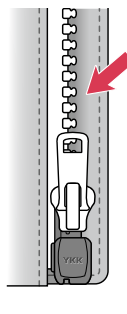


Please refrain from using this product with the following designs.

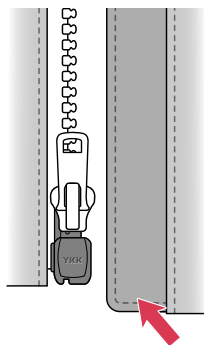
⚠ The open parts with the magnets may become difficult to engage.



Designs where the zipper is covered



The flap behind the retainer box bar

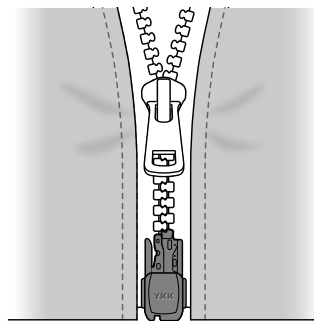


The flap behind the separable pin



Recommended design

Please check the operability beforehand.



Design without zipper coverings or flap

It is prohibited to reprint, duplicate or modify the contents of this paper without the prior consent of our company. The contents of the products listed in this paper are subject to change without notice. The copyrights of individual texts, photographs, illustrations and all other copyrighted works published on this paper, as well as the rights of individual trademarks, marks and trade names, belong to us or the current author. They do not transfer any rights to you. The product photos shown are not to scale. Also, the color tones in the photos may differ from the actual product colors. The information contained in this paper does not include specifications, characteristics, and precautions for all products. In addition, we do not guarantee the compatibility of the product with the final product. Before adopting or using a product, be sure to verify the intended use, compatibility with required quality and safety before selecting and using. If you have any questions or problems regarding usage, please contact our sales staff. The information in this paper is as of March 2024.

