

CERTIFICATION

CWCT TN66:
Safety and fragility of glazed roofing: guidance on specification.
CWCT TN67:
Safety and fragility of glazed roofing: testing and assessment.

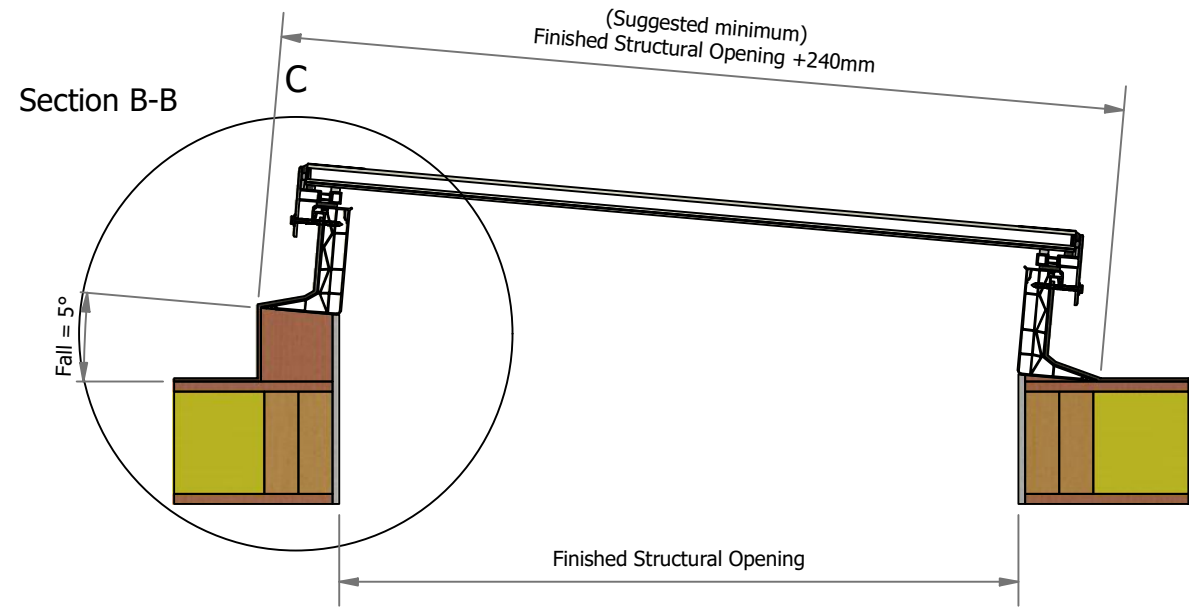
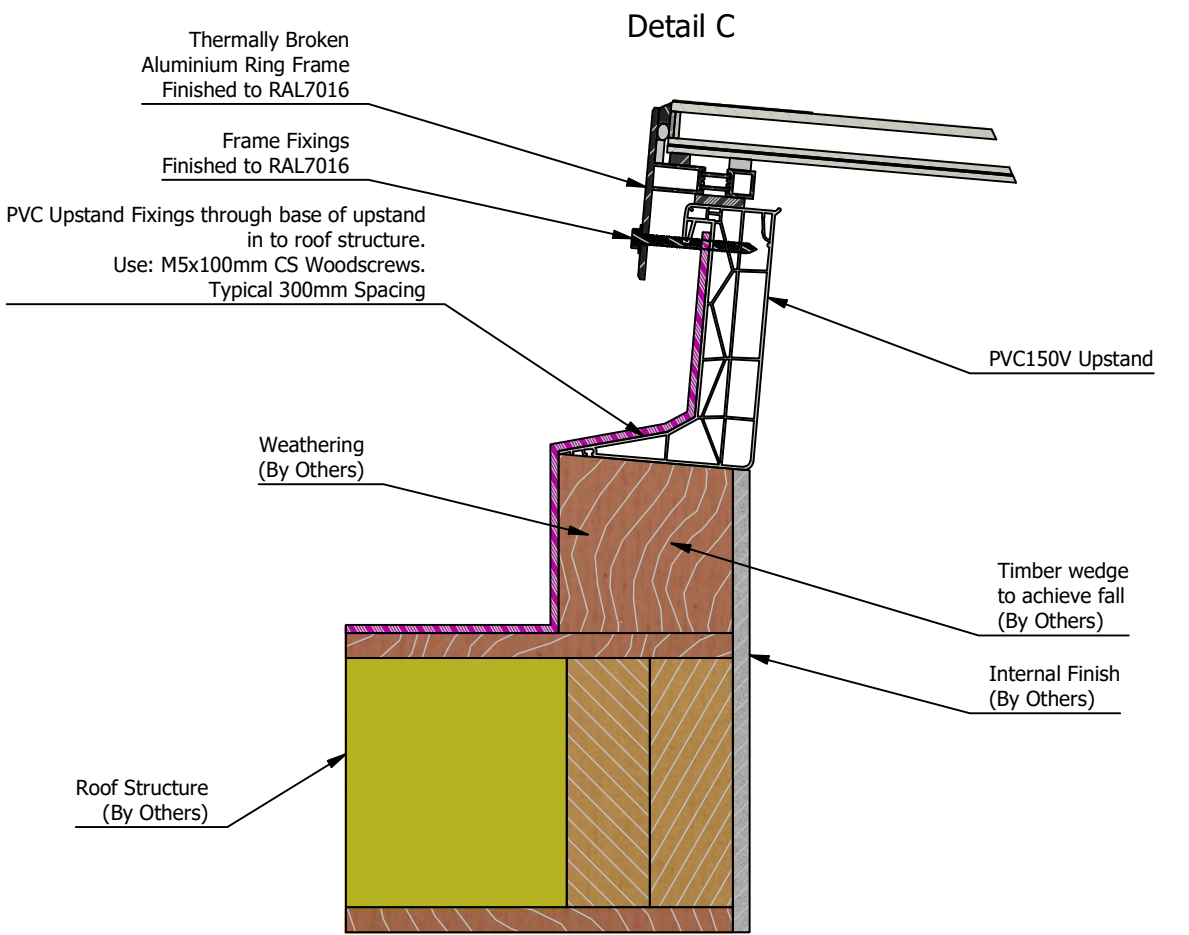
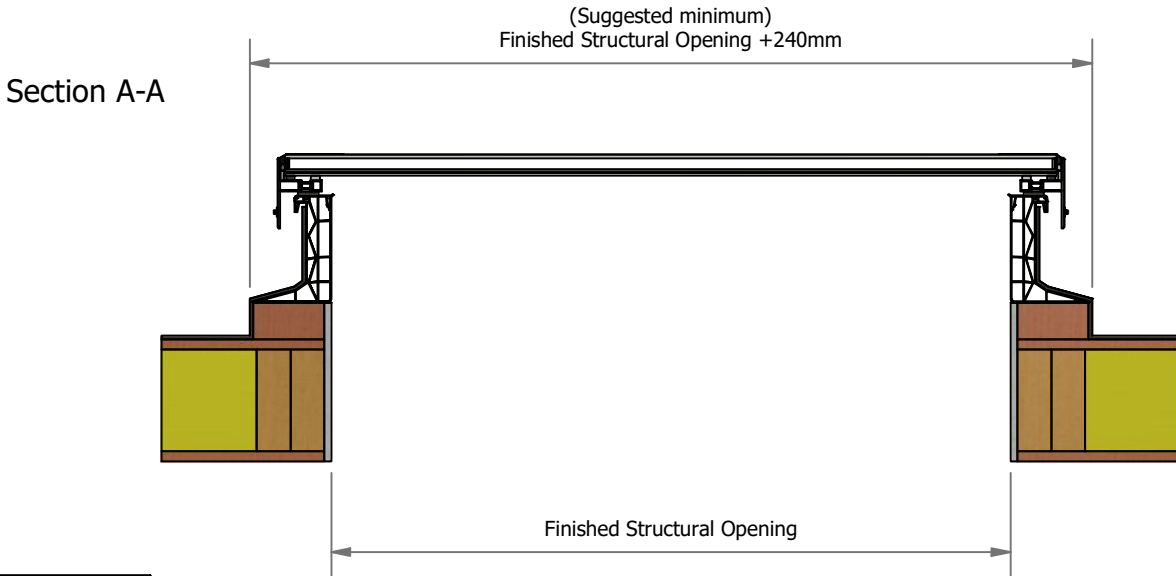
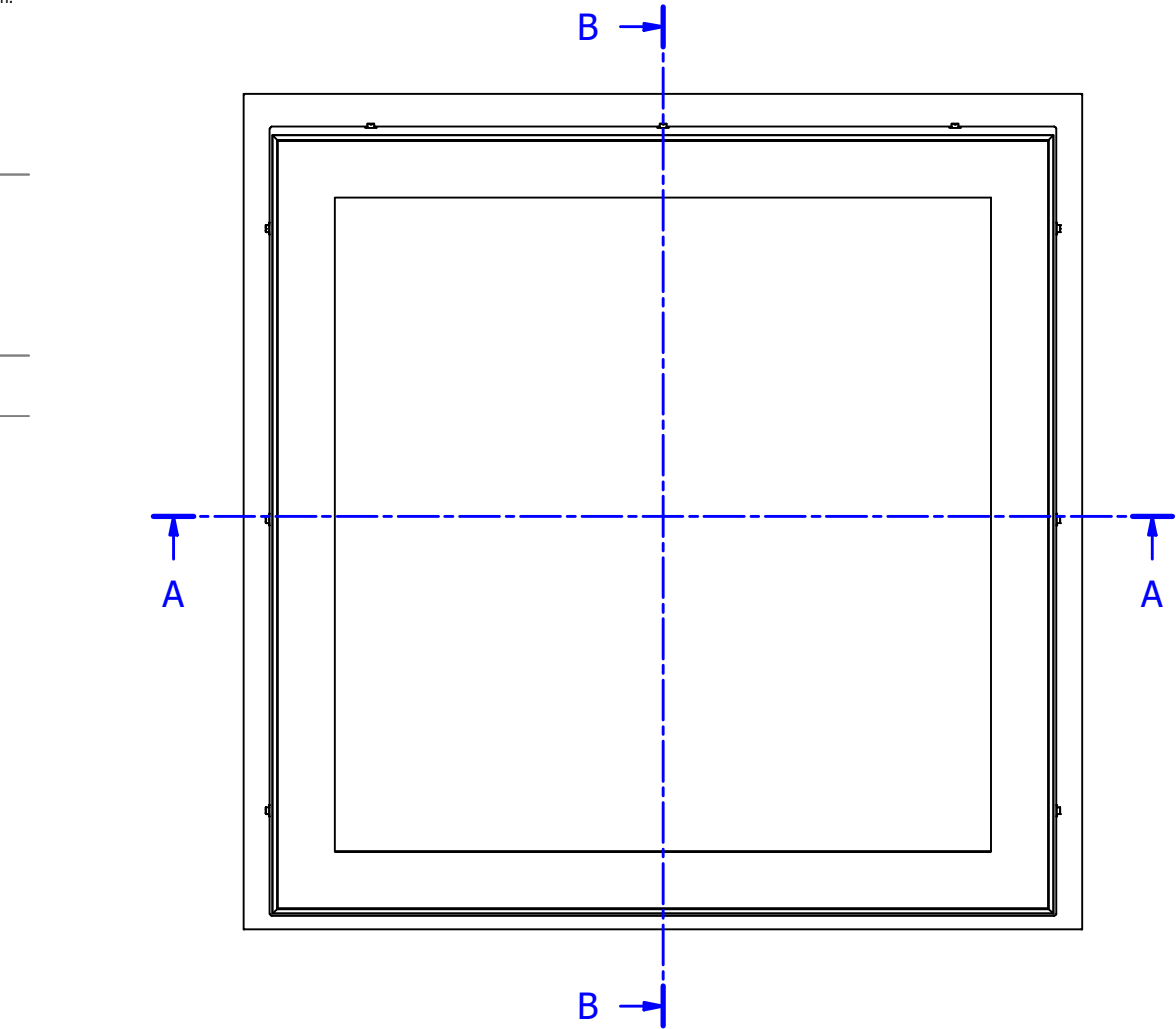


NBS SPECIFICATION

CAWS
L10 /45 Rooflights
L10/460 Rooflights

Uniclass category
Pr_30_59_72

84mm Painted border shown as standard to cover
glazing frame.



This drawing is for visual purposes only,
for exact specifications of the glazing and sizes,
please refer to the specific line(s) on your quote.

Thermal Stress Note

To provide the highest performance of non fragility and security, the unit incorporates laminated internal panes.
For standard (annealed) laminate inner panes, guidance regarding thermal stress fracture risk is available on Whitesales website or by contacting Whitesales technical team.
To reduce risk it is recommended to keep curb widths under 120mm, avoid partial shading or rapid internal heating or cooling direct or close to the glass.
If higher risks cannot be mitigated then alternative heat strengthened or toughened glass inner panes should be considered.



Curb details shown are indicative only. Detail is designed by others.
It is the responsibility of the curb designer to ensure that the curb is structurally adequate to support the rooflight product.

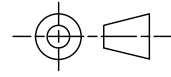
Whitesales advise an installation with a minimum pitch of 5° for Rooflight units to minimise water pooling. Whilst the product can be installed flat without detriment to the warrantee. Whitesales cannot be held responsible for any excessive pooling of water to the surface of the Rooflight post installation.

CAUTION CDM: Hazard Identification - Handling materials
Manual Handling Operations Regulations (MHOR 1992) sets out a clear ranking of measures for dealing with risks from manual handling. Ensure measures are considered at all times. Other measures:



- Hand protection (mandatory) to: BS EN 388:1994.
- Wear appropriate PPE required for the task.
- Refer to applicable risk assessment for further details.

THIS DRAWING MUST
NOT BE COPIED OR
PASSED TO A THIRD
PARTY WITHOUT
WRITTEN CONSENT
FROM THE
MANUFACTURER



Title:

Assembly Drawing

Project No

x

Project

x

Customer Name

x

Project Address

xxx

Description

Double Glazed Unit

Ref No

x

Part Number

em.glaze

Material

Varies

Finish

RAL7016

Quantity

x

Name

L.Crawford

iLogic Auto

Approved

Checked

Drawing No.

ADS12KA15BA1AA.1.CD.1

Sheet number 1 of 3

Scale DNS

Size: A3

Date

10/07/2020

12/03/2021

Revision: 1

Units: mm



Whitesales Ltd
Europa House
Cranleigh
GU6 8NQ

T: +44(0)1483 917580
E: sales@whitesales.co.uk
W: whitesales.co.uk

CERTIFICATION

CWCT TN66:
Safety and fragility of glazed roofing: guidance on specification.
CWCT TN67:
Safety and fragility of glazed roofing: testing and assessment.

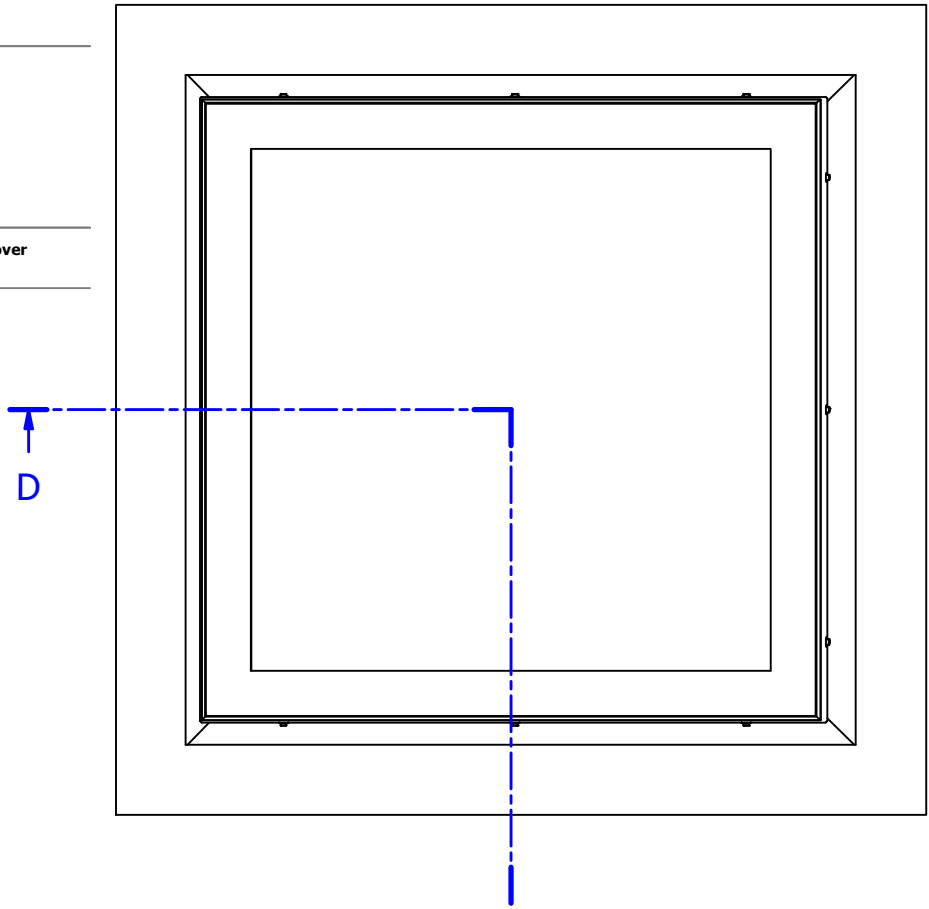


NBS SPECIFICATION

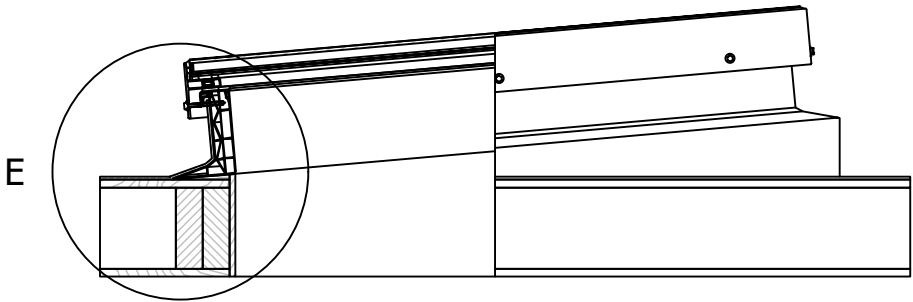
CAWS
L10 /45 Rooflights
L10/460 Rooflights

Uniclass category
Pr_30_59_72

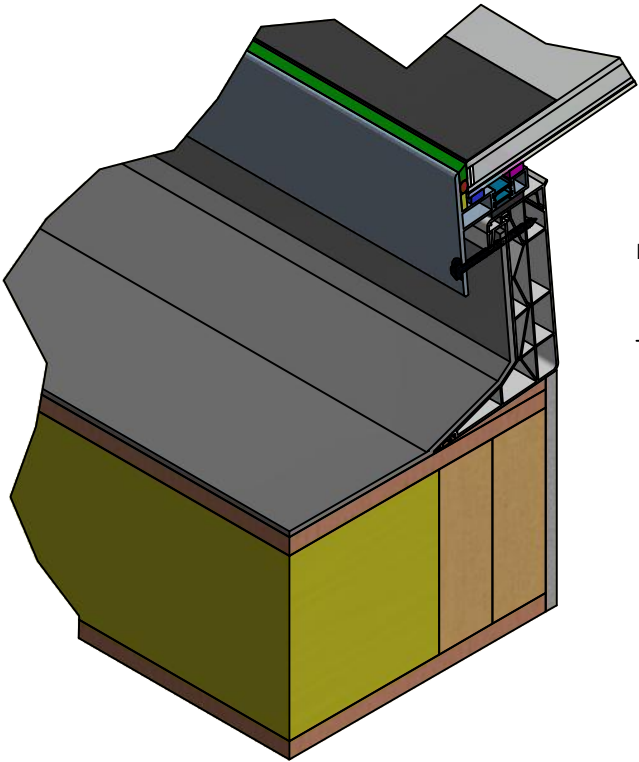
84mm Painted border shown as standard to cover glazing frame.



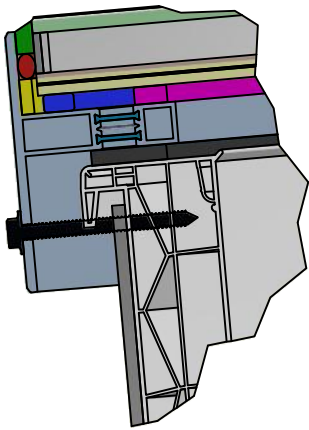
Section D-D



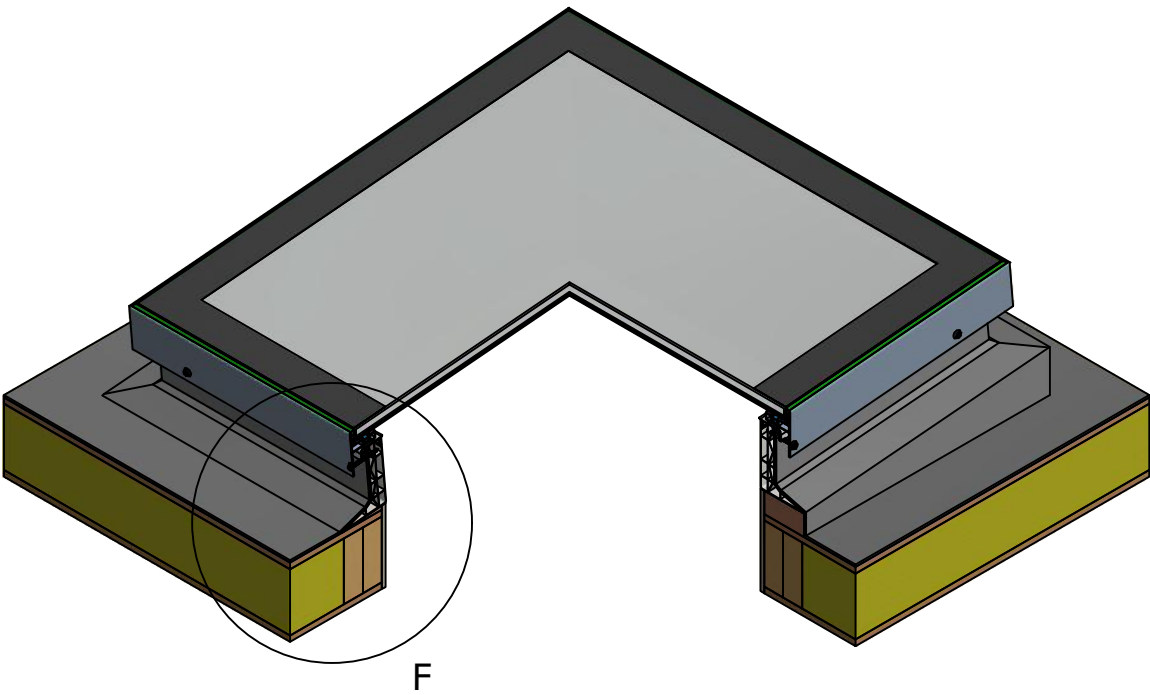
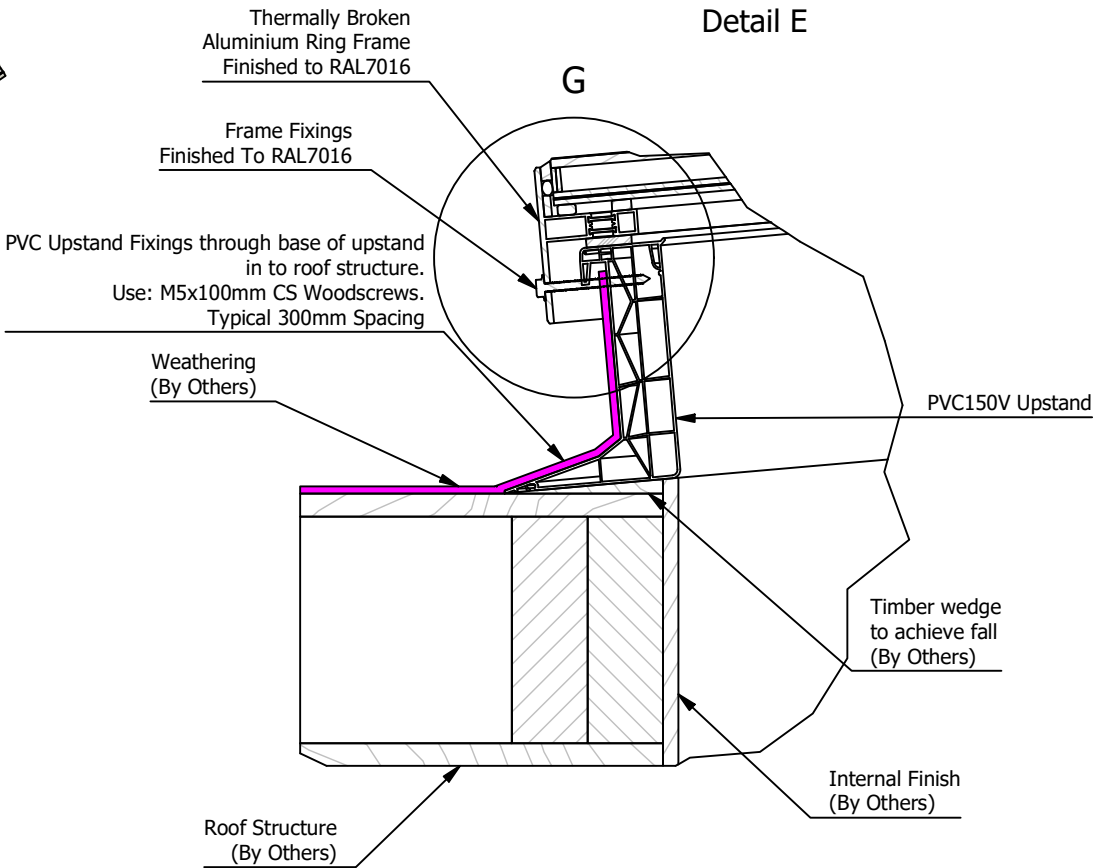
Detail F



Detail G



Detail E



This drawing is for visual purposes only,
for exact specifications of the glazing and sizes,
please refer to the specific line(s) on your quote.


Thermal Stress Note

To provide the highest performance of non fragility and security, the unit incorporates laminated internal panes.

For standard (annealed) laminate inner panes, guidance regarding thermal stress fracture risk is available on Whitesales website or by contacting Whitesales technical team.

To reduce risk it is recommended to keep curb widths under 120mm, avoid partial shading or rapid internal heating or cooling direct or close to the glass.

If higher risks cannot be mitigated then alternative heat strengthened or toughened glass inner panes should be considered.

 Curb details shown are indicative only. Detail is designed by others.
It is the responsibility of the curb designer to ensure that the curb is structurally adequate to support the rooflight product.

Whitesales advise an installation with a minimum pitch of 5° for Rooflight units to minimise water pooling. Whilst the product can be installed flat without detriment to the warrantee. Whitesales cannot be held responsible for any excessive pooling of water to the surface of the Rooflight post installation.

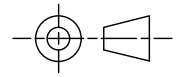
CAUTION CDM: Hazard Identification - Handling materials

Manual Handling Operations Regulations (MHOR 1992) sets out a clear ranking of measures for dealing with risks from manual handling. Ensure measures are considered at all times. Other measures:

- Hand protection (mandatory) to: BS EN 388:1994.
- Wear appropriate PPE required for the task.
- Refer to applicable risk assessment for further details.



THIS DRAWING MUST
NOT BE COPIED OR
PASSED TO A THIRD
PARTY WITHOUT
WRITTEN CONSENT
FROM THE
MANUFACTURER



Title: Assembly Drawing		Description Double Glazed Unit			Name	Date
Project No	x	Ref No	x	Created	L.Crawford	10/07/2020
Project	x	Part Number	em.glaze	Drawn	iLogic Auto	12/03/2021
Customer Name	x	Material	Varies	Approved		
Project Address	xxx	Finish	RAL7016	Checked		
		Quantity	x	Drawing No. ADS12KA15BA1AA.1.CD.2		
				Revision: 1		
				Sheet number 2 of 3		
				Scale	DNS	Units: mm
				Size:	A3	



Whitesales Ltd
Europa House
Cranleigh
GU6 8NQ

T: +44(0)1483 917580
E: sales@whitesales.co.uk
W: whitesales.co.uk

CERTIFICATION

CWCT TN66:
Safety and fragility of glazed roofing: guidance on specification.
CWCT TN67:
Safety and fragility of glazed roofing: testing and assessment.

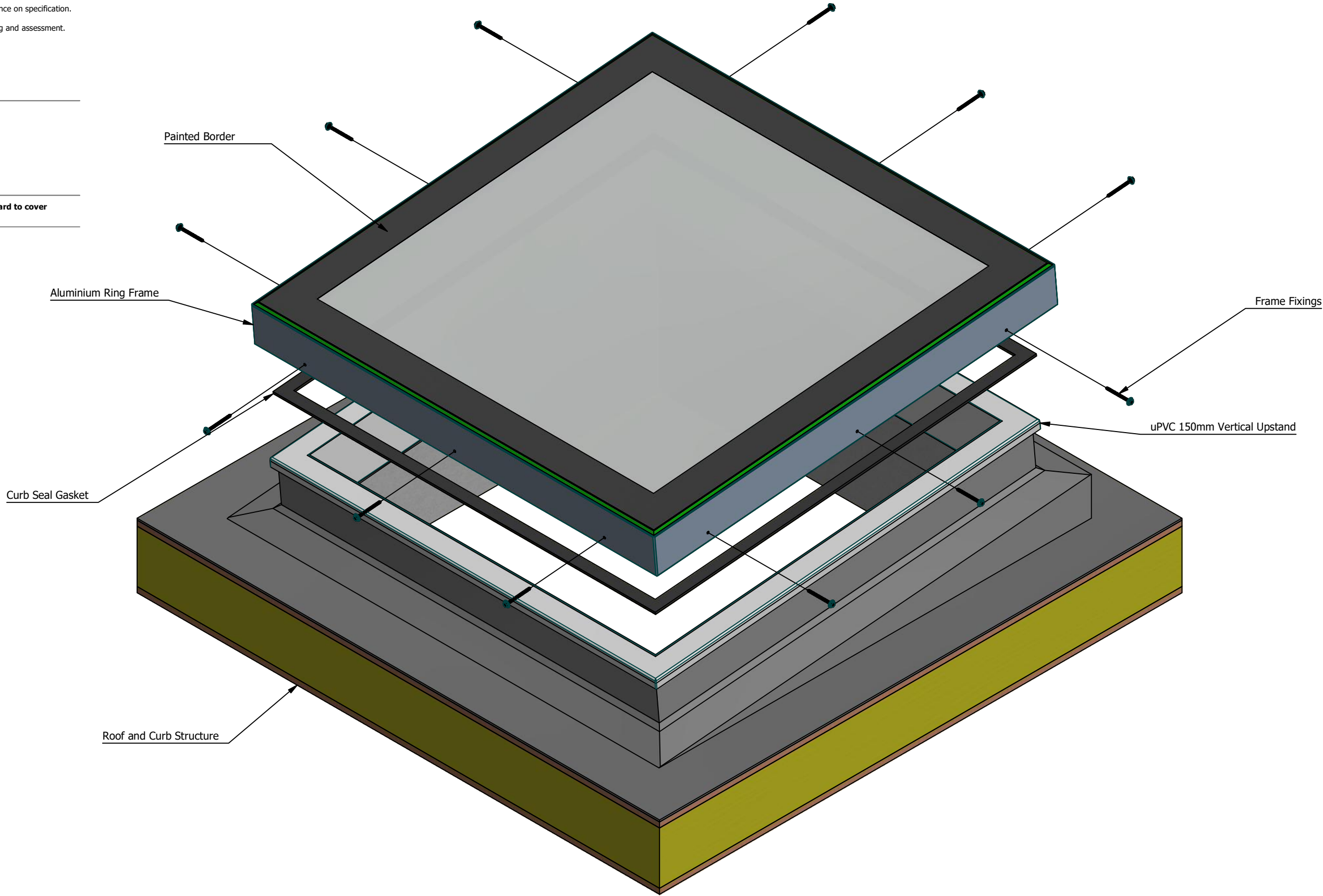


NBS SPECIFICATION

CAWS
L10 /45 Rooflights
L10/460 Rooflights

Uniclass category
Pr_30_59_72

84mm Painted border shown as standard to cover glazing frame.




Thermal Stress Note

To provide the highest performance of non fragility and security, the unit incorporates laminated internal panes.

For standard (annealed) laminate inner panes, guidance regarding thermal stress fracture risk is available on Whitesales website or by contacting Whitesales technical team.

To reduce risk it is recommended to keep curb widths under 120mm, avoid partial shading or rapid internal heating or cooling direct or close to the glass.

If higher risks cannot be mitigated then alternative heat strengthened or toughened glass inner panes should be considered.

 Curb details shown are indicative only. Detail is designed by others.

It is the responsibility of the curb designer to ensure that the curb is structurally adequate to support the rooflight product.

Whitesales advise an installation with a minimum pitch of 5° for Rooflight units to minimise water pooling. Whilst the product can be installed flat without detriment to the warrantee. Whitesales cannot be held responsible for any excessive pooling of water to the surface of the Rooflight post installation.

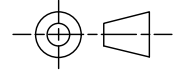
CAUTION CDM: Hazard Identification - Handling materials

Manual Handling Operations Regulations (MHOR 1992) sets out a clear ranking of measures for dealing with risks from manual handling. Ensure measures are considered at all times. Other measures:

- Hand protection (mandatory) to: BS EN 388:1994.
- Wear appropriate PPE required for the task.
- Refer to applicable risk assessment for further details.



THIS DRAWING MUST NOT BE COPIED OR PASSED TO A THIRD PARTY WITHOUT WRITTEN CONSENT FROM THE MANUFACTURER



Title: Assembly Drawing		Description Double Glazed Unit			Name	Date
Project No	x	Ref No	x	Created	L.Crawford	10/07/2020
Project	x	Part Number	em.glaze	Drawn	iLogic Auto	12/03/2021
Customer Name	x	Material	Varies	Approved		
Project Address	xxx	Finish	RAL7016	Checked		
Quantity		x		Drawing No. Revision: 1		
				ADS12KA15BA1AA.1.CD.3		
				Sheet number 3 of 3		
				Scale	DNS	
				Size	A3	
				Units	mm	



Whitesales Ltd
Europa House
Cranleigh
GU6 8NQ

T: +44(0)1483 917580
E: sales@whitesales.co.uk
W: whitesales.co.uk