




em.tube™

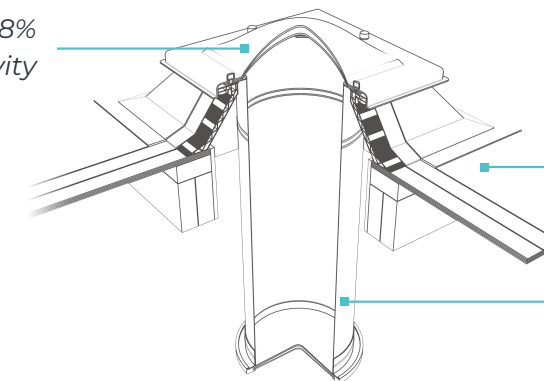
Bringing natural light to gloomy interiors is not a challenge with the highly adaptable em.tube.

## em.tube flat & pitched

Its innovative features allow light captured at roof level to be directed downwards to illuminate windowless internal spaces – lighter, brighter and exceptionally functional.



Up to 98%  
reflectivity



Available for flat  
or pitched roofs

Available in Rigid and  
Flexible tube systems

### Key Features & Benefits

#### Rigid tube

- Provides 98% reflectivity, transmitting more light than flexible tube
- Recommended where longer tube is needed

#### Flexible tube


- Simple and easy to install
- For use where rigid tube is not suitable
- Most cost-effective option

#### Flat roof option

- To suit builder's or proprietary uPVC upstand
- Incorporates polycarbonate dome

#### Pitched roof option

- Aesthetically-pleasing square flat glass unit
- Compatible with both slate and tiled roofs



**Save time.** Visit [whitesales.co.uk/RUFUS](https://whitesales.co.uk/RUFUS) to generate a unique product part code to order the exact product you need.