

# GLOSSWOOD<sup>®</sup>



DESIGNER LINING DOUBLE PROFILE IN SPOTTED GUM MATTE

## LINING BOARDS & DESIGNER LINING

---

Prefinished Natural Timber Lining Boards for Walls and Ceilings

---

- + **NATURAL TIMBER:** Boards are made from Paulownia, a sustainable, lightweight hardwood.
- + **PREFINISHED:** Choose from a wide range of matte and satin colours, no sanding or painting.
- + **EASY TO INSTALL:** Tongue-and-groove profile allows for quick and easy installation.

# LINING BOARDS AND DESIGNER LINING

The 90mm and 130mm Timber Lining Boards are a V-joint tongue-and-groove board that is coated on four sides.

Designer Lining boards give a seamless “batten” look, it is a deep-cut laminated profile that is available in a Single or Double profile.

The laminated lining boards are suitable for wall and ceiling applications. They can be used in residential and commercial spaces internally or protected, undercover externally.

## PROFILES

### LINING BOARDS



90mm wide x 9mm thick x3600mm length  
(86mm cover)



130mm wide x 10mm thick x3600mm length  
(125mm cover)

### DESIGNER LINING BOARDS



Single Profile  
91mm wide x 26mm thick x3600mm length  
(81mm cover)




Double Profile  
91mm wide x 26mm thick x3600mm length  
(81mm cover)



90MM LINING BOARDS IN DISTRESSED WHITE SATIN

## COLOURS

### SATIN



WHITE




DISTRESSED WHITE



LIMEWASH




DRIFTWOOD




SPOTTED GUM



BLACKBUTT



TASMANIAN OAK




CEDAR




WHITE OAK



SPOTTED GUM



TEAK




POSSUM



CEDAR



CHARCOAL



RAW