

Name :


Date :

Let's build something: a string phone!



A new form of communication

Materials



3 different colored markers,
preferably red, blue, and yellow



2 flashlights



communication
page printout



partner


Instructions

1. With markers, color each circle on the Communication Page a different color
2. With your partner, decide what each color will mean. For example, color red could mean "touch your toes"
3. Write what each color means on the Communication Page
4. Move away from your partner, so there is at least 20 feet between you. Each partner should have a flashlight and Communication Page
5. What would you like your partner to do? Shine your flashlight behind the color circle to communicate it to your partner
6. Wait for your partner to complete the task, then switch turns

Visit us for much more at mightyowl.com


Let's build something: a string phone!

Communication Page- Color codes




What does this color mean?

Handwriting practice lines consisting of two solid blue lines with a dashed blue line in the middle, repeated twice.



What does this color mean?

Handwriting practice lines consisting of two solid blue lines with a dashed blue line in the middle, repeated twice.



What does this color mean?

Handwriting practice lines consisting of two solid blue lines with a dashed blue line in the middle, repeated twice.

Visit us for much more at mightyowl.com