



Name :

Date :

Spell words phonetically: I am a w-r-i-t-e-r!


Look at the picture and sound out the word. Try your best to write the word on the line below



Three horizontal lines for writing: a solid top line, a dashed middle line, and a solid bottom line.



Three horizontal lines for writing: a solid top line, a dashed middle line, and a solid bottom line.



Three horizontal lines for writing: a solid top line, a dashed middle line, and a solid bottom line.



Three horizontal lines for writing: a solid top line, a dashed middle line, and a solid bottom line.



Three horizontal lines for writing: a solid top line, a dashed middle line, and a solid bottom line.



Three horizontal lines for writing: a solid top line, a dashed middle line, and a solid bottom line.



Three horizontal lines for writing: a solid top line, a dashed middle line, and a solid bottom line.



Three horizontal lines for writing: a solid top line, a dashed middle line, and a solid bottom line.



Three horizontal lines for writing: a solid top line, a dashed middle line, and a solid bottom line.

Visit us for much more at mightyowl.com



Spell words phonetically: I am a w-r-i-t-e-r!



Three horizontal lines for handwriting practice: a solid top line, a dashed middle line, and a solid bottom line.



Three horizontal lines for handwriting practice: a solid top line, a dashed middle line, and a solid bottom line.



Three horizontal lines for handwriting practice: a solid top line, a dashed middle line, and a solid bottom line.




Three horizontal lines for handwriting practice: a solid top line, a dashed middle line, and a solid bottom line.



Three horizontal lines for handwriting practice: a solid top line, a dashed middle line, and a solid bottom line.



Three horizontal lines for handwriting practice: a solid top line, a dashed middle line, and a solid bottom line.



Three horizontal lines for handwriting practice: a solid top line, a dashed middle line, and a solid bottom line.



Three horizontal lines for handwriting practice: a solid top line, a dashed middle line, and a solid bottom line.



Three horizontal lines for handwriting practice: a solid top line, a dashed middle line, and a solid bottom line.

Visit us for much more at mightyowl.com




Spell words phonetically: I am a w-r-i-t-e-r!

Look at the picture. Write one simple sentence about the picture. Watch the Mighty Owl video for more examples!

Example



Jenny can read a book.



Handwriting practice lines consisting of a solid top line, a dashed middle line, and a solid bottom line.



Handwriting practice lines consisting of a solid top line, a dashed middle line, and a solid bottom line.



Handwriting practice lines consisting of a solid top line, a dashed middle line, and a solid bottom line.



Spell words phonetically: I am a w-r-i-t-e-r!



cartwheel

Handwriting practice lines consisting of a solid top line, a dashed middle line, and a solid bottom line.



hop

Handwriting practice lines consisting of a solid top line, a dashed middle line, and a solid bottom line.



swim

Handwriting practice lines consisting of a solid top line, a dashed middle line, and a solid bottom line.