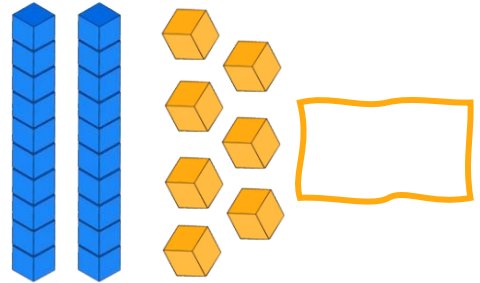
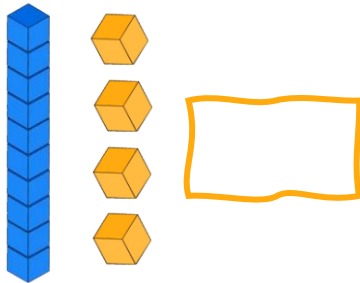




# Adding without regrouping: place value blocks and rocks

Write the number shown in base ten blocks.

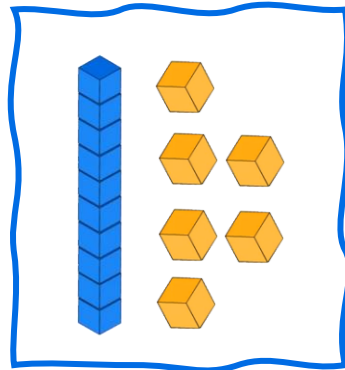


Draw the number shown using base ten blocks.




Example


16 →



31 →



72 →



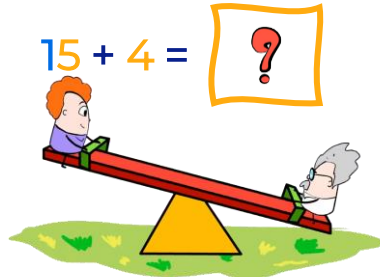
Visit us for much more at [mightyowl.com](https://mightyowl.com)








# Adding without regrouping: place value blocks and rocks

Solve the equation using the two place value charts using numbers and drawing tens and ones

Example



tens	ones
1	5
+	4
1	9

tens	ones
	
+	
	

$23 + 25 = \square$

tens	ones
+	

tens	ones
+	

$55 + 30 = \square$

tens	ones
+	

tens	ones
+	

$34 + 23 = \square$

tens	ones
+	

tens	ones
+	

$54 + 33 = \square$

tens	ones
+	

tens	ones
+	

Visit us for much more at [mightyowl.com](https://mightyowl.com)



## Adding without regrouping: place value blocks and rocks

$$66 + 32 = \square$$

tens	ones
+	

tens	ones
+	

$$55 + 34 = \square$$

tens	ones
+	

tens	ones
+	

$$77 + 21 = \square$$

tens	ones
+	

tens	ones
+	

$$23 + 45 = \square$$

tens	ones
+	

tens	ones
+	

$$43 + 44 = \square$$

tens	ones
+	

tens	ones
+	

$$44 + 55 = \square$$

tens	ones
+	

tens	ones
+	

Visit us for much more at [mightyowl.com](https://mightyowl.com)