

VidaPlank Oak Collection Technical Data Sheet

Our hero range, VidaPlank embodies our philosophy that colour comes first. Where a vision becomes reality, VidaPlank is completely tailorable to achieve your perfect floor.

- FSC Certified - Only harvested from sustainably managed forests and approved for use in Greenstar® buildings.
- Design Freedom - The collection offers ultimate freedom in design with over 400 combinations of colours, grades, patterns and sizes.
- Platinum UV Oil Finish - patch-repairable finish provides exceptional durability whilst maintaining a natural appearance
- Warranty - supported by 5 year commercial / 20 year residential / lifetime structural warranty.
- E3/AS1 - NZWTA independently tested to ISO4760:2022 and are approved for use in kitchens, laundries, and powder rooms.

Colours



Stratus



Pumice



Sandstone




Mudbrick




Dawn




Mist




Haze




Slate



Equinox



Peat



Obsidian

Grading Criteria



Select/Classic Grade



Character Grade



Rustic Grade

Select Grade

Select grade will typically have a mix of almost prime boards with other planks which have more knots. Slightly larger knots are allowed in this grade. Heartwood and colour variation in the timber should be expected and there may be some checks (cracks across the growth ring), sapwood and filler. The colour of the filler is carefully selected to complement the wood rather than to match it exactly and it may vary from batch to batch.

Character Grade

Typically, character grade will include both heartwood and sapwood and allows a wider range of colour variation. Knots are larger and you should expect checks (cracks across the growth ring). Filler will be used, the colour of which is carefully selected to complement the wood rather than to match it exactly, and it may vary from batch to batch.

Rustic Grade

Known as either natural or rustic grade this allows a virtually limitless size and number of knots. Heartwood will be used, there will be colour variation, sapwood and filler; you should expect checks (cracks across the growth ring) and possibly some end shake (cracks between the rings). The colour of the fill is carefully selected to complement the wood rather than to match it exactly and it may vary from batch to batch.

NB: The product grading criteria is an approximation. Please ask for details.

Installation Methods

Glue Down	Yes (Recommended)
Floated on Underlay	No
Over Underfloor Heating	Yes (Please see our underfloor heating guidelines)
Wet Areas	Suitable in Kitchens, Laundries, & Toilet Rooms
Suitable Applications	Flooring, Walls & Ceilings

Recommended Installation Accessories

VidaSpace Wood Floor Adhesive	Stocked
HW250036 Marldon Rapid DPM 4 Litre	Stocked
HW150097 Strata Acoustic Underlay 3mm	Stocked
HW150090 Strata Acoustic Underlay 5mm	Stocked

Recommended Cleaning Accessories

HW950112 Marldon Advanced Cleaning Mop	Stocked
HW950059 Marldon Cleancare	Stocked
HW950058 Marldon Liquidwax Care Clear	Stocked

MasterSpec



Work Section
Link

6312VS VidaSpace Timber Overlay Flooring System
masterspec.co.nz

Product Details

120 x 580mm
Herringbone

180 x 2400mm
Plank

Board

Construction

Engineered

Species

European Oak

Backing

WBP Birch Plywood

Profile

Tongue & Groove

Grading

Available in Select. Character & Rustic

Thickness

16mm

Wear Layer

4mm

Technical

Origin

Europe

Responsible Certification

FSC® Certified - SGS HK-COC-510010

Janka Hardness Rating

1,120 lbf (4,890N)

Formaldehyde Emissions

E1 (EN717-1)

Pentachlorophenol Emission

< 5 ppm

ISTIS Slip Testing AS/NZS 4586 Dry Test

Classification F, Mean COF 0.85

AS/NZS 4586 Wet Test

Classification X, Pendulum Mean 40 BPN

European reaction to fire classification

Cfl-s1 (EN13501-1)

Reaction to fire - Floors

3.3kW/m2 Critical Radiant Flux (CRF)

Reaction to fire - Walls & Ceilings

Group 3 - To achieve Group 1-s fire rating apply an intumescent coating.

Thermal conductivity

0.13 W/m K (EN 12664)

Box

Pack Size

1.392m2

1.94m2 | 2.29m2 | 2.59m2

Weight

Finish

Bevel

Max +/- 1.5 mm

-

Long Sides

Type

Platinum UV Oiled

Platinum UV Oiled

Gloss

Warranty

Residential Wear Resistance

25 Years

Commercial Wear Resistance

5 Years

Structural

Lifetime

Stocked Product
Codes

Stratus

Select Grade

Brushed & Limed

VS6173-ST

VS6113-ST

Pumice

Select Grade

Sanded & Limed

VS6173-PU

VS6113-PU

Sandstone

Character Grade

Sanded

VS6173-SA

VS6112-SA

Mudbrick

Character Grade

Brushed

VS6173-MU

VS6112-MU

Dawn

Character Grade

Brushed

VS6173-DA

VS6112-DA

Mist

Character Grade

Brushed

VS6173-HA

VS6112-MI

Haze

Character Grade

Brushed & Smoked

VS6173-HA

VS6112-HA

Slate

Character Grade

Brushed

VS6173-EQ

VS6112-SL

Equinox

Character Grade

Sanded

VS6173-EQ

VS6112-EQ

Peat

Character Grade

Brushed

VS6173-PE

VS6112-PE

Obsidian

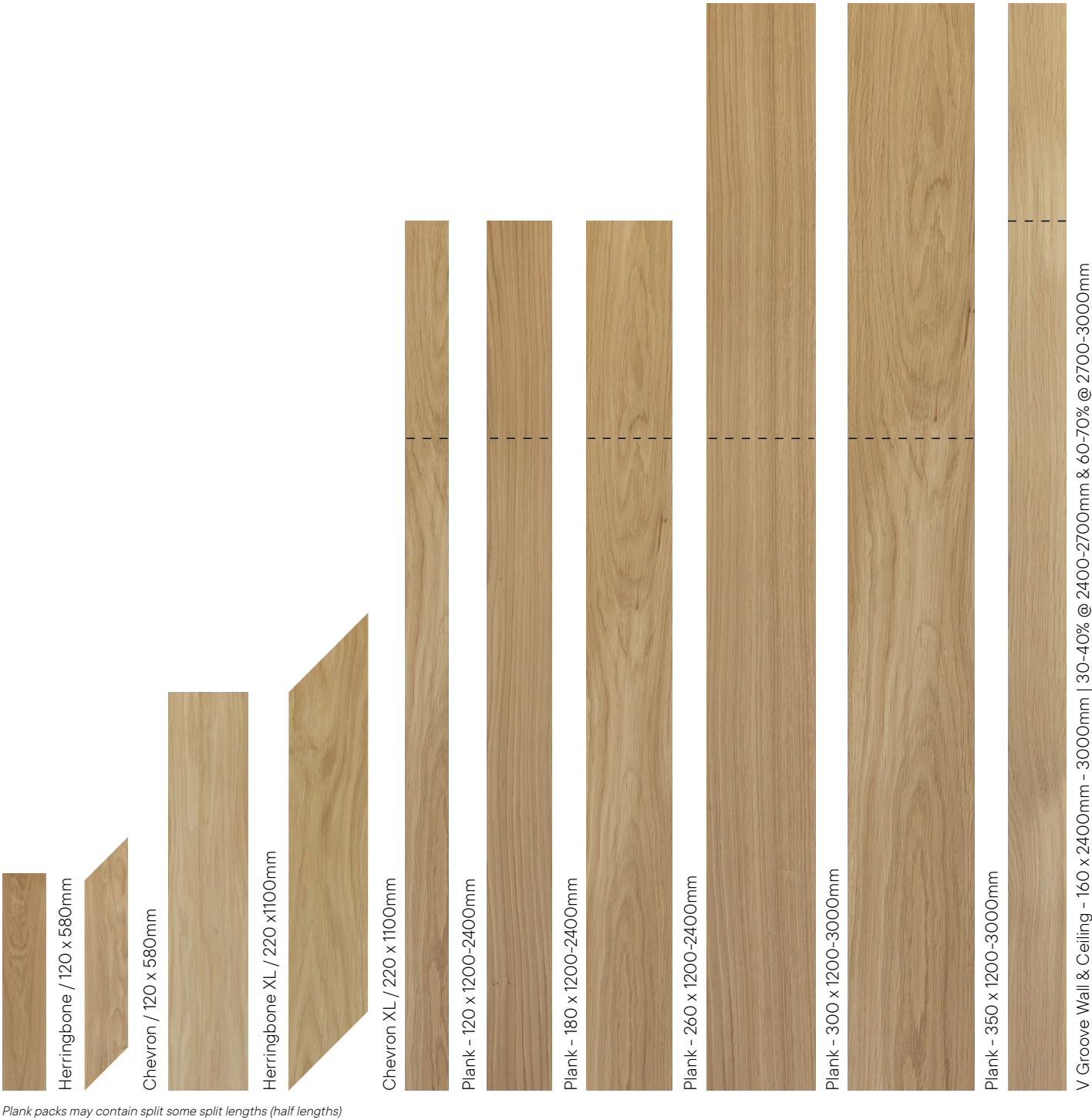
Character Grade

Brushed


VS6173-OB

VS6112-OB

VidaPlank Bespoke Sizes



VidaPlank Accessories



2400mm Solid Stair Nosing




Touch-up Repair Stains

Floor Build-up System Guides

Combining high performance products with low environmental impact and delivering quality without compromise, our products overcome build challenges, saving time and speeding up your build. Simply make your selection from the options below and you'll receive full details of the complete sub-floor build-up you need to support your project.

Timber or Chipboard Subfloor Systems



VS103 Gluing timber floor over a timber subfloor


[Download](#)



VS104 Gluing timber floor over a timber subfloor with Strata underlay


[Download](#)

Concrete Subfloor Systems




VS203 Gluing timber floor over concrete subfloor with underfloor heating

[Download](#)




VS204 Gluing Mosaic/Herringbone timber floor over concrete subfloor

[Download](#)



VS206 Gluing timber floor over concrete subfloor with underfloor heating

[Download](#)




VS207 Gluing timber floor over a concrete subfloor using Strata underlay

[Download](#)




VS208 Gluing timber floor over a concrete subfloor using MXS120 Primer

[Download](#)



VS209 Gluing timber floor over damp concrete subfloor using DPM

[Download](#)



VS210 Gluing timber floor over concrete subfloor with underfloor heating

[Download](#)



VS211 Gluing timber floor over concrete subfloor using DPM & Strata

[Download](#)

Sustainability & Provenance

To back our commitment to sustainable sourcing we have the following independent certification systems to verify they come from sustainably managed forests and sustainable methods are used. The following Certifications apply to a lot of our products, this detail will be found on the first page of our product datasheets. Any queries please get in touch.

Our FSC® and CoC certification gives specifiers, clients and end users assurance of the legality and legitimacy of our FSC timber supply and compliance with government procurement regulations. It demonstrates that we meet the strict tracking requirements for FSC timber products, and that our products come from well-managed forests. The global FSC® certificate database contains information on both Forest Management and Chain of Custody certificates. Our certificate code is SGSHK-COC-510010. Parky is FSC Certified on request.

E3/AS1 Amendment 7 Information

Timber flooring now needs to be submitted as an Alternative Solution, not an Acceptable Solution for use in kitchens and laundries when a building consent is required. This is a simple process and we are here to support architects and designers with the correct supporting documentation to assist in getting timber floors consented in kitchen and laundry areas.

When installing timber flooring in kitchens, laundries, powder rooms or any space that has sanitary fixtures or sanitary appliances and the build/renovation requires a building consent, to help create an impervious surface, please ensure the following are done:

- Apply a water resistant adhesive such as Marldon D3 PVA (or similar) to all joins of the planks 1.5m out from sanitary fixtures
- Once installation is complete, a flexible waterproof sealant (suitable for wood flooring installations) applied around the perimeter of the floor at least 1.5m out from sanitary fixtures

Note: sanitary fixtures and appliances now include kitchen sinks, dishwashers and washing machines

For further information regarding this refer to www.vidaspace.co.nz/changes-to-e3-as1-acceptable-solutions-timber-in-kitchens/ or get in touch at info@vidaspace.co.nz or 0800 119 388

Installation

We have over 15 floor build up guides so you can select the most fit for purpose installation method of your timber floor. See link to full range of options here www.vidaspace.co.nz/information/flooring-build-up-guides/. Contact one of our timber floor consultants to get assistance on selecting the best installation method. We supply the full range of installation accessories that are shown in the floor build up models. www.vidaspace.co.nz/contact-information/. We recommend all timber floors are installed by an experienced timber floor installer, please see our trusted installers list here www.vidaspace.co.nz/trusted-installer-network/.

Care & Maintenance

Protect the future of your investment with the correct cleaning and maintenance regime. Residential and Commercial spaces will require different levels of care & maintenance. See link to our timber floor Care & Maintenance Guides – <https://www.vidaspace.co.nz/downloads-resources#Care-Maintenance>. Any questions? Get in touch with our timber consultants for advice – www.vidaspace.co.nz/contact/.

Warranty

All VidaSpace products must be installed by a competent installer/contractor who has the necessary skills and experience and can take individual site circumstances into account. VidaSpace warranty will apply only to projects which have been installed, handled and maintained to industry best practice and New Zealand Building Code requirements. It is the responsibility of the specifier to determine the product is suitable and compliant for the application. To view a copy of the full warranty, please contact our team. Download Online

Technical Support

Further information and technical support is available by contacting VidaSpace on 0800 119 388.

© This technical data sheet was written by VidaSpace Limited, 20 Roe St, Levin, 5571, New Zealand and updated in July 2023. Please ensure that you are using the latest publication by contacting VidaSpace or downloading the latest Technical Data Sheet from the product page on www.vidaspace.co.nz. At the time of writing and publication of the sheet, all information is specified correctly. The company reserves the right to change the specifications of this product at any time without prior notice to third parties. The photographs used in this sheet are intended only as illustrations. No rights can be derived from them.

01-July-2023/NZ