


The Italian Collection Technical Data Sheet


Inspired by the intricate floors of Italy, this collection of narrower, thinner planks, chevron, and herringbone blocks provide more flexibility for laying in complex patterns, or mixing with tiles and other materials.

- Smoked Finishes
- Matching Parquet
- UV Oil & Lacquer Finishes
- Suitable for Underfloor Heating
- 10 Year Commercial / 20 Year Residential Warranty
- Made in Europe. Stocked in New Zealand
- Tested for E3/AS1 Requirements


Colours




Pallido Plank




Pallido Herringbone




Pallido Chevron




Bronzo Plank




Bronzo Herringbone




Bronzo Chevron




Notte Plank




Notte Herringbone




Notte Chevron



Grande Plank




Grande Herringbone



Grande Chevron

Grading Criteria



Select/Classic Grade

Known as either select or classic grade, typically this will have a mix of almost prime boards with other planks which have more knots. Slightly larger knots are allowed in this grade. Heartwood and colour variation in the timber should be expected and there may be some checks (cracks across the growth ring), sapwood and filler. The colour of the filler is carefully selected to complement the wood rather than to match it exactly and it may vary from batch to batch.

NB: The product grading criteria is an approximation. Please ask for details.

Installation Methods

Glue Down	Yes
Nailed	No
Floated on Underlay	No
Over Underfloor Heating	Yes (Please see our underfloor heating guidelines)
Wet Areas	Suitable in Kitchens, Laundries, & Toilet Rooms
Suitable Applications	Flooring, Walls & Ceilings

Recommended Installation Accessories

VidaSpace Wood Floor Adhesive	Stocked
HW250036 Marldon Rapid DPM 4 Litre	Stocked
HW150097 Strata Acoustic Underlay 3mm	Stocked
HW150090 Strata Acoustic Underlay 5mm	Stocked
HW650011 Marldon D3 PVA Adhesive 1L	Stocked

Recommended Cleaning Accessories

HW950112 Marldon Advanced Cleaning Mop	Stocked
HW950115 Marldon Multicleaner - Lacquered	Stocked
HW950059 Marldon Cleancare - Oiled	Stocked
HW950058 Marldon Liquidwax Care Clear - Oiled	Stocked




MasterSpec



Work Section
Link

6312VS VidaSpace Timber Overlay Flooring System
masterspec.co.nz


Product Details

				
		Plank	Herringbone	Chevron
Board	Construction	Engineered	Engineered	Engineered
	Species	European Oak	European Oak	European Oak
	Pattern	Plank	Herringbone	45° Chevron
	Grading	Select	Select	Select
	Backing	Spruce Plywood	Spruce Plywood	Spruce Plywood
	Dimensions	800-1400 × 120mm	490 x 70mm	610 x 90mm
	Thickness	10mm	11mm	10mm
	Wear Layer	3.7 mm	3.7mm	3.7mm
	Click System	Tongue & Groove	Tongue & Groove	Tongue & Groove
	Pack Size	1. 2 - 1.4m ²	4.12m ²	4.4m ²
Finish	Edge Profile	Bevelled Edge	Square	Bevelled Edge
	Finish	UV Oil or Lacquer	UV Oil or Lacquer	UV Oil or Lacquer
	Structure	Brushed	Brushed	Brushed
	Smoking Process (Bronzo, Notte & Grande)	Thermo or Fumed	Thermo or Fumed	Thermo or Fumed
Warranty	Residential	20 Years	20 Years	20 Years
	Commercial	10 Years	10 Years	10 Years
Technical Data	Origin	Europe	Europe	Europe
	Responsible certification	FSC® certified FSC C129187	FSC® certified FSC C129187	FSC® certified FSC C129187
	Janka Hardness Rating	1,120 lbf (4,890N)	1,120 lbf (4,890N)	1,120 lbf (4,890N)
	Underfloor heating	ok	ok	ok
	Thermal Conductivity	EN 12664 0.19 W/m K	EN 12664 0.19 W/m K	EN 12664 0.19 W/m K
	Recycling	ok	ok	ok
	Formaldehyde emission	EN717-1 Class E1 (<0.13 ppm)	EN717-1 Class E1 (<0.13 ppm)	EN717-1 Class E1 (<0.13 ppm)
	PCP Emissions (pentachlorophenol)	CEN/TR 14823 < 5 ppm (PCP free)	CEN/TR 14823 < 5 ppm (PCP free)	CEN/TR 14823 < 5 ppm (PCP free)
	European reaction to fire classification	EN 13501 - Dfl-s1	EN 13501 - Dfl-s1	EN 13501 - Cfl-s1
	Reaction to fire - Floors (CRF)	4.1kW/m2	4.1kW/m2	4.1kW/m2
	Reaction to fire - Walls & Ceilings	Group 3 - To achieve Group 1-s fire rating apply an intumescent coating.	Group 3 - To achieve Group 1-s fire rating apply an intumescent coating.	Group 3 - To achieve Group 1-s fire rating apply an intumescent coating.
	Slip Testing	CEN/TS15676 55(dry)/32(wet) PTV/SRV	CEN/TS15676 55(dry)/32(wet) PTV/SRV	CEN/TS15676 55(dry)/32(wet) PTV/SRV
Product Codes	Pallido	HW16402	HW16002	HW16604
	Bronzo (Thermo)	HW16406	HW16006	HW16606
	Notte (Fumed)	HW16407	HW16007	HW16602
	Grande (UV Oiled & Fumed)	HW16410	HW16010	HW16610

Floor Build-up System Guides

Combining high performance products with low environmental impact and delivering quality without compromise, our products overcome build challenges, saving time and speeding up your build. Simply make your selection from the options below and you'll receive full details of the complete sub-floor build-up you need to support your project.

Timber or Chipboard Subfloor Systems



VS103 Gluing timber floor over a timber subfloor


[Download](#)



VS104 Gluing timber floor over a timber subfloor with Strata underlay


[Download](#)

Concrete Subfloor Systems




VS203 Gluing timber floor over concrete subfloor with underfloor heating

[Download](#)




VS204 Gluing Mosaic/Herringbone timber floor over concrete subfloor

[Download](#)



VS206 Gluing timber floor over concrete subfloor with underfloor heating

[Download](#)




VS207 Gluing timber floor over a concrete subfloor using Strata underlay

[Download](#)




VS208 Gluing timber floor over a concrete subfloor using MXS120 Primer

[Download](#)




VS209 Gluing timber floor over damp concrete subfloor using DPM

[Download](#)



VS210 Gluing timber floor over concrete subfloor with underfloor heating

[Download](#)



VS211 Gluing timber floor over concrete subfloor using DPM & Strata

[Download](#)

Sustainability & Provenance

To back our commitment to sustainable sourcing we have the following independent certification systems to verify they come from sustainably managed forests and sustainable methods are used. The following Certifications apply to a lot of our products, this detail will be found on the first page of our product datasheets. Any queries please get in touch.

Our FSC® and CoC certification gives specifiers, clients and end users assurance of the legality and legitimacy of our FSC timber supply and compliance with government procurement regulations. It demonstrates that we meet the strict tracking requirements for FSC timber products, and that our products come from well-managed forests. The global FSC® certificate database contains information on both Forest Management and Chain of Custody certificates. Our certificate code is SGSHK-COC-510010. Parky is FSC Certified on request.

E3/AS1 Amendment 7 Information

Timber flooring now needs to be submitted as an Alternative Solution, not an Acceptable Solution for use in kitchens and laundries when a building consent is required. This is a simple process and we are here to support architects and designers with the correct supporting documentation to assist in getting timber floors consented in kitchen and laundry areas.

When installing timber flooring in kitchens, laundries, powder rooms or any space that has sanitary fixtures or sanitary appliances and the build/renovation requires a building consent, to help create an impervious surface, please ensure the following are done:

- Apply a water resistant adhesive such as Marldon D3 PVA (or similar) to all joins of the planks 1.5m out from sanitary fixtures
- Once installation is complete, a flexible waterproof sealant (suitable for wood flooring installations) applied around the perimeter of the floor at least 1.5m out from sanitary fixtures

Note: sanitary fixtures and appliances now include kitchen sinks, dishwashers and washing machines

For further information regarding this refer to www.vidaspace.co.nz/changes-to-e3-as1-acceptable-solutions-timber-in-kitchens/ or get in touch at info@vidaspace.co.nz or 0800 119 388

Installation

We have over 15 floor build up guides so you can select the most fit for purpose installation method of your timber floor. See link to full range of options here www.vidaspace.co.nz/information/flooring-build-up-guides/. Contact one of our timber floor consultants to get assistance on selecting the best installation method. We supply the full range of installation accessories that are shown in the floor build up models. www.vidaspace.co.nz/contact-information/. We recommend all timber floors are installed by an experienced timber floor installer, please see our trusted installers list here www.vidaspace.co.nz/trusted-installer-network/.

Care & Maintenance

Protect the future of your investment with the correct cleaning and maintenance regime. Residential and Commercial spaces will require different levels of care & maintenance. See link to our timber floor Care & Maintenance Guides– <https://www.vidaspace.co.nz/downloads-resources#Care-Maintenance>. Any questions? Get in touch with our timber consultants for advice – www.vidaspace.co.nz/contact/.

Warranty

All VidaSpace products must be installed by a competent installer/contractor who has the necessary skills and experience and can take individual site circumstances into account. VidaSpace warranty will apply only to projects which have been installed, handled and maintained to industry best practice and New Zealand Building Code requirements. It is the responsibility of the specifier to determine the product is suitable and compliant for the application. To view a copy of the full warranty, please contact our team. Download Online

Technical Support

Further information and technical support is available by contacting VidaSpace on 0800 119 388.

© This technical data sheet was written by VidaSpace Limited, 20 Roe St, Levin, 5571, New Zealand and updated in July 2023. Please ensure that you are using the latest publication by contacting VidaSpace or downloading the latest Technical Data Sheet from the product page on www.vidaspace.co.nz. At the time of writing and publication of the sheet, all information is specified correctly. The company reserves the right to change the specifications of this product at any time without prior notice to third parties. The photographs used in this sheet are intended only as illustrations. No rights can be derived from them.

01-July-2023/NZ