



# 1 Person Clearlight® Essential Far Infrared Sauna | CE-1

FAR INFRARED SAUNA

- True Wave Carbon/Ceramic Far Infrared Heaters
- Grade-A Eco-certified Nordic Spruce
- Touchpad control (inside and outside)
- Bluetooth/AUX Connectivity\*
- Built-in Stereo Speakers
- Standard Chromotherapy with 15 LED / 6 Colours
- Flat bench



**Far Infrared Heat**  
Utilises far-infrared heat which deeply penetrates the body for maximum benefits



**Standard Chromotherapy**  
Comes with standard grade Chromotherapy (15 LEDs/6 colours)



**Low EMF**  
Our True Wave™ heaters are the only infrared heaters with virtually no EMF



**Built in Stereo Speakers**  
High quality stereo speakers make for an enhanced audio experience.



**Eco-certified Wood Construction**  
Eco-certified Grade “A” Clear Western Red Canadian Cedar



**Underfloor Heater**  
Exclusive underfloor infrared heating to enhance your sauna session

## Features

**Innovative Heating technology**  
Exclusively utilising our patent-pending True Wave™ heaters - an innovative fusion of carbon and ceramic, providing optimal, efficient, and safe therapeutic heat.

**Heater upgrade available**  
The Clearlight® Premier Sauna has the ability to upgrade from Far Infrared to Full Spectrum with the addition of the True Wave™ Full Spectrum Heaters, which provide our highest output heat source, producing near, mid and far infrared wavelengths all at once.

**360° Infrared Heat**  
Our saunas have heaters on the front wall, back wall, side walls and underneath the bench, heating your body from every direction, which targets your core, rather than just heating the sauna cabin air.

**Traditional Sauna Design**  
The Clearlight® Premier range takes a traditional approach to design, all whilst incorporating cutting-edge technologies to bring this ancient wellness practice into the 21st century, with far-infrared heating and EMF shielding technology.

\* For Residential customers only. Warranty on Commercial saunas are 5 years.  
\*\* Extra charges for very remote or difficult to access locations



# Clearlight<sup>®</sup>

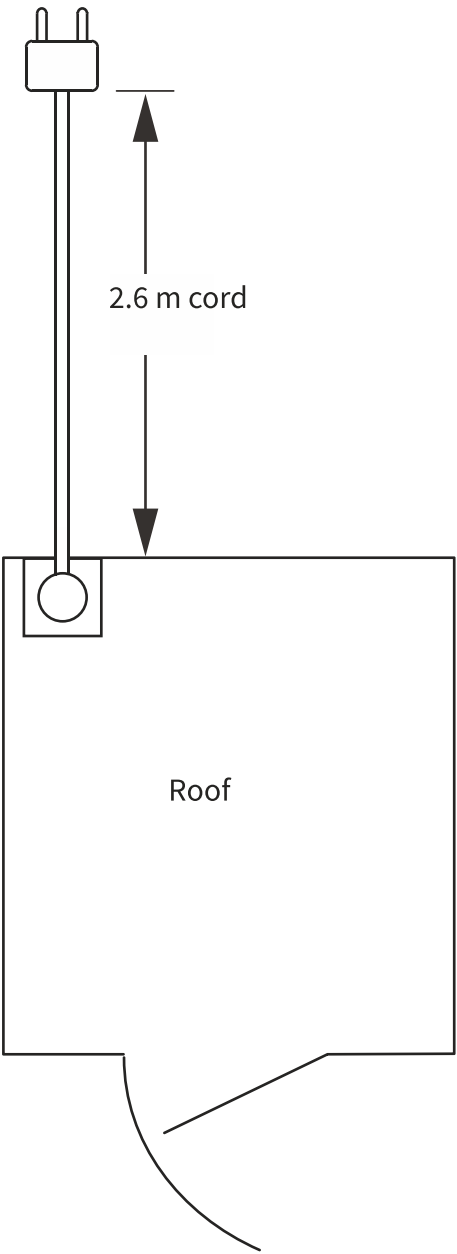
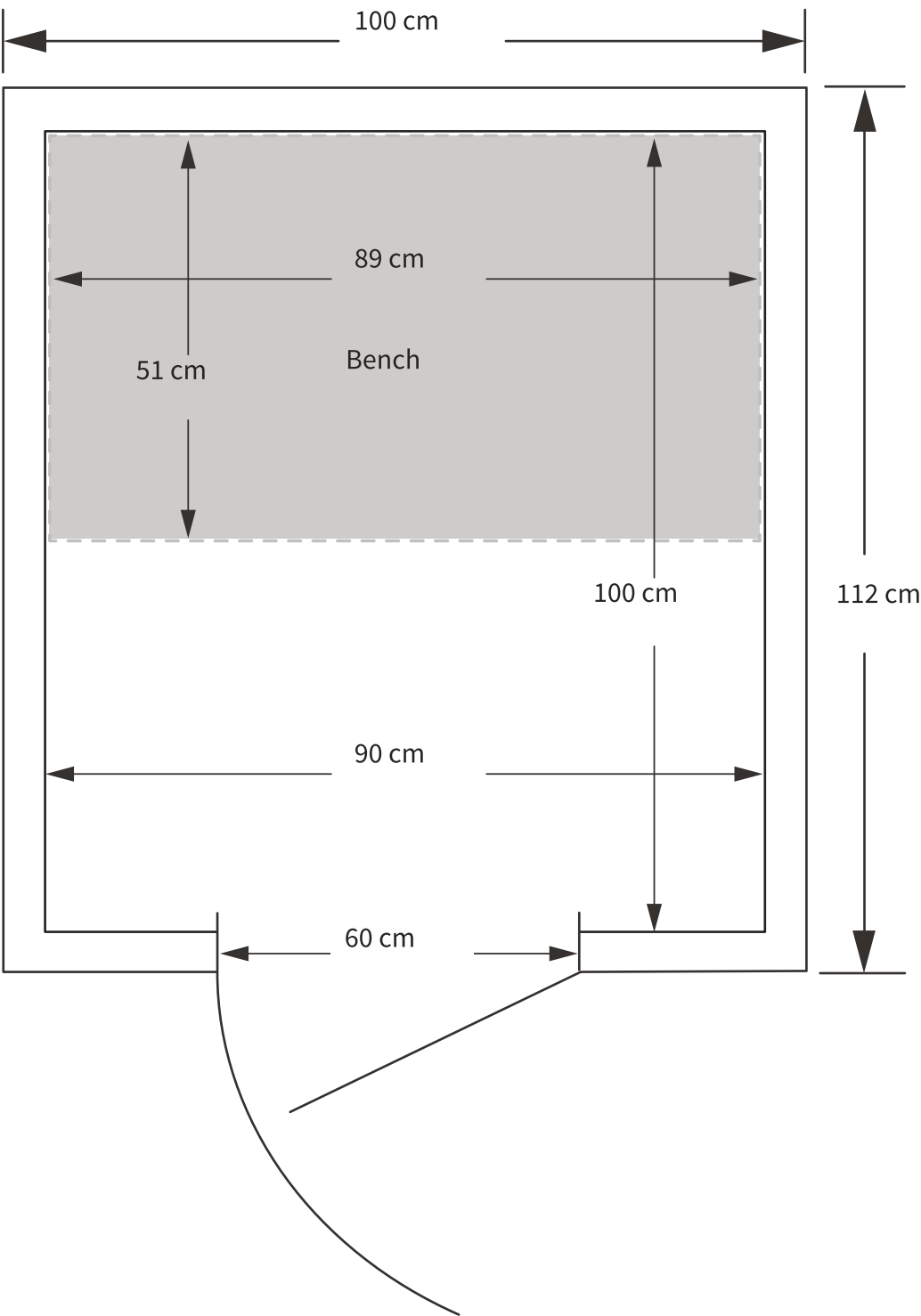
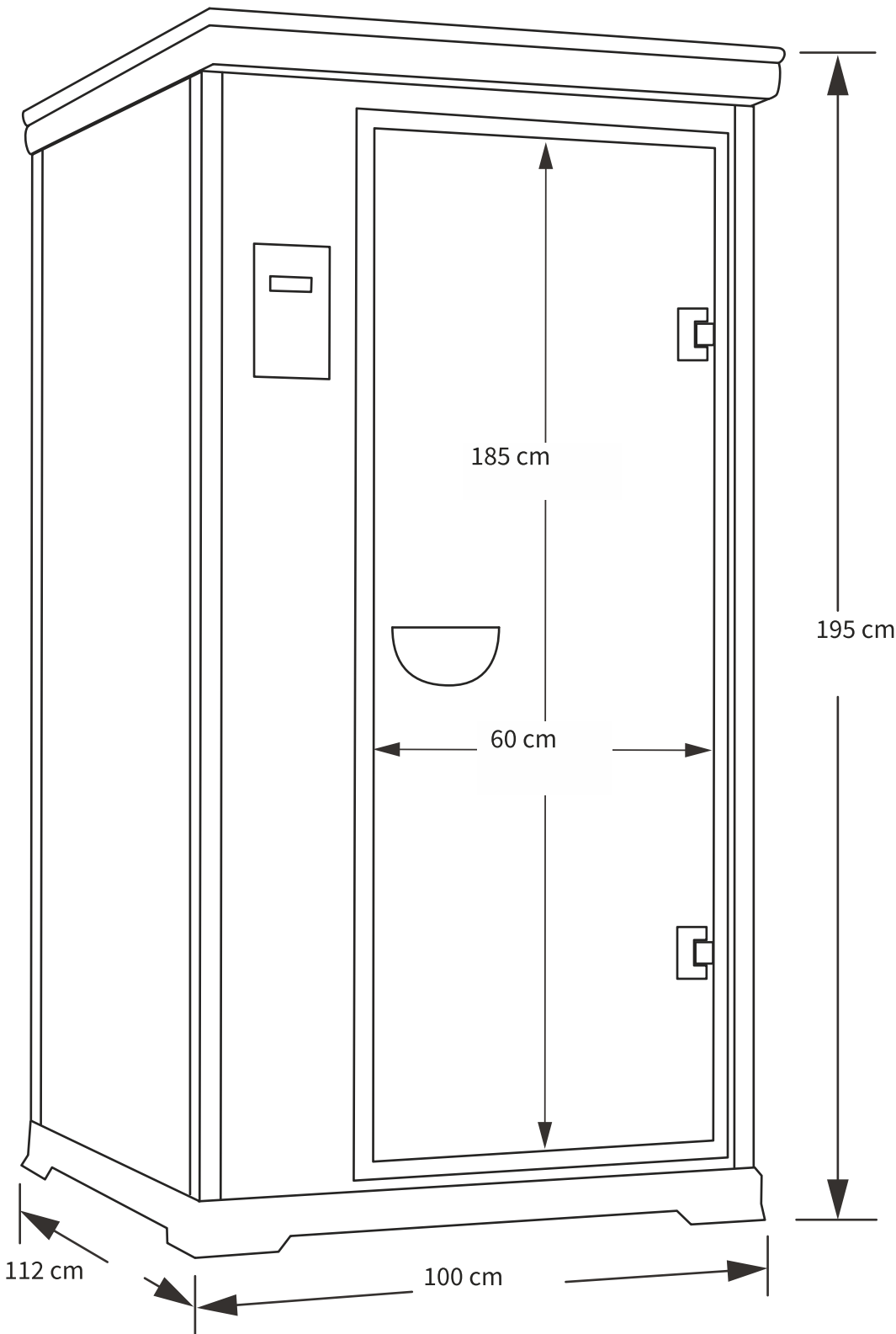
## 1 Person Clearlight<sup>®</sup> Essential Far Infrared Sauna | CE-1





Clearlight<sup>®</sup>

1 Person Clearlight<sup>®</sup> Essential  
Far Infrared Sauna | CE-1



Specifications | CE-1

|                           |   |            |          |        |        |
|---------------------------|---|------------|----------|--------|--------|
| Dimensions & Weight       | INTERIOR  |            | EXTERIOR |        | WEIGHT |
|                           | Width   | 90 cm      | Width    | 100 cm |        |
|                           | Depth   | 100 cm     | Depth    | 112 cm |        |
|                           | Height  | 183 cm     | Height   | 195 cm |        |
|                           | Bench   | 84 x 51 cm |          |        |        |
| Installation Requirements | Allow 50mm clearance at the rear and sides of your sauna.<br>Allow min 300mm above the roof of your sauna.  |            |          |        |        |
|                           | Ensure access to the powerpoint at all times, to allow for hard reset. We recommend installing the powerpoint at the roof level of your sauna.  |            |          |        |        |
|                           | Note: It is possible to install your sauna in smaller spaces, however this may impede access for repairs and maintenance. Your sauna warranty does not cover costs related to gaining access for repairs.   |            |          |        |        |
| Heaters                   | True Wave™ Carbon & Ceramic Low EMF/ELF Heaters:<br>Far Infrared heaters on the back wall, side walls, under the bench and in the floor.  |            |          |        |        |
| Power & Electrical Specs  | 230 V<br>1,410 W<br>6 A<br>The sauna comes with a Type F plug used commonly throughout Europe.<br>Output of standard household sockets can vary between 13A and 16A. Please consult an electrician if you are unsure about the electrical output of the sockets in your home.   |            |          |        |        |
| Design                    | Eco Certified Grade “A” Nordic Spruce<br>Zero volatile organic compounds<br>6mm tempered safety glass door and window<br>Double wall tongue and groove construction   |            |          |        |        |
| Warranty                  | Your Clearlight® sauna comes with another exclusive – the Clearlight Infrared® Saunas Lifetime Warranty for residential use.<br><br>For legal reasons we have to call it a limited lifetime warranty. Why limited? We cover parts and shipping for the entire lifetime, however labour is not included for a lifetime. We do however provide the parts and pay for shipping, and we will also provide instructions on how to resolve possibly issues with your sauna. |            |          |        |        |