

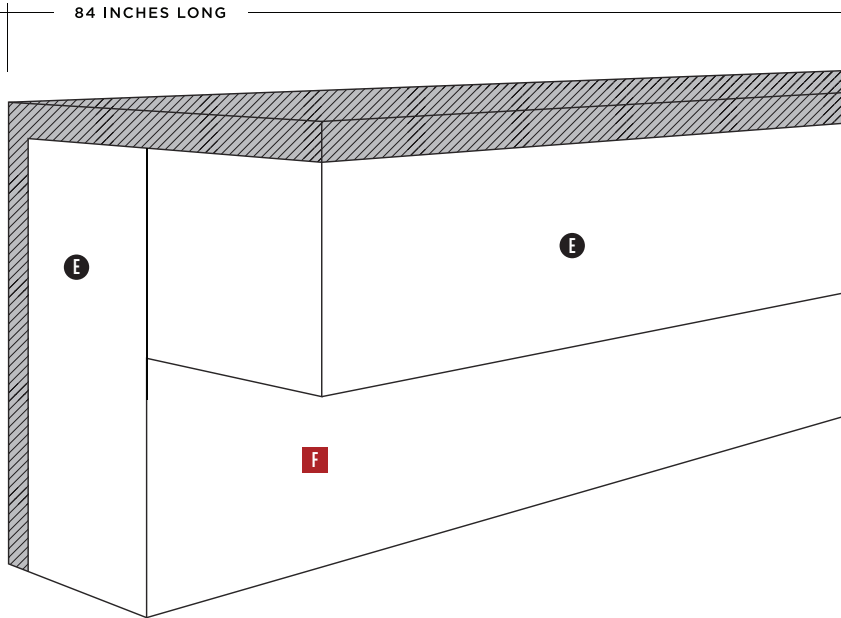
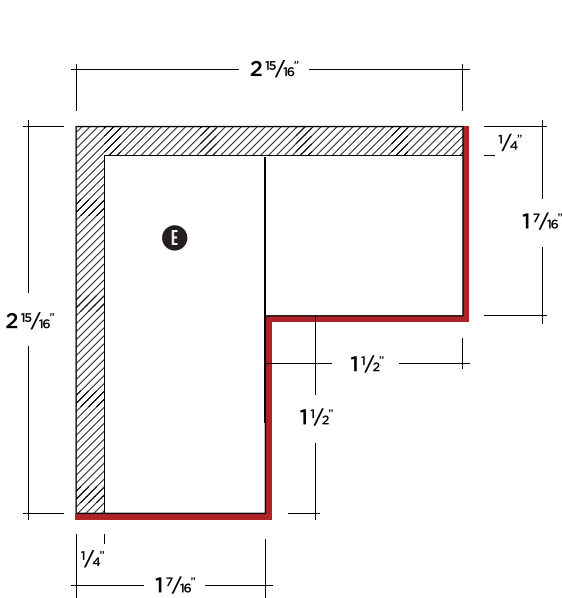
Inceptiv  
Celestio  
Celestio Legno

# INTERIOR CORNER



*new dimension of elegance*

Duchateau offers a complete line of color-matched mouldings to transition and frame your luxury wall panels.



\* Weight, coverage and dimensions may vary depending on finish and the natural expansion and contraction of wood.

#### Product Sample Disclaimer

Created to be a one-of-a-kind piece of nature's artistry, each and every Duchateau wood product carries distinct variations in finish, patina, texture, grain and overall character that create the unique diversity and natural elegance of our wall coverings. It is virtually impossible to capture - in a small sample - the entire range of color variation and character that will be present in the wall covering you will receive. To better understand the unique look of a Duchateau finished wall covering in your space, we recommend consulting your sales representative for more details.

#### Installation and Performance Disclaimer

Environmental conditions, such as exposure to light, and fluctuations in temperature and humidity, will greatly affect product performance from initial installation throughout its life. Refer to our website for installation guidelines or see your local sales representative for more information on proper steps and specific environmental conditions to successfully install, care for and ensure the lifelong performance of your wall covering.

**F** FINISHED SURFACE

**E** UNFINISHED EDGE

For more information, please contact us at 1-888-DUCHATEAU or visit [duchateau.com](http://duchateau.com)

DUCHATEAU

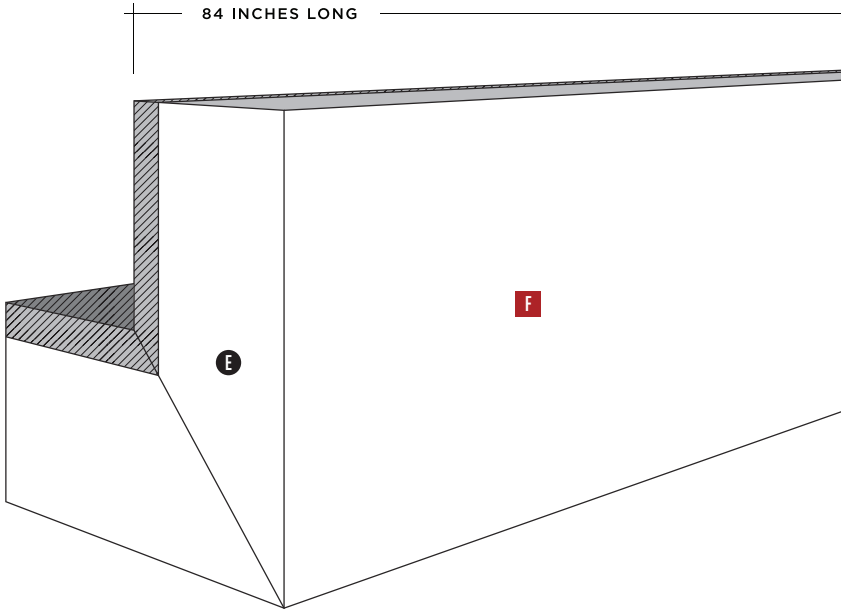
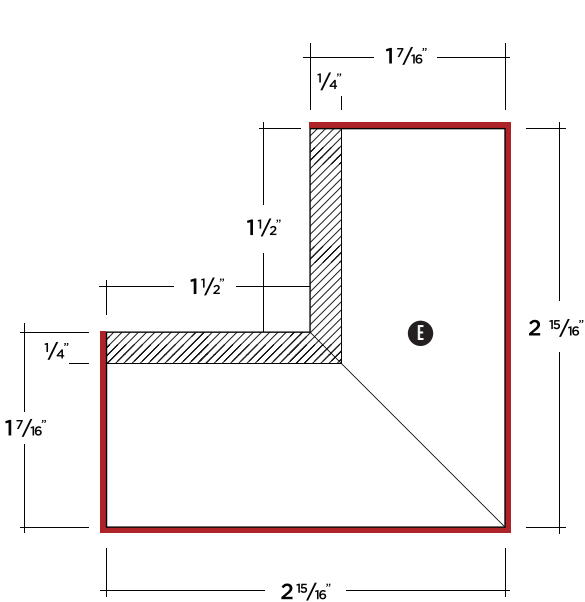
Inceptiv  
Celestio  
Celestio Legno

# EXTERIOR CORNER



*the new dimension of elegance*

Duchateau offers a complete line of color-matched mouldings to transition and frame your luxury wall panels.



\* Weight, coverage and dimensions may vary depending on finish and the natural expansion and contraction of wood.

## Product Sample Disclaimer

Created to be a one-of-a-kind piece of nature's artistry, each and every Duchateau wood product carries distinct variations in finish, patina, texture, grain and overall character that create the unique diversity and natural elegance of our wall coverings. It is virtually impossible to capture - in a small sample - the entire range of color variation and character that will be present in the wall covering you will receive. To better understand the unique look of a Duchateau finished wall covering in your space, we recommend consulting your sales representative for more details.

## Installation and Performance Disclaimer

Environmental conditions, such as exposure to light, and fluctuations in temperature and humidity, will greatly affect product performance from initial installation throughout its life. Refer to our website for installation guidelines or see your local sales representative for more information on proper steps and specific environmental conditions to successfully install, care for and ensure the lifelong performance of your wall covering.

**F** FINISHED SURFACE

**E** UNFINISHED EDGE

For more information, please contact us at 1-888-DUCHATEAU or visit [duchateau.com](http://duchateau.com)

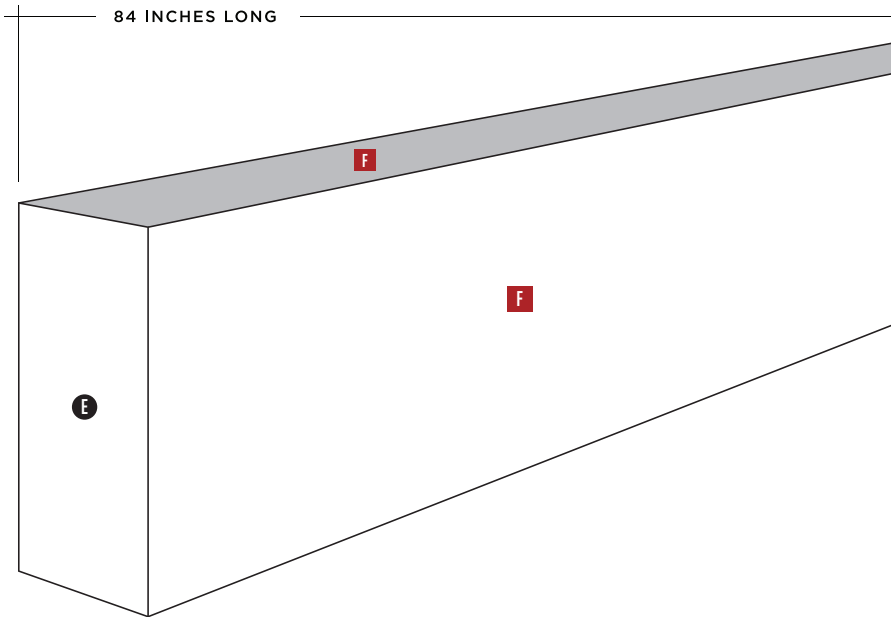
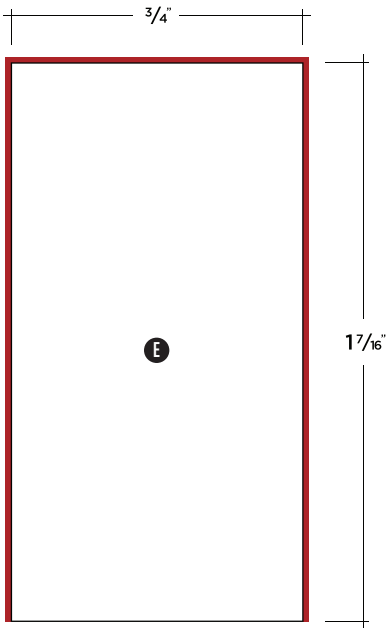
DUCHATEAU

# EDGE TRIM



*the new dimension of elegance*

Duchateau offers a complete line of color-matched mouldings to transition and frame your luxury wall panels.



\* Weight, coverage and dimensions may vary depending on finish and the natural expansion and contraction of wood.

**Product Sample Disclaimer**

Created to be a one-of-a-kind piece of nature's artistry, each and every Duchateau wood product carries distinct variations in finish, patina, texture, grain and overall character that create the unique diversity and natural elegance of our wall coverings. It is virtually impossible to capture – in a small sample – the entire range of color variation and character that will be present in the wall covering you will receive. To better understand the unique look of a Duchateau finished wall covering in your space, we recommend consulting your sales representative for more details.

**Installation and Performance Disclaimer**

Environmental conditions, such as exposure to light, and fluctuations in temperature and humidity, will greatly affect product performance from initial installation throughout its life. Refer to our website for installation guidelines or see your local sales representative for more information on proper steps and specific environmental conditions to successfully install, care for and ensure the lifelong performance of your wall covering.

**F FINISHED SURFACE**

**E UNFINISHED EDGE**

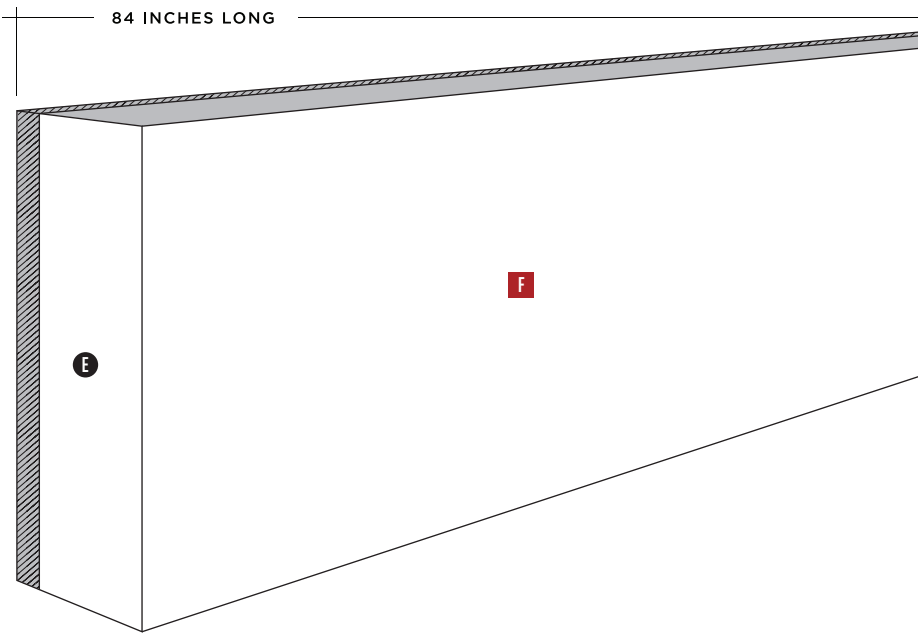
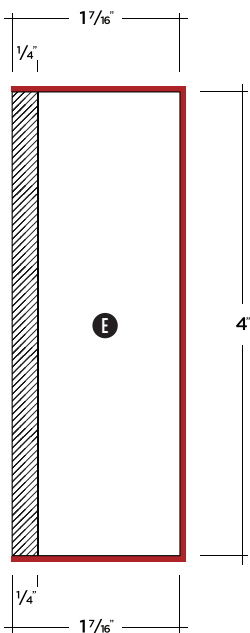
For more information, please contact us at 1-888-DUCHATEAU or visit [duchateau.com](http://duchateau.com)

# BASEBOARD



*the new dimension of elegance*

Duchateau offers a complete line of color-matched mouldings to transition and frame your luxury wall panels.



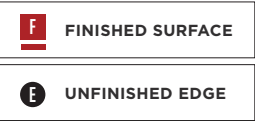
\* Weight, coverage and dimensions may vary depending on finish and the natural expansion and contraction of wood.

#### Product Sample Disclaimer

Created to be a one-of-a-kind piece of nature's artistry, each and every Duchateau wood product carries distinct variations in finish, patina, texture, grain and overall character that create the unique diversity and natural elegance of our wall coverings. It is virtually impossible to capture – in a small sample – the entire range of color variation and character that will be present in the wall covering you will receive. To better understand the unique look of a Duchateau finished wall covering in your space, we recommend consulting your sales representative for more details.

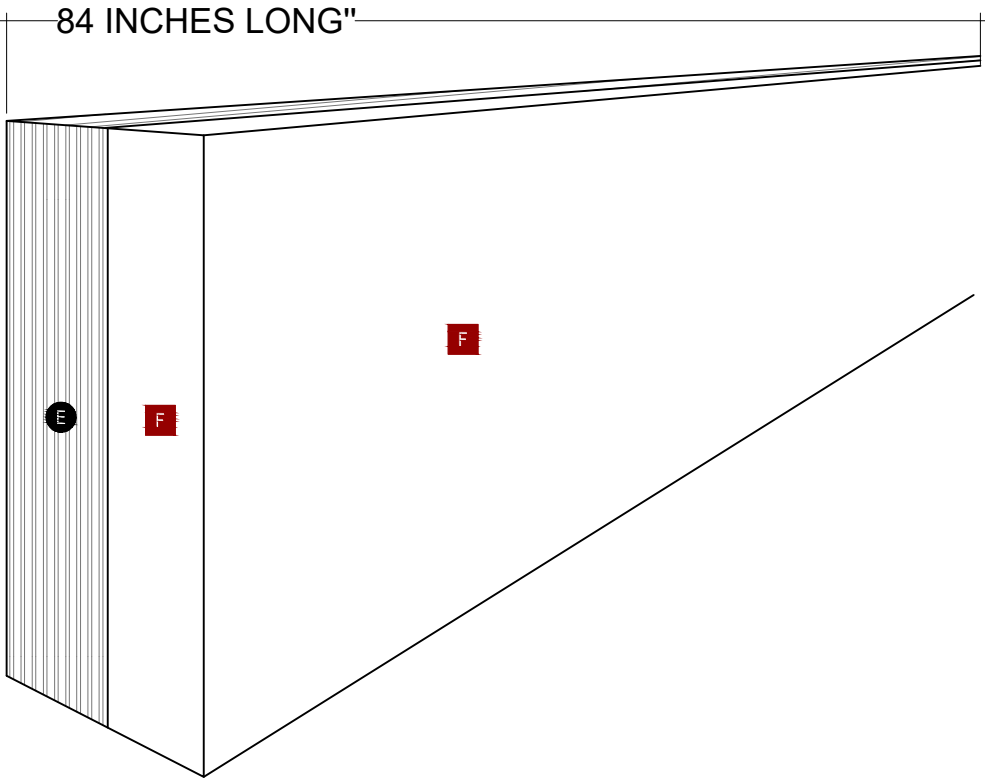
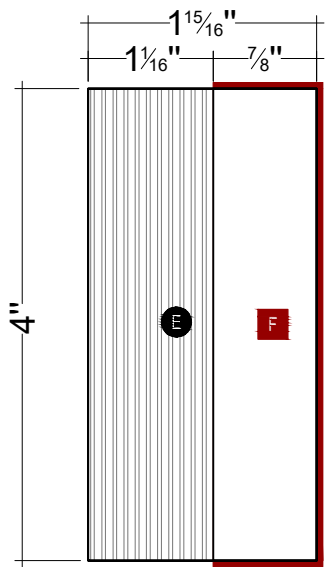
#### Installation and Performance Disclaimer

Environmental conditions, such as exposure to light, and fluctuations in temperature and humidity, will greatly affect product performance from initial installation throughout its life. Refer to our website for installation guidelines or see your local sales representative for more information on proper steps and specific environmental conditions to successfully install, care for and ensure the lifelong performance of your wall covering.



For more information, please contact us at 1-888-DUCHATEAU or visit [duchateau.com](http://duchateau.com)

# BASEBOARD



\* Weight, coverage and dimensions may vary depending on finish and the natural expansion and contraction of wood.



**DUCHATEAU**


**Product Sample Disclaimer**


Created to be a one-of-a-kind piece of nature's artistry, each and every Duchateau® wood product carries distinct variations in finish, patina, texture, grain and overall character that create the unique diversity and natural elegance of our wall coverings. It is virtually impossible to capture – in a small sample – the entire range of color variation and character that will be present in the wall covering you will receive. To better understand the unique look of a Duchateau finished wall covering in your space, we recommend consulting your sales representative for more details.

For more information, please contact us at 1-888-DUCHATEAU or visit [duchateau.com](http://duchateau.com)

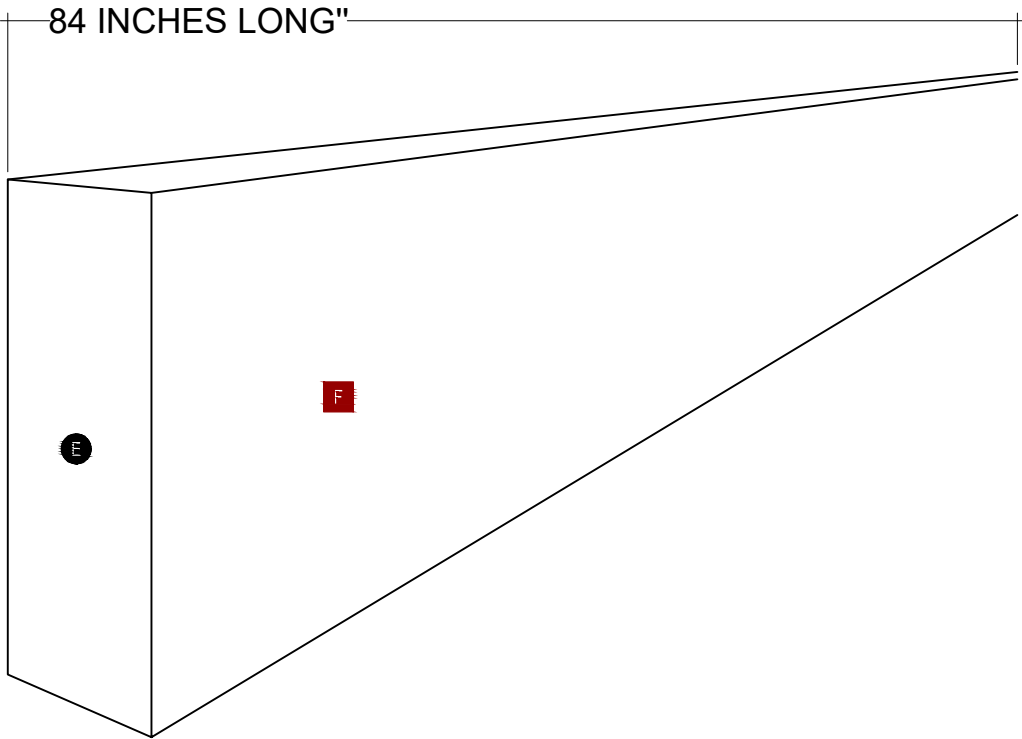
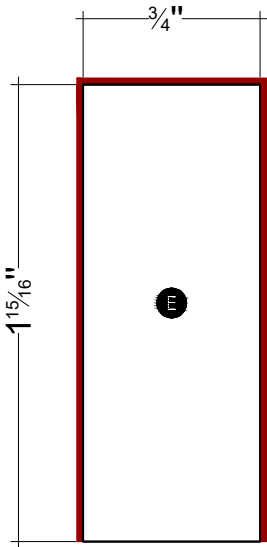
**Installation and Performance Disclaimer**

Environmental conditions, such as exposure to light, and fluctuations in temperature and humidity, will greatly affect product performance from initial installation throughout its life. Refer to our website for installation guidelines or see your local sales representative for more information on proper steps and specific environmental conditions to successfully install, care for and ensure the lifelong performance of your wall covering.

**FINISHED SURFACE**

**UNFINISHED EDGE**

# EDGE TRIM



\* Weight, coverage and dimensions may vary depending on finish and the natural expansion and contraction of wood.



**DUCHATEAU**


**Product Sample Disclaimer**


Created to be a one-of-a-kind piece of nature's artistry, each and every Duchâteau® wood product carries distinct variations in finish, patina, texture, grain and overall character that create the unique diversity and natural elegance of our wall coverings. It is virtually impossible to capture – in a small sample – the entire range of color variation and character that will be present in the wall covering you will receive. To better understand the unique look of a DuChâteau finished wall covering in your space, we recommend consulting your sales representative for more details.

For more information, please contact us at 1-888-DUCHATEAU or visit [duchateau.com](http://duchateau.com)

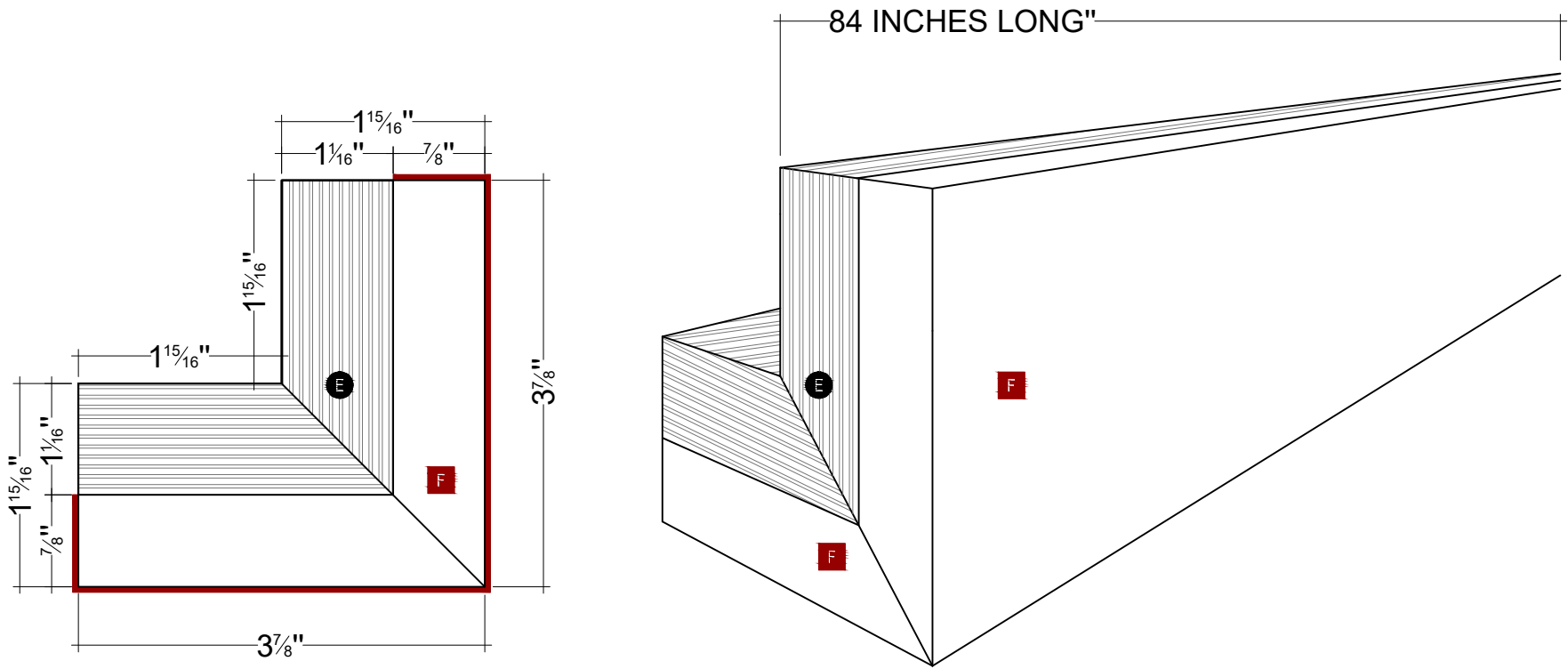
**Installation and Performance Disclaimer**

Environmental conditions, such as exposure to light, and fluctuations in temperature and humidity, will greatly affect product performance from initial installation throughout its life. Refer to our website for installation guidelines or see your local sales representative for more information on proper steps and specific environmental conditions to successfully install, care for and ensure the lifelong performance of your wall covering.

**FINISHED SURFACE**

**UNFINISHED EDGE**

# EXTERIOR CORNER



\* Weight, coverage and dimensions may vary depending on finish and the natural expansion and contraction of wood.



**DUCHATEAU**

**Product Sample Disclaimer**

Created to be a one-of-a-kind piece of nature's artistry, each and every Duchateau® wood product carries distinct variations in finish, patina, texture, grain and overall character that create the unique diversity and natural elegance of our wall coverings. It is virtually impossible to capture – in a small sample – the entire range of color variation and character that will be present in the wall covering you will receive. To better understand the unique look of a Duchateau finished wall covering in your space, we recommend consulting your sales representative for more details.

For more information, please contact us at 1-888-DUCHATEAU or visit [duchateau.com](http://duchateau.com)

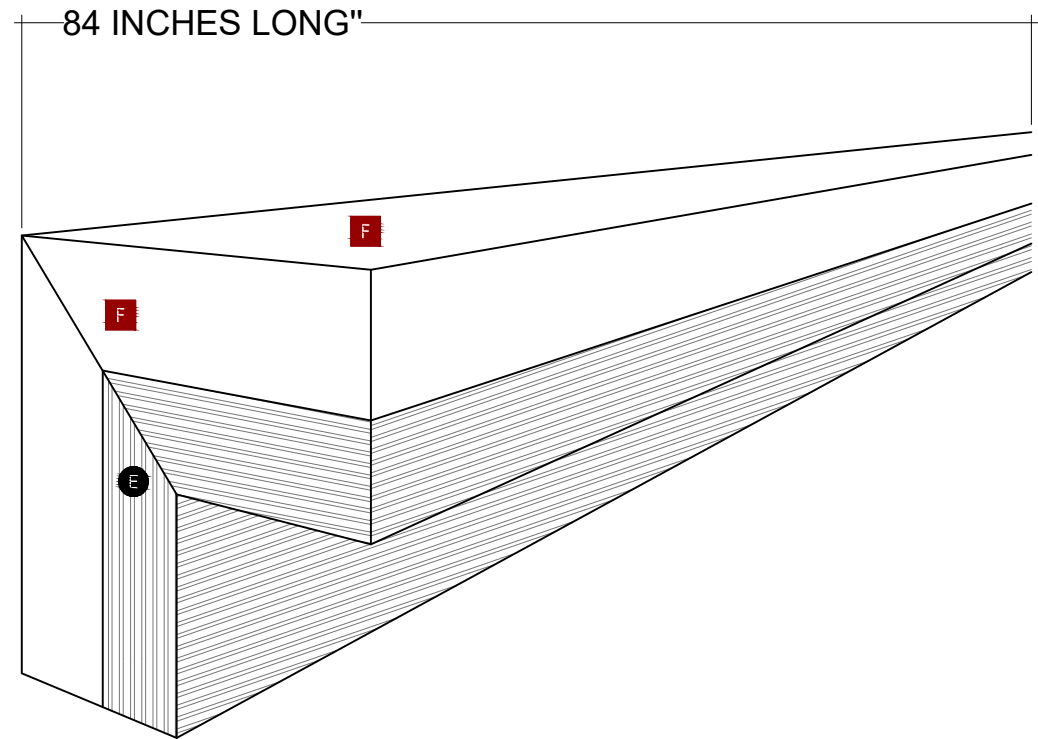
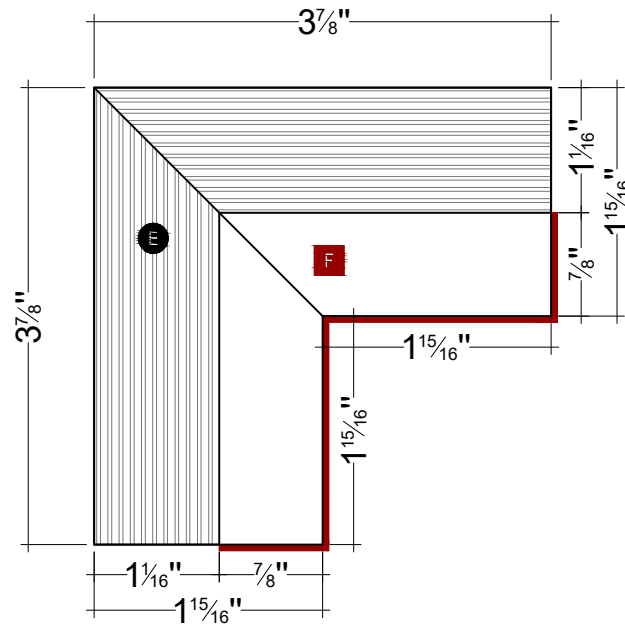
**Installation and Performance Disclaimer**

Environmental conditions, such as exposure to light, and fluctuations in temperature and humidity, will greatly affect product performance from initial installation throughout its life. Refer to our website for installation guidelines or see your local sales representative for more information on proper steps and specific environmental conditions to successfully install, care for and ensure the lifelong performance of your wall covering.

**FINISHED SURFACE**

**UNFINISHED EDGE**

# INTERIOR CORNER



\* Weight, coverage and dimensions may vary depending on finish and the natural expansion and contraction of wood.



**DUCHATEAU**

#### Product Sample Disclaimer

Created to be a one-of-a-kind piece of nature's artistry, each and every Duchateau® wood product carries distinct variations in finish, patina, texture, grain and overall character that create the unique diversity and natural elegance of our wall coverings. It is virtually impossible to capture – in a small sample – the entire range of color variation and character that will be present in the wall covering you will receive. To better understand the unique look of a Duchateau finished wall covering in your space, we recommend consulting your sales representative for more details.

For more information, please contact us at 1-888-DUCHATEAU or visit [duchateau.com](http://duchateau.com)

#### Installation and Performance Disclaimer

Environmental conditions, such as exposure to light, and fluctuations in temperature and humidity, will greatly affect product performance from initial installation throughout its life. Refer to our website for installation guidelines or see your local sales representative for more information on proper steps and specific environmental conditions to successfully install, care for and ensure the lifelong performance of your wall covering.



**FINISHED SURFACE**



**UNFINISHED EDGE**