




BENCH SYSTEM PRODUCTS

PALM SERIES



PALM WITH BACK SERIES



ANNEX SERIES



SUNSET SERIES



SUNSET WITH BACK SERIES



METROPOLITAN SERIES



URBAN SERIES



TRAVERSE SERIES



COAST SERIES



MIRAGE SERIES




AURORA SERIES



UNION SERIES



PLAZA SERIES



ESPLANADE SERIES



ESTATE SERIES



CONCOURSE SERIES



CENTRAL SERIES



CONTOUR SERIES






CENTRAL BENCH SERIES



THE CENTRAL BENCH

is perfect for municipalities, office complexes, universities & apartment buildings. The all metal construction fully fabricated in Hawthorne, CA and is BUY AMERICA Compliant.



FEATURES AND SPECIFICATIONS

FEATURES

- Sizes from 4' - 8' (Custom Sizes Available)
- Bench without back
- Anti-vagrant Bar (optional)
- 2" x 2" Square Tube
- 1 1/2" x 4" Rectangular Tube

FINISH

- Powder Coat (3-5mil) *Specify RAL#*

MOUNTING

- Surface mounted

