



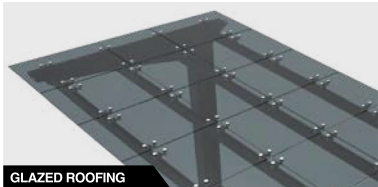
HORIZON SHADE SYSTEM



ILLUMINATION / DOWNLIGHT




ILLUMINATION / POST MOUNTED



GLAZED ROOFING



ART PANEL ROOFING



TILE ROOFING



FEATURES AND SPECIFICATIONS

DELIVERY & INSTALLATION


- Canopies are shipped either in one piece to be set on pre-engineered footings, or as an erector set complete with installation instructions

MAINTENANCE

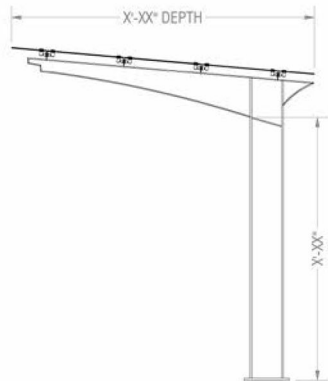
- All components are designed to be replaceable
- Touch-up paint is provided for any minor damage done during or after construction

COMPLIANCE

- Canopies come pre-engineered with site-specific engineering calculations
- Design criteria meets all ADA, ASTM, and manufacturing standards
- Light fixtures and placement are designed to meet all relevant foot candle requirements



FRONT VIEW



SIDE VIEW

SIZE (WxL)	ROOF TYPE	 Lni CUSTOMER SERVICE sales@lni.com 310.978.2000 15542 Broadway Center St., Gardena, CA, 90248	ENERGY SOURCE	LIGHTING	CODE
6'-0" 6'-0" 11'-0" 30'-0" 7'-0" 8'-0" 12'-0" 36'-0" 8'-0" 12'-0" Custom 9'-0" 20'-0" 10'-0" 24'-0"	Glass = G Metal Deck = MD Polycarbonate = P Art Panels = AP Tile Roofing = T		Solar Grid	Downlights Monorail Lights Post Mounted Lighting	A