

# 83rd Ave & Indian School

📍 8325 W Indian School Rd, Phoenix, AZ



**Pads w/Drive-Thrus Available!**

Anchored by **Fry's** *Marketplace*

**High Hispanic Demographics!**



**RED MOUNTAIN**  
GROUP




**Carol Harder**  
Leasing Director  
602-977-9202  
charder@rmrginc.com

[redmountaingroupinc.com](http://redmountaingroupinc.com)

# For Lease

Pads w/Drive-Thrus Available!

## Demos

			
RADIUS	POPULATION	HISPANIC POPULATION	MEDIAN HH INCOME
1 MILE	30,814	72%	\$58,493
3 MILE	170,247	64.4%	\$63,299
5 MILE	361,877	62.3%	\$61,257

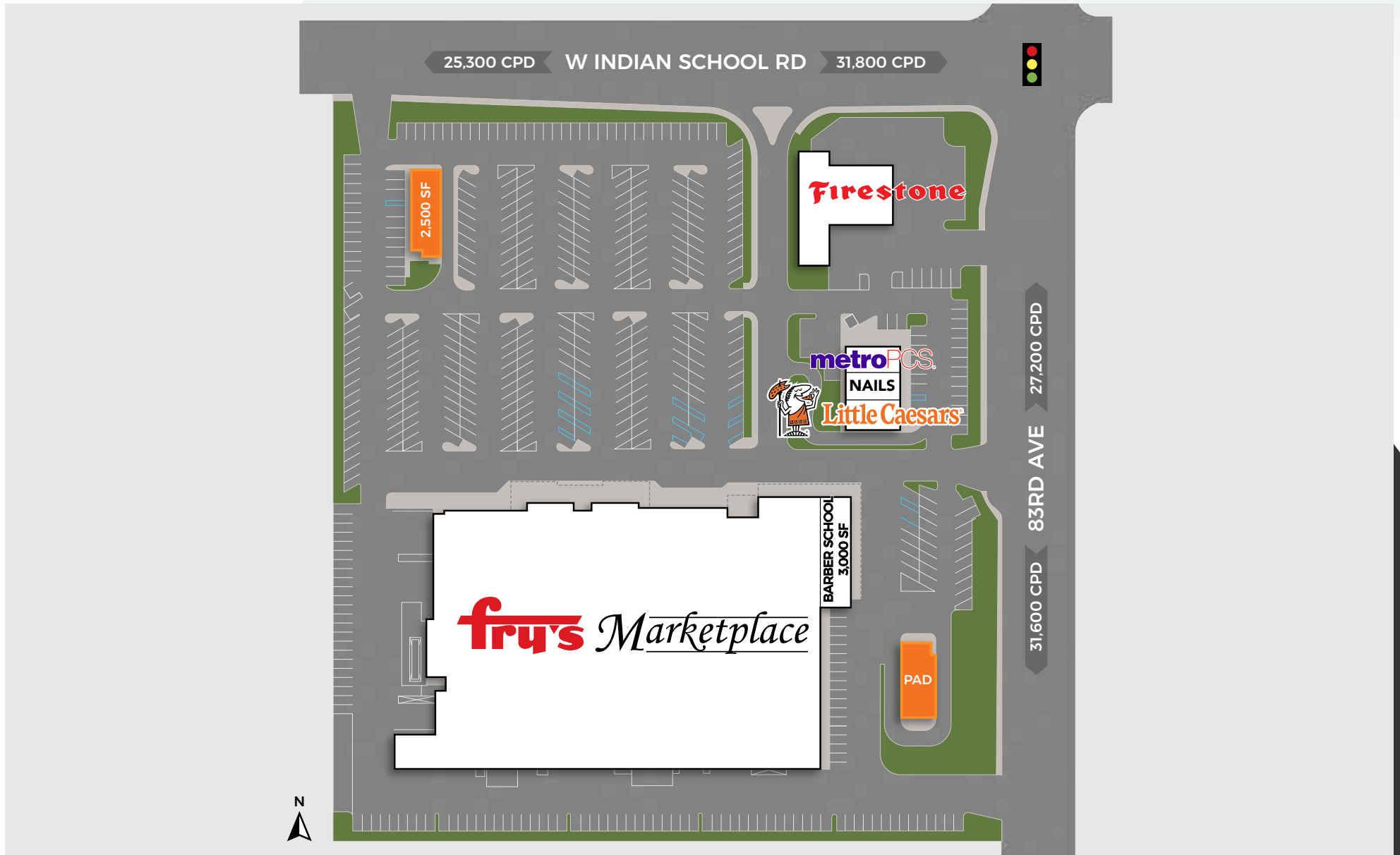
Source: Applied Geographic Solutions 2022

## High Hispanic Demographics

- Hispanic consumers will be spending about \$52 billion annually in Arizona by 2024.
- Hispanic consumer spending currently sits around \$23.5 billion annually.
- Hispanic households bring in about \$57,000 per year, and spending most of that money on medical services, cars, food and clothing.
- Hispanics account for 17% of the state's total spending power, trailing only New Mexico, Texas and California. The growth of purchasing power of Hispanics in Arizona is outpacing the rest of the nation.
- Projected jump in spending is due to Hispanic women, who are quickly becoming a force to be reckoned with in the state's economy.
- Arizona has seen a 70% increase in Hispanic-owned businesses since 2008. The demographic owned about 90,000 businesses in 2015. More than half were owned by women.



# Site Plan



**83rd Ave & Indian School**  
8325 W Indian School Rd, Phoenix, AZ



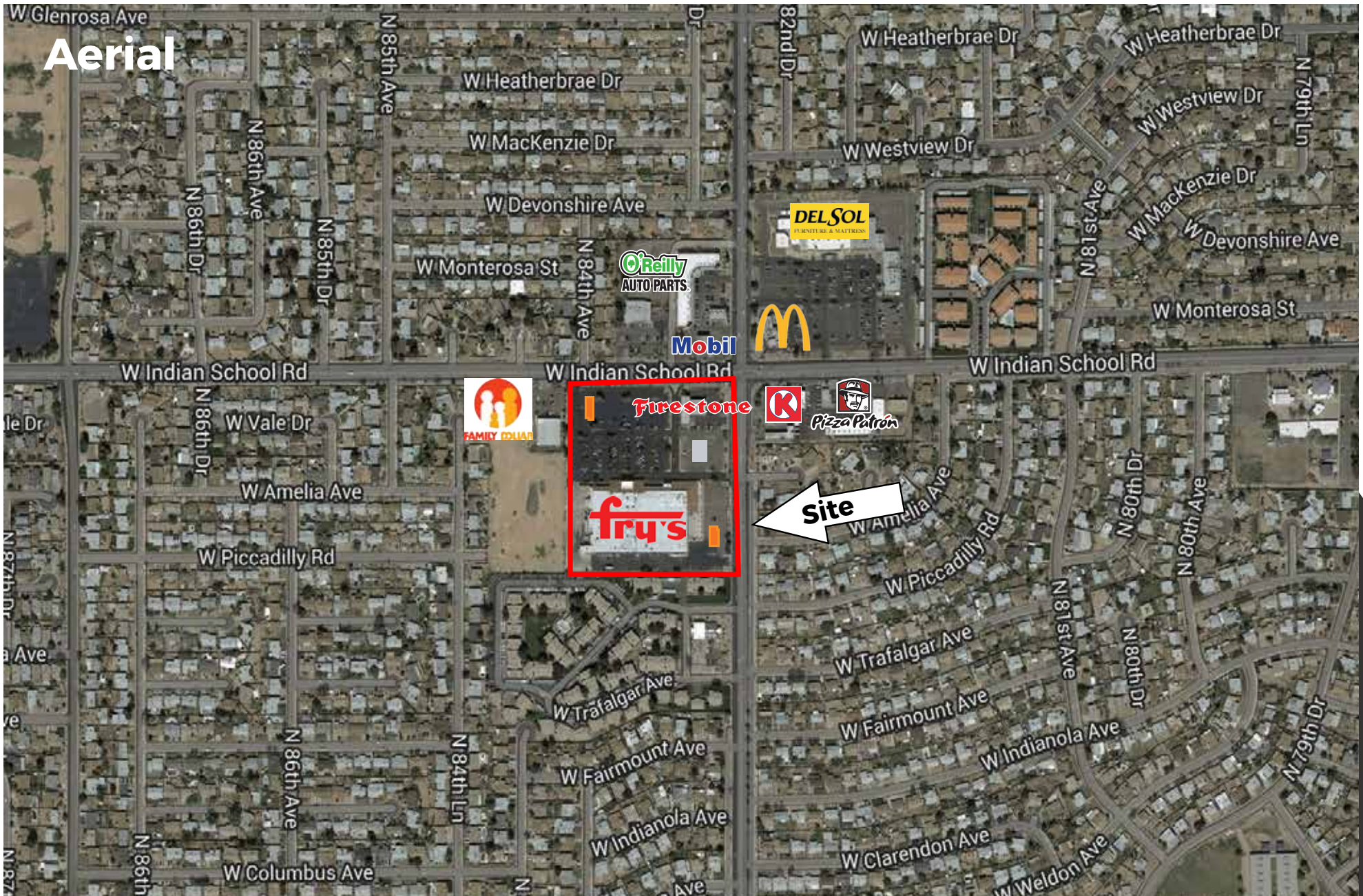
redmountaingroupinc.com

**Carol Harder**  
Leasing Director  
602-977-9202  
charder@rmrginc.com

1515 E Bethany Home Rd, Suite 125, Phoenix, AZ 85014







## 83rd Ave & Indian School

8325 W Indian School Rd, Phoenix, AZ



redmountaingroupinc.com

**Carol Harder**  
Leasing Director  
602-977-9202  
charder@rmrginc.com

1515 E Bethany Home Rd, Suite 125, Phoenix, AZ 85014

