




## MAGNETIC RETROFIT GRILLE



**SQUARE HT-RFK-S1**  
**ROUND HT-RFK-R1**



- Installs in Seconds!
- High Impact Plastic
- Standard White Available
- Contact HaVACo for custom color requests
- Won't fade, corrode or rust
- Easily attach galvanized ring with (4) #8x1 Wafer Head Screws with anchors
- Coated magnets won't rust (Magnets =16 lbs of pull)



### INSTALLATION

1. Use galvanized ring to position and mark four (#8x1) screw holes on ceiling.
2. Drill four 3/16" holes where marked and insert four 7/8" long anchors provided.
3. Attach galvanized metal ring by partially inserting screws by hand and finishing with power drill.
4. Center grille on installed metal ring to engage magnets and adjust as needed to cover ring. Round Diffuser covers up to 8" round ceiling boot or duct opening. Square Diffuser covers up to 10" x 10" flush bath fan opening.