

PINNACLE

HOLMVIEW

# ABOUT

## PINNACLE

HOLMVIEW

Positioned at one of the highest points in Holmview, Pinnacle is a family community precinct with limited lots now available for sale. Offering 40 elevated homesites, Pinnacle Holmview development is one of the most exclusive in the region.

### LIFE AT PINNACLE

Life at Pinnacle means casting your view south looking back out over Stradbroke Island, capturing the sea breeze that floats in across the flats and drafts into your home.

Life at Pinnacle means you are perfectly positioned to lead your best life being the same distance from Brisbane as you are from the Gold Coast.

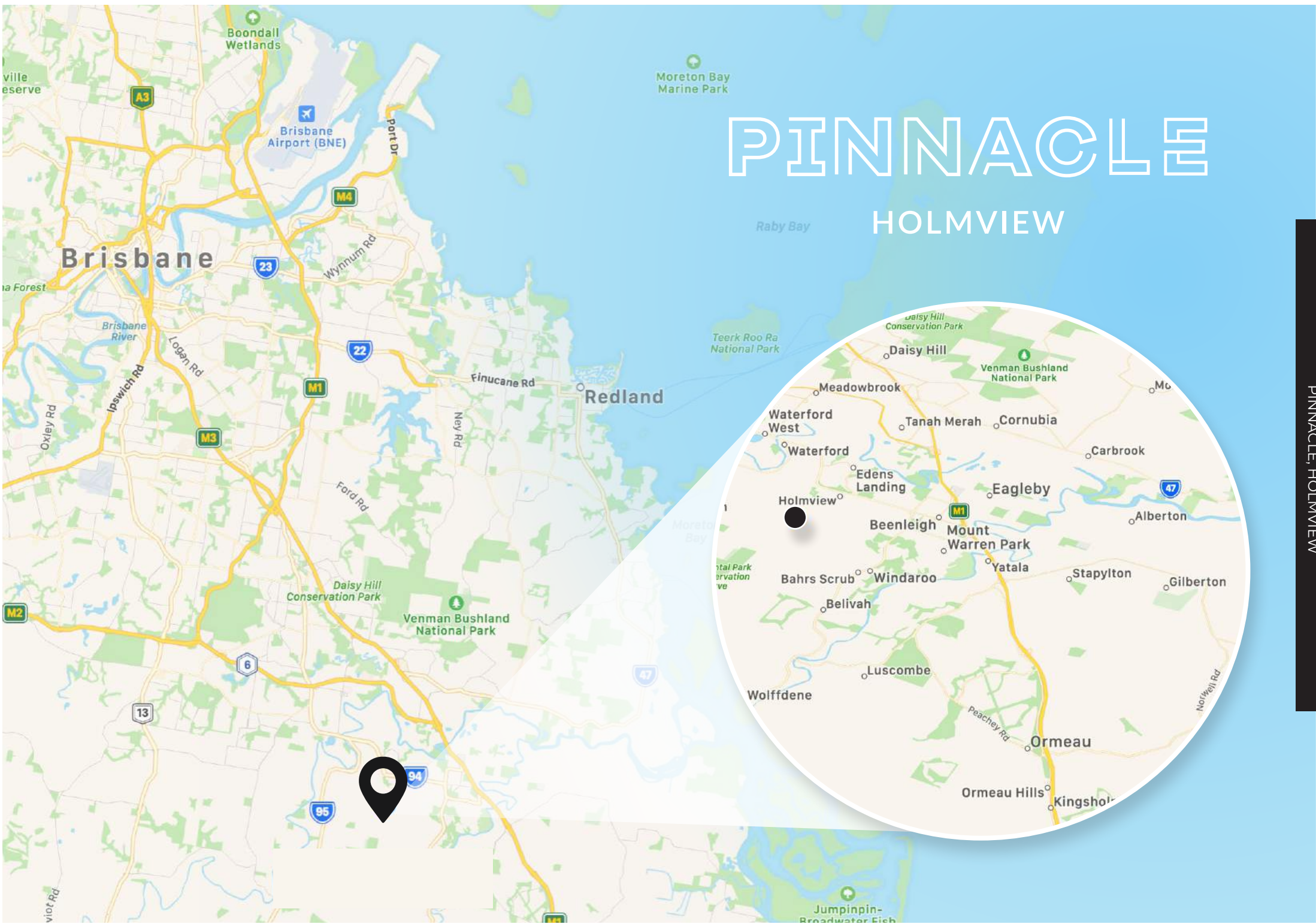
Life at Pinnacle means having everything at your fingertips, from word class shopping to culturally diverse eateries – all within 5 minutes of your dream home.





# PINNACLE

## HOLMVIEW





32MINS

← BRISBANE

M1

PINNACLE  
HOLMVIEW



42MINS

GOLDCOAST →

4

5

1

3

2

LOGAN RIVER ROAD

WARUGA ROAD

1. Logan River

2. Holmview Shops

3. Edens Landing School

4. M1 Motorway

5. Holmview Train Station



MASTERPLAN

PINNACLE  
HOLMVIEW





## LOCATION

BRISBANE  
CBD

  
**30 MINS FROM**  
PINNACLE

BRISBANE  
AIRPORT

  
**39 MINS FROM**  
PINNACLE

GOLD  
COAST

  
**45 MINS FROM**  
PINNACLE

GOLD COAST  
AIRPORT

  
**1 HOUR FROM**  
PINNACLE

HYPERDOME  
SHOPPING  
CENTRE

  
**15 MINS FROM**  
PINNACLE

IKEA

  
**18 MINS FROM**  
PINNACLE

M1  
HIGHWAY

  
**5 MINS FROM**  
PINNACLE

HOLMVIEW  
CENTRAL  
SHOPPING  
CENTRE

  
**5 MINS FROM**  
PINNACLE



**Perfectly situated** between Gold Coast and Brisbane

LARGE  
GOVERNMENT  
SPENDING

EDUCATION  
CLOSE BY

HYPER-CONNECTED  
TRANSIT  
SYSTEM

SITUATED BETWEEN  
QUEENSLAND'S  
TWO LARGEST  
CITIES

AFFORDABLE  
ENTRY, WITH  
STEADY  
GROWTH



## LARGE GOVERNMENT SPENDING

---

The Logan Hospital has been allocated over \$290,000,000 for an entire redevelopment to better serve the growing population in the region.



## EDUCATION CLOSE BY

---

From child care through to University, Pinnacle provides the foundation for your children to prosper through world class education.



## HYPER CONNECTED TRANSIT SYSTEM

---

The increasing popularity of living in Holmview is driven by it's proximity to Brisbane, with Holmview Train station and the arterial M1, both within 5 minutes.



## SITUATED BETWEEN QUEENSLAND'S TWO LARGEST CITIES

---

Whether you work in Brisbane and play on the Gold Coast, Holmview is perfectly positioned to support a lifestyle that caters for both.



## AFFORDABLE ENTRY, WITH STEADY GROWTH

---

Land selling from \$228,000 and steady growth prices for homes over the last 10 years equalling 32.6%



## HOLMVIEW'S BRIGHT FUTURE

### GROWTH

Holmview is located in a high-growth corridor, with approximately 1,500 new residents, mainly young families forecast to move to the area each year for the next 15 years.

\$290 million  
Redevelopment approved  
by State Government

### LOGAN HOSPITAL

### HOLMVIEW CENTRAL SHOPPING CENTRE

Holmview Shopping  
Centre – Plans for a \$130,000,000  
extension that include a 6 screen  
cinema complex

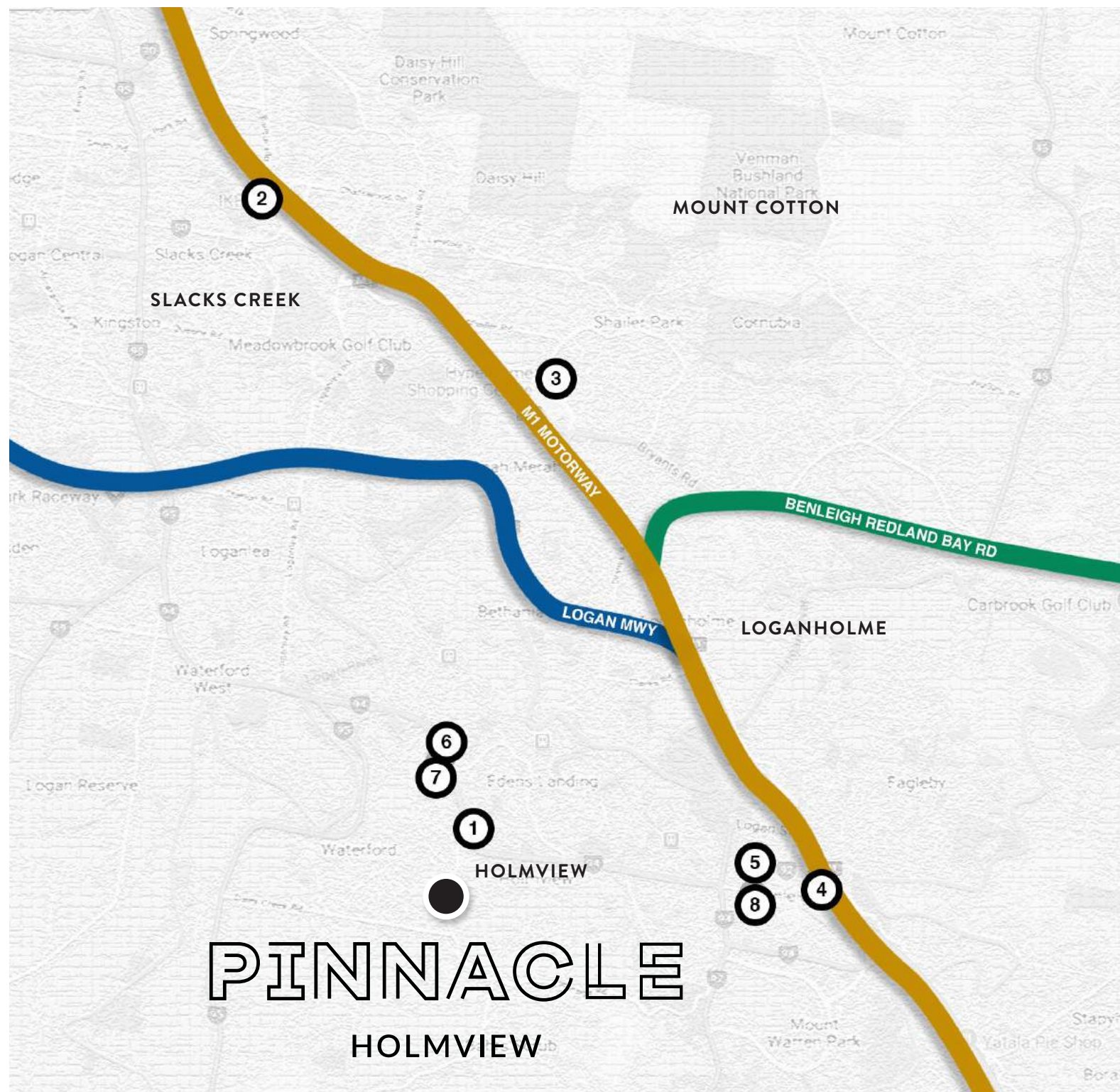
- ✓ A six-screen cinema complex
- ✓ A new range of dining and family entertainment tenants
- ✓ Outdoor community leisure/play area
- ✓ A 6,800-sqm discount department store
- ✓ Second full-line supermarket
- ✓ Approx. 6,000 sqm of new shops
- ✓ An 800-sqm mini major retailer
- ✓ A tyre and automotive workshop + MORE





## RETAIL & ENTERTAINMENT

- ① Holmview Central  
(woolworths, zaraffas,  
dominos, BWS)
- ② IKEA
- ③ Hyperdome (big W,  
Kmart, JB HiFi, Event  
Cinemas)
- ④ Beenleigh Marketplace
- ⑤ Mcdonalds Beenleigh
- ⑥ ALDI Bethania
- ⑦ Bunnings Bethania
- ⑧ KFC Beenleigh
- ⑨ Dan Murphys Beenleigh







## HYPERDOME SHOPPING CENTRE

15 mins from Pinnacle

With its unique combination of fashion, homewares, food, and leisure retailers, easy access and great choice, Hyperdome has become the first choice shopping destination in the region and is a must see for visitors and residents alike from Brisbane to the Gold Coast.



OVER  
**220**  
STORES

**4.2 Stars**  
OUT OF 4213  
GOOGLE REVIEWS

LARGEST  
**SHOPPING  
CENTRE**  
IN THE REGION

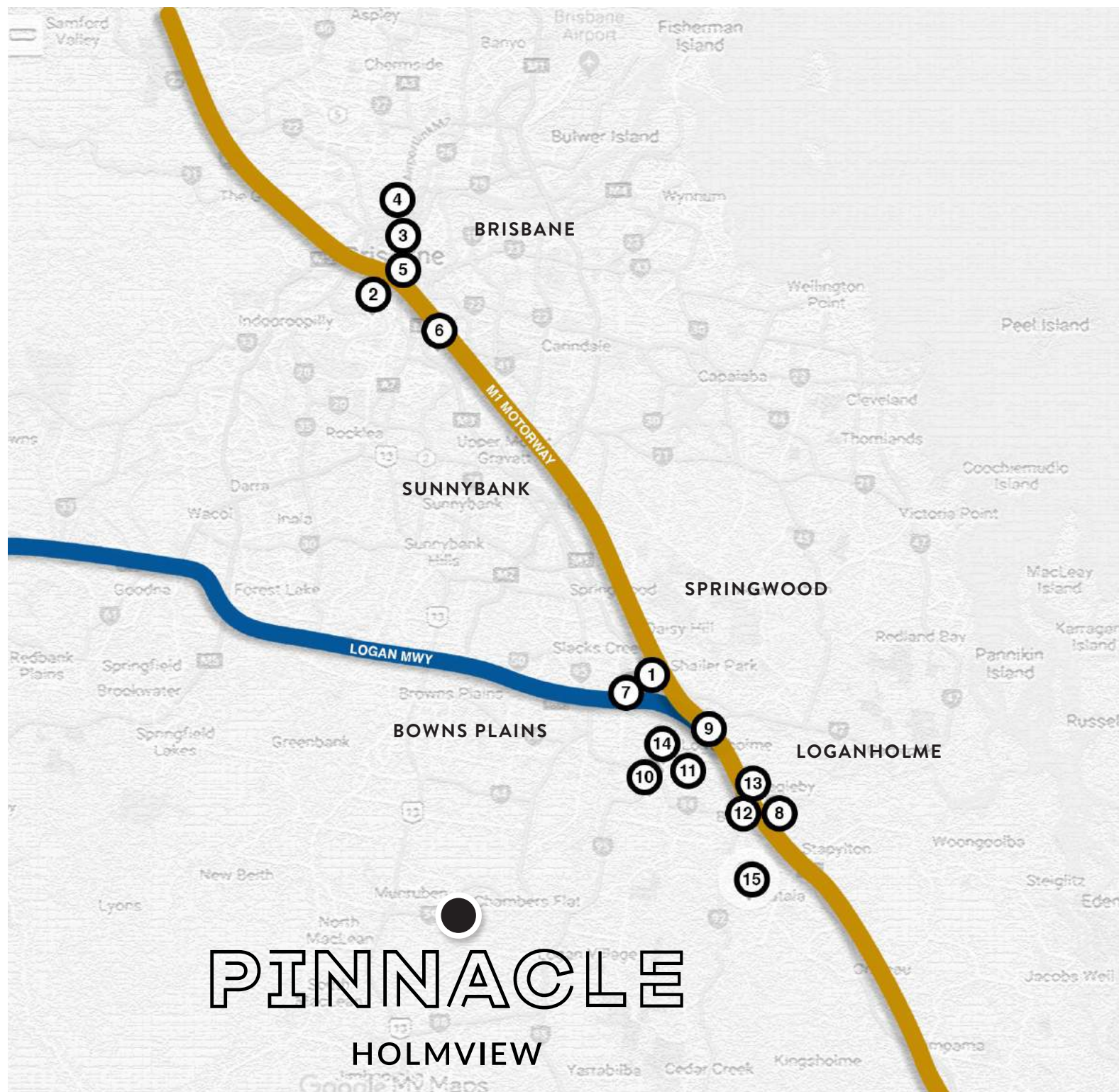




## EDUCATION & MEDICAL

The health of the population in conjunction with world class education are the underpinning drivers of the economy, of which the Holmview/Logan region are well resourced.

- ① Griffith University Logan Campus
- ② University of Queensland
- ③ Queensland University of Technology
- ④ CQ University Queensland
- ⑤ Brisbane Mater Hospital
- ⑥ Greenslopes Hospital
- ⑦ Logan Hospital
- ⑧ Main street medical and dental centre
- ⑨ Easy Street Medical Centre
- ⑩ Canterbury College
- ⑪ Edens landing State School
- ⑫ Beenleigh State School
- ⑬ St Joseph's Tobruk Memorial School
- ⑭ Berthania Lutheran Primary School
- ⑮ Rivermount College







## QUEENSLAND'S BEST UNIVERSITIES

---

### CANTERBURY COLLEGE



5 MINS FROM  
PINNACLE



### UNIVERSITY OF QUEENSLAND

45 MINS FROM  
PINNACLE



### BETHANIA LUTHERAN COLLEGE



5 MINS FROM  
PINNACLE



### QUEENSLAND UNIVERSITY OF TECHNOLOGY

30 MINS FROM  
PINNACLE



### BEENLEIGH STATE HIGH SCHOOL



5 MINS FROM  
PINNACLE



### GRIFFITH UNIVERSITY

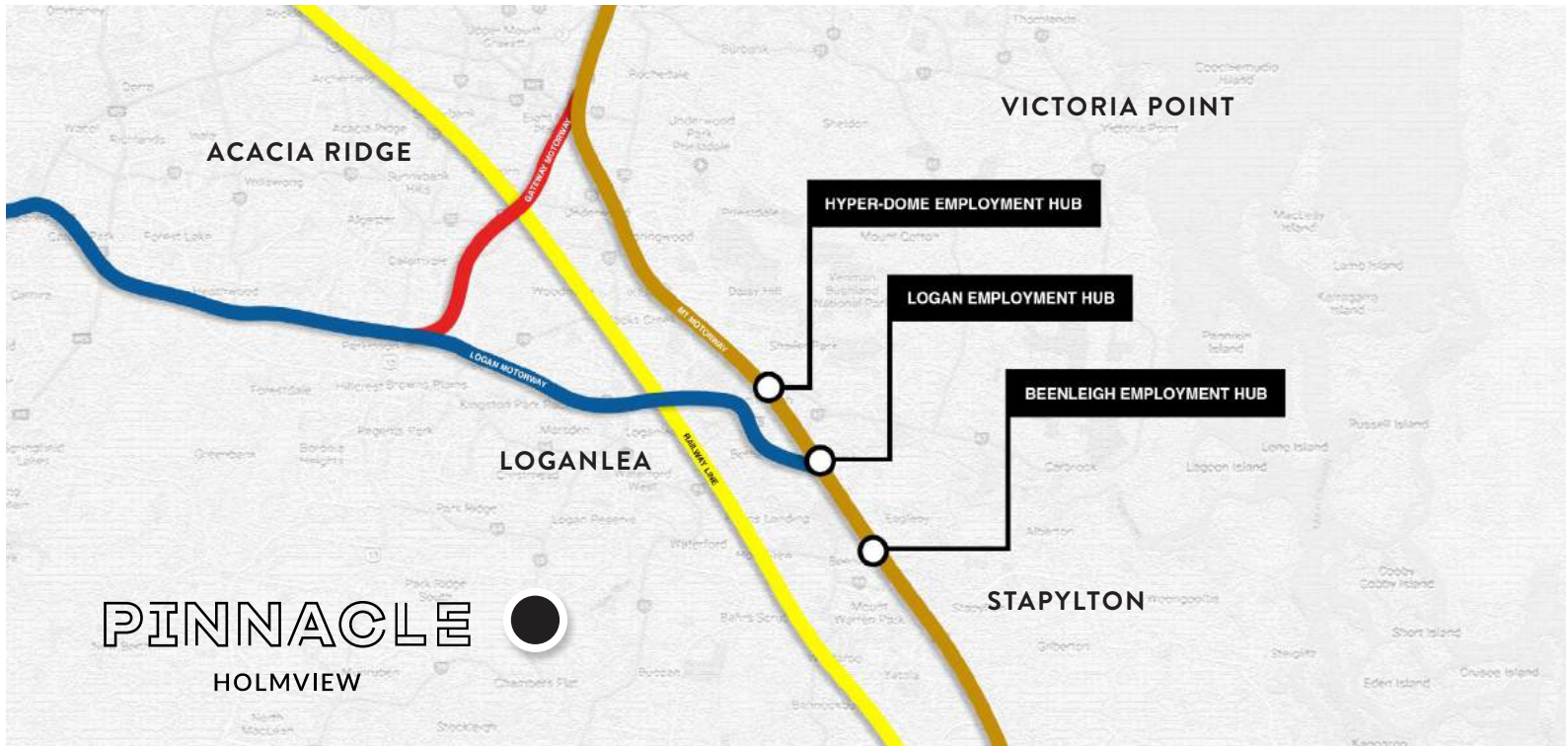
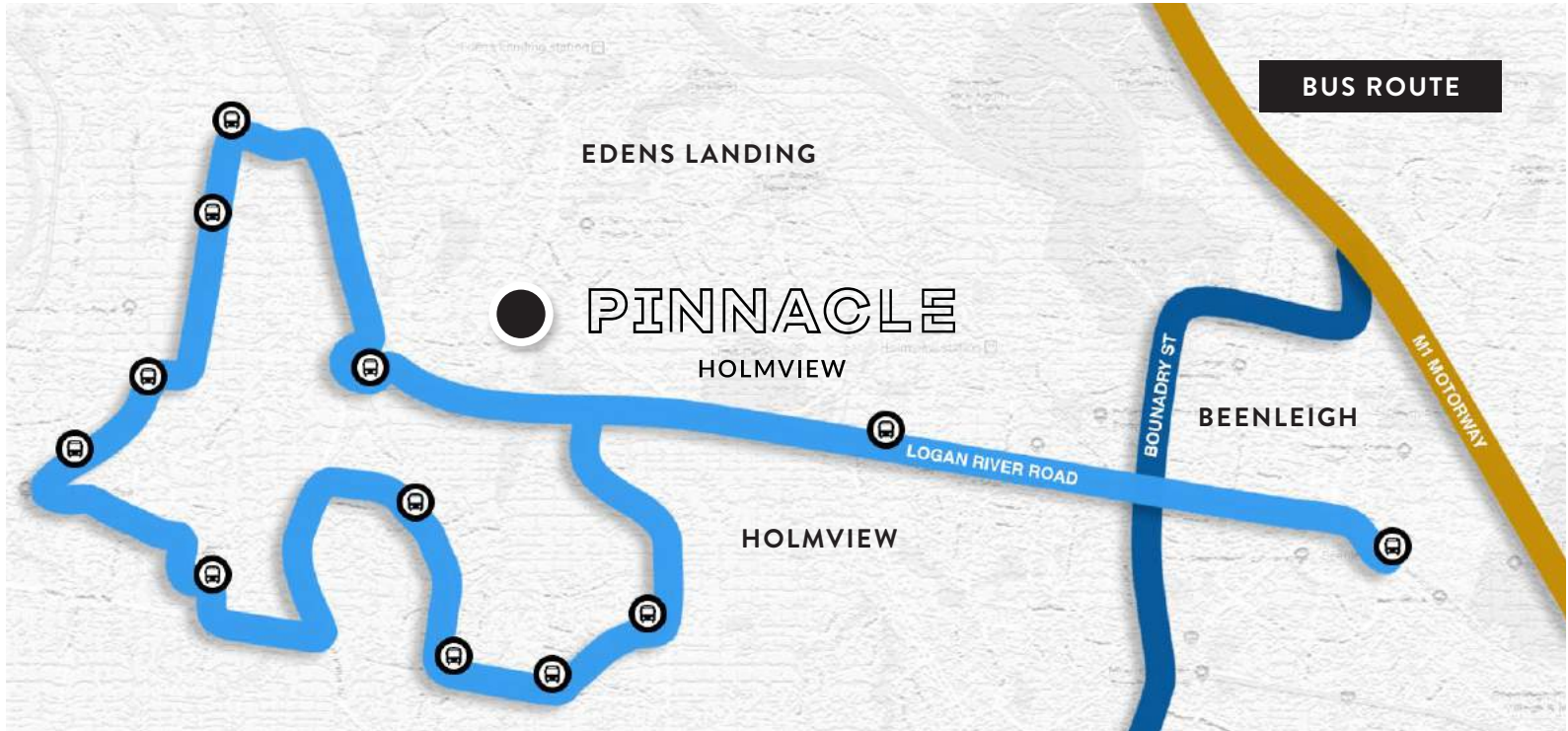
10 MINS FROM  
PINNACLE





# TRANSPORT, INFASTRUCTURE & EMPLOYMENT

Supported by large government spending in infrastructure, Pinnacle sits in one of Australia's high growth corridors.





# INDULGE WITH BRISBANE'S FINEST



## HOWARD SMITHWHARVES

Includes a 164-room, five-star boutique hotel, & function spaces able to accommodate up to 1,000 guests, plus an on-site brewery, restaurants led by acclaimed chefs, fresh artisan bread, & locally roasted coffee.



## EAGLE STREET PIER

An iconic Brisbane waterfront precinct, Eagle Street Pier is home to world class dining options with unrivalled views of the Brisbane River & Story Bridge. Well known for its award winning restaurants, casual dining spots, & entertainment hot spots.



## SOUTH BANK

17 hectares of lush parklands, world class eateries, stunning river views & hundreds of delightful events all year round make it the perfect place to relax & unwind.



## JAMES STREET

James Street has staked a claim as Brisbane's, & Australia's foremost retail & lifestyle precinct. The precinct features a curated mix of over 130 specialty stores, including an impressive range of design showrooms & fashion boutiques, award winning restaurants & cafes, in addition to art galleries, design havens & grooming emporiums – all in a leafy outdoor urban setting.



## BOTANICAL GARDENS

The Brisbane City Botanical Gardens provide a tranquil escape from the hustle & bustle of the CBD.



## BRISBANE CULTURAL CENTRE

Brisbane's cultural epicentre with a thriving precinct of dedicated world-class theatre, arts & educational institutions.







GALLERY | PINNACLE  
Developments | HOLMVIEW





GALLERYGROUP.COM.AU

---

GALLERY | PINNACLE  
Developments | HOLMVIEW

*Any information contained in this document is general in nature and has been prepared without taking into account your investment objectives, financial situation or living needs. Before acting on any information contained in this document, you should consider the appropriateness of it having regard for your own circumstances and if necessary, consult your financial planner or any other trusted professional third party.  
Current as of 14 January 2021.*