



Using Coordinated Entry Data to Improve System Planning

April 16, 2019

Joyce Probst MacAlpine, Abt Associates



Learning Objectives

After completing the session, attendees will be able to:



Identify different approaches to coordinated entry data analysis



Identify questions for analysis based on available data and system priorities



Develop a coordinated entry data analysis plan to inform system planning

CE Data: New Information for System Planning

Before Coordinated Entry

- Information about people only through lens of project enrollments
- No consistent source of data about people not filtered through projects
- If people weren't served by any project then no information available

After Coordinated Entry

- Standardized information about all households in a housing crisis – not dependent on project enrollments
- Consistent method to prioritize people and understand housing and services needs not filtered through project eligibility criteria and process

Coordinated Entry Data & System Planning

Coordinated entry data can be used to:



Model system performance and inventory

Develop priorities for funding allocation and reallocation decisions

Identify gaps in system resources as a basis for coordination with mainstream services

Coordinated Entry Data

Coordinated Entry Data

Before developing a coordinated entry data system, determine how the data will be used:

Assessment,
prioritization and
referral of households
experiencing
homelessness

Management of the
coordinated entry
process

Evaluation of
coordinated entry

System planning,
including funding
priorities

Coordinated Entry Data Collection

Two types of data to collect about coordinated entry:

CE Process

Referrals through the different phases of the process, outcomes of the referral with reasons for outcome

CE Assessment

Type of assessment, how it was conducted, assessment result, prioritization status



How much of the assessment should be entered into the data system?

How will the data be used?

Can providers see the assessment?

Will it be updated over time?

Does the data system support phased assessment?



Coordinated Entry Reports

Project-level performance reports

- Review assessment or referral activities against expectations


System-level performance reports

- Monitor each phase of the CE process for effectiveness and efficiency

Administrative reports

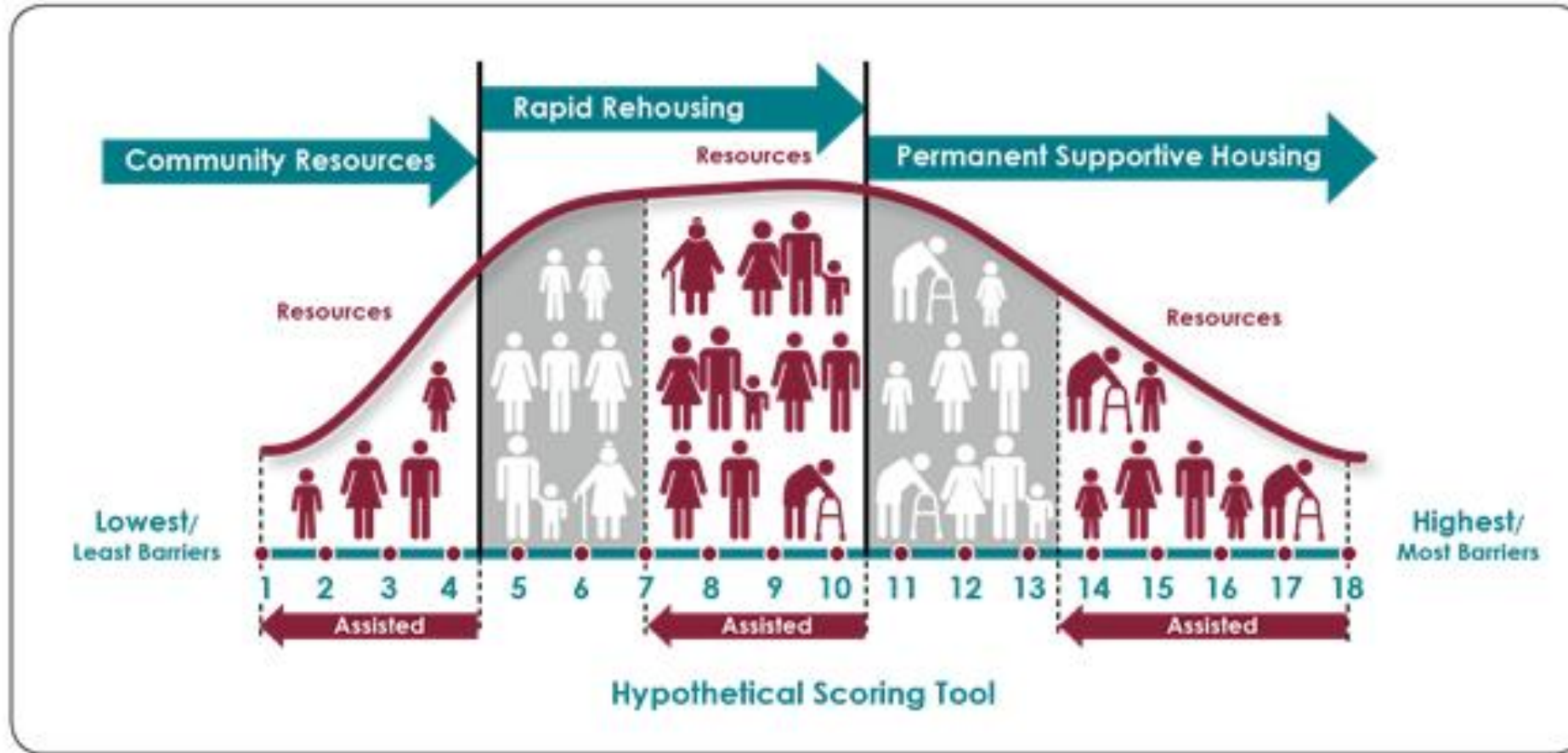
- Workload, outstanding referrals, process roadblocks

Current Experience with Homelessness: Length of Time from Identification

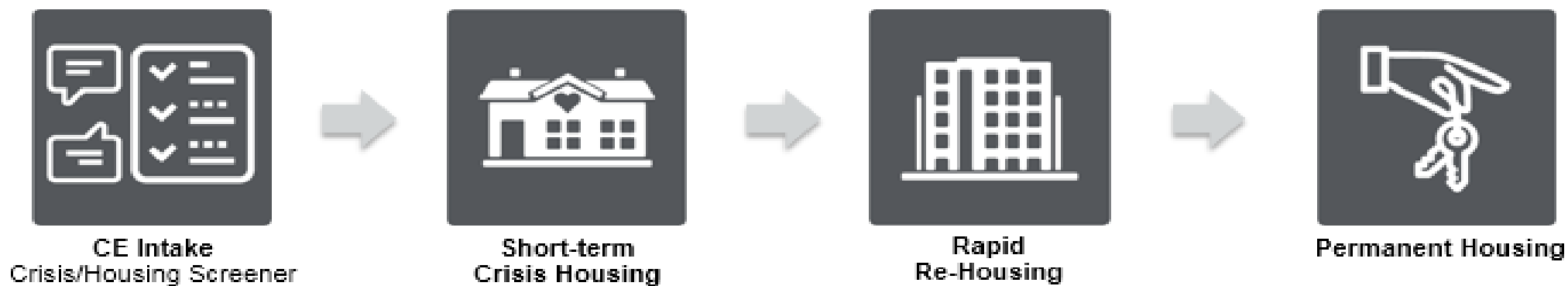


System Modeling & Funding Priorities

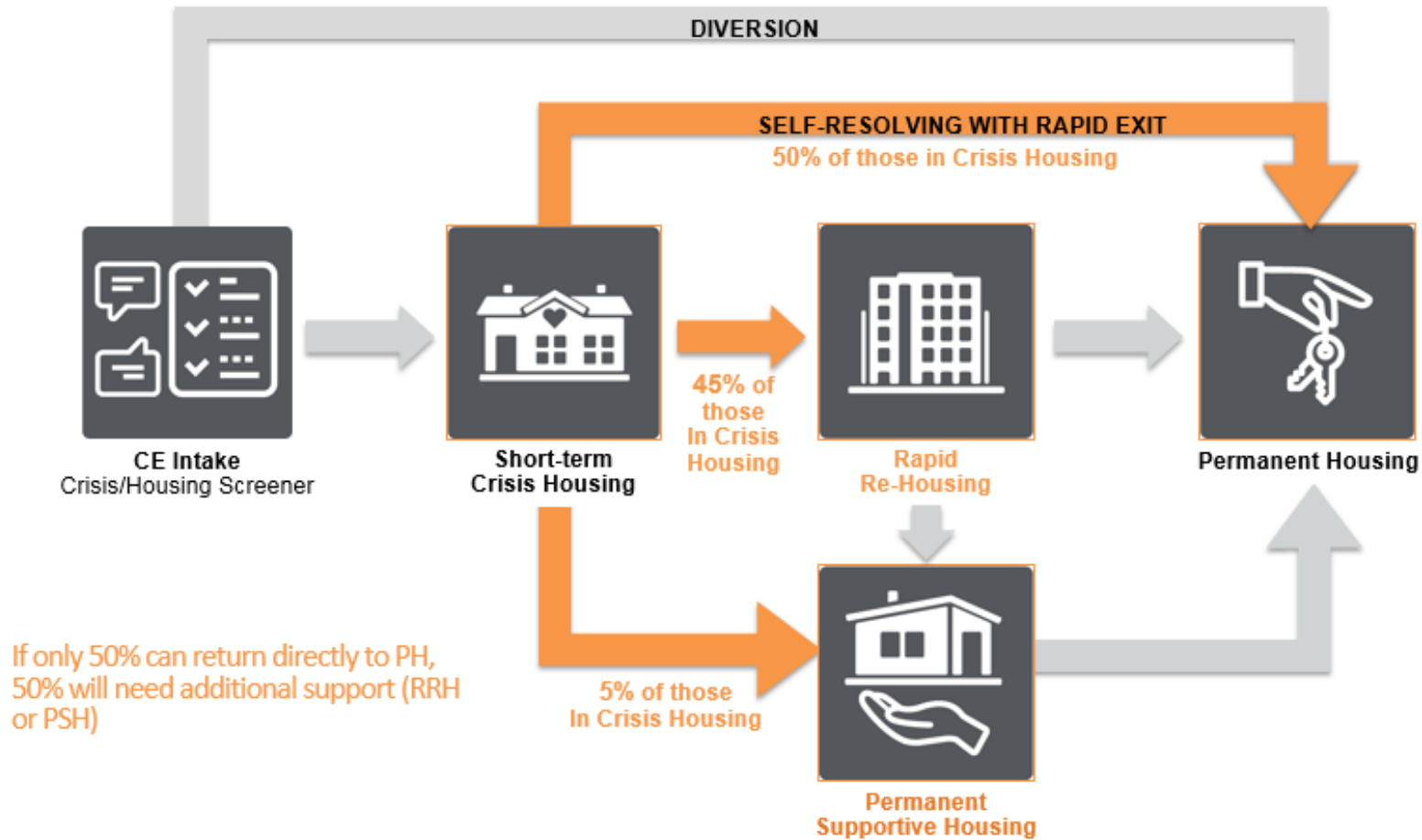
What does Coordinated Entry tell you about the needs of people experiencing homelessness?



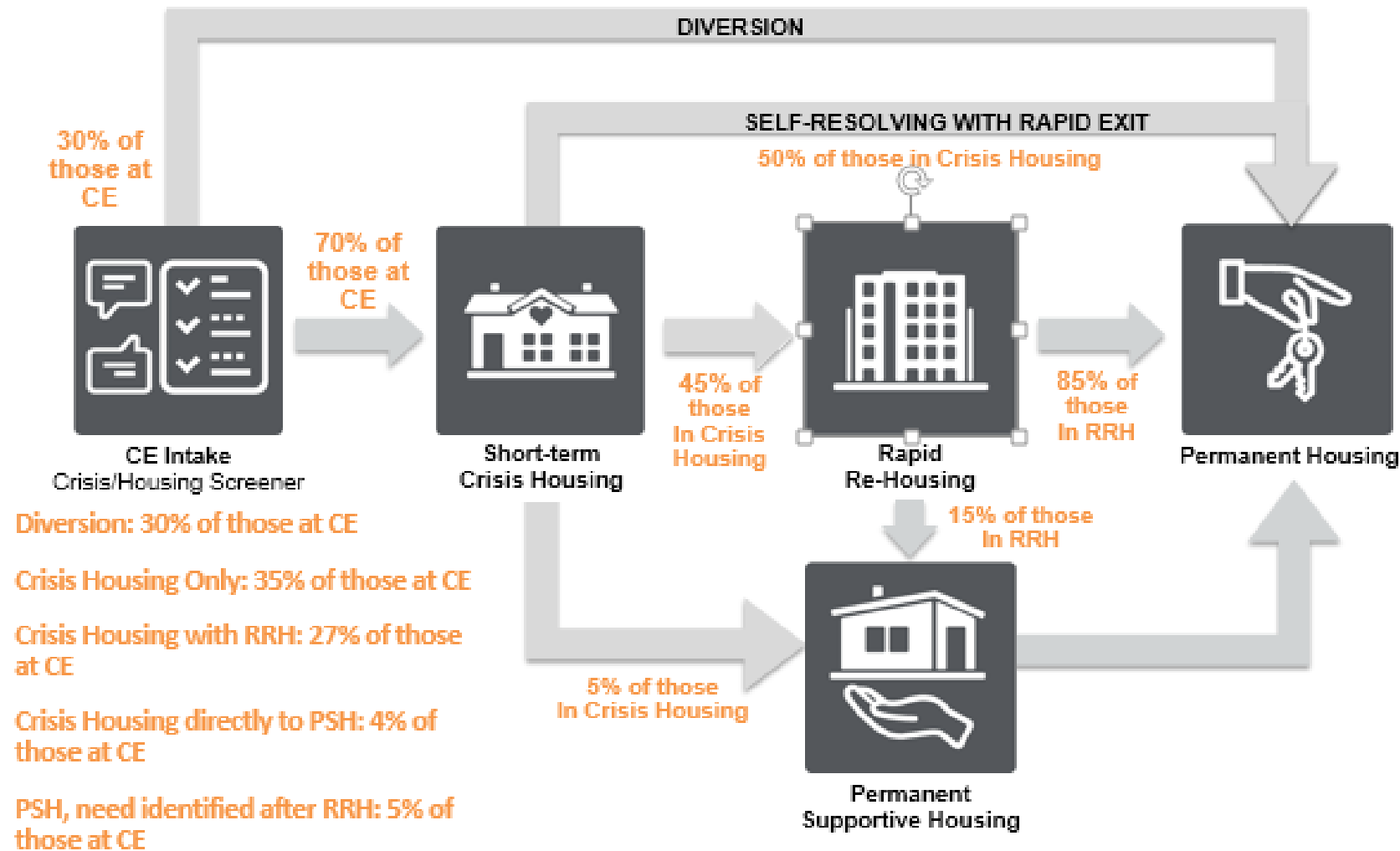
System Pathways



Example: What do we know about Exits from Crisis Housing?



System Map Built from CE Data



Model of Crisis Housing Need

10 families enter Crisis Housing each month		
Pathway with % of HH	LOS in Crisis Housing	Crisis Housing Units Needed
Crisis Housing only - 50%	1 month	5
Crisis Housing + RRH - 45%	1 month	5
Crisis Housing + PSH - 5%	2 months	2
Total Crisis Housing units needed		12

System Modeling and Funding

Advocate for increased resources

Prioritize allocation and reallocation from all funding sources

Determine programmatic changes to transition current homeless system and projects to the ideal system

CoC Project Rating and Ranking Tool

Total \$ Need Specified Below:

\$ -

		PSH			RRH			TH		
		Beds	\$	Priority	Beds	\$	Priority	Beds	\$	Priority
All Families	<input checked="" type="checkbox"/>	<input type="text"/>	<input type="text"/>	<input type="text"/>	150	<input type="text"/>	High	<input type="text"/>	<input type="text"/>	<input type="text"/>
DV Families	<input checked="" type="checkbox"/>	<input type="text"/>	<input type="text"/>	<input type="text"/>	100	<input type="text"/>	High	<input type="text"/>	<input type="text"/>	<input type="text"/>
Chronically Homeless Families	<input checked="" type="checkbox"/>	100	<input type="text"/>	Medium	<input type="text"/>	<input type="text"/>	<input type="text"/>	<input type="text"/>	<input type="text"/>	<input type="text"/>
Veteran Families	<input type="checkbox"/>	<input type="text"/>	<input type="text"/>	<input type="text"/>	<input type="text"/>	<input type="text"/>	<input type="text"/>	<input type="text"/>	<input type="text"/>	<input type="text"/>
Parenting Youth	<input type="checkbox"/>	<input type="text"/>	<input type="text"/>	<input type="text"/>	<input type="text"/>	<input type="text"/>	<input type="text"/>	<input type="text"/>	<input type="text"/>	<input type="text"/>
All Individuals	<input checked="" type="checkbox"/>	580	<input type="text"/>	High	<input type="text"/>	<input type="text"/>	<input type="text"/>	<input type="text"/>	<input type="text"/>	<input type="text"/>
DV Individuals	<input type="checkbox"/>	<input type="text"/>	<input type="text"/>	<input type="text"/>	<input type="text"/>	<input type="text"/>	<input type="text"/>	<input type="text"/>	<input type="text"/>	<input type="text"/>
Chronically Homeless Individuals	<input type="checkbox"/>	<input type="text"/>	<input type="text"/>	<input type="text"/>	<input type="text"/>	<input type="text"/>	<input type="text"/>	<input type="text"/>	<input type="text"/>	<input type="text"/>
Veteran Individuals	<input type="checkbox"/>	<input type="text"/>	<input type="text"/>	<input type="text"/>	<input type="text"/>	<input type="text"/>	<input type="text"/>	<input type="text"/>	<input type="text"/>	<input type="text"/>
Single Youth	<input checked="" type="checkbox"/>	600	<input type="text"/>	High	<input type="text"/>	<input type="text"/>	<input type="text"/>	<input type="text"/>	<input type="text"/>	<input type="text"/>

Generate Ranking

This program will take up to a minute to run.

Rating and Ranking Tool

FUNDING ANALYSIS TABLE

	PSH		RRH		TH	
	Allocated	% of Ceiling	Allocated	% of Ceiling	Allocated	% of Ceiling
All Families	152 Beds \$380,000	- -	116 Beds \$380,000	71% -	0 Beds \$0	- -
DV Families	0 Beds \$0	- -	78 Beds \$180,000	78% -	0 Beds \$0	- -
Chronically Homeless Families	148 Beds \$280,000	48% -	0 Beds \$0	- -	0 Beds \$0	- -
Veteran Families	0 Beds \$0	- -	0 Beds \$0	- -	0 Beds \$0	- -
Parenting Youth	0 Beds \$0	- -	0 Beds \$0	- -	0 Beds \$0	- -
All Individuals	489 Beds \$1,340,000	44% -	2 Beds \$180,000	- -	35 Beds \$180,000	- -
DV Individuals	0 Beds \$0	- -	1 Beds \$80,000	- -	10 Beds \$100,000	- -
Chronically Homeless Individuals	368 Beds \$940,000	- -	0 Beds \$0	- -	0 Beds \$0	- -
Veteran Individuals	0 Beds \$0	- -	0 Beds \$0	- -	0 Beds \$0	- -
Single Youth	0 Beds \$0	0% -	0 Beds \$0	- -	25 Beds \$80,000	- -

Modeling & Funding

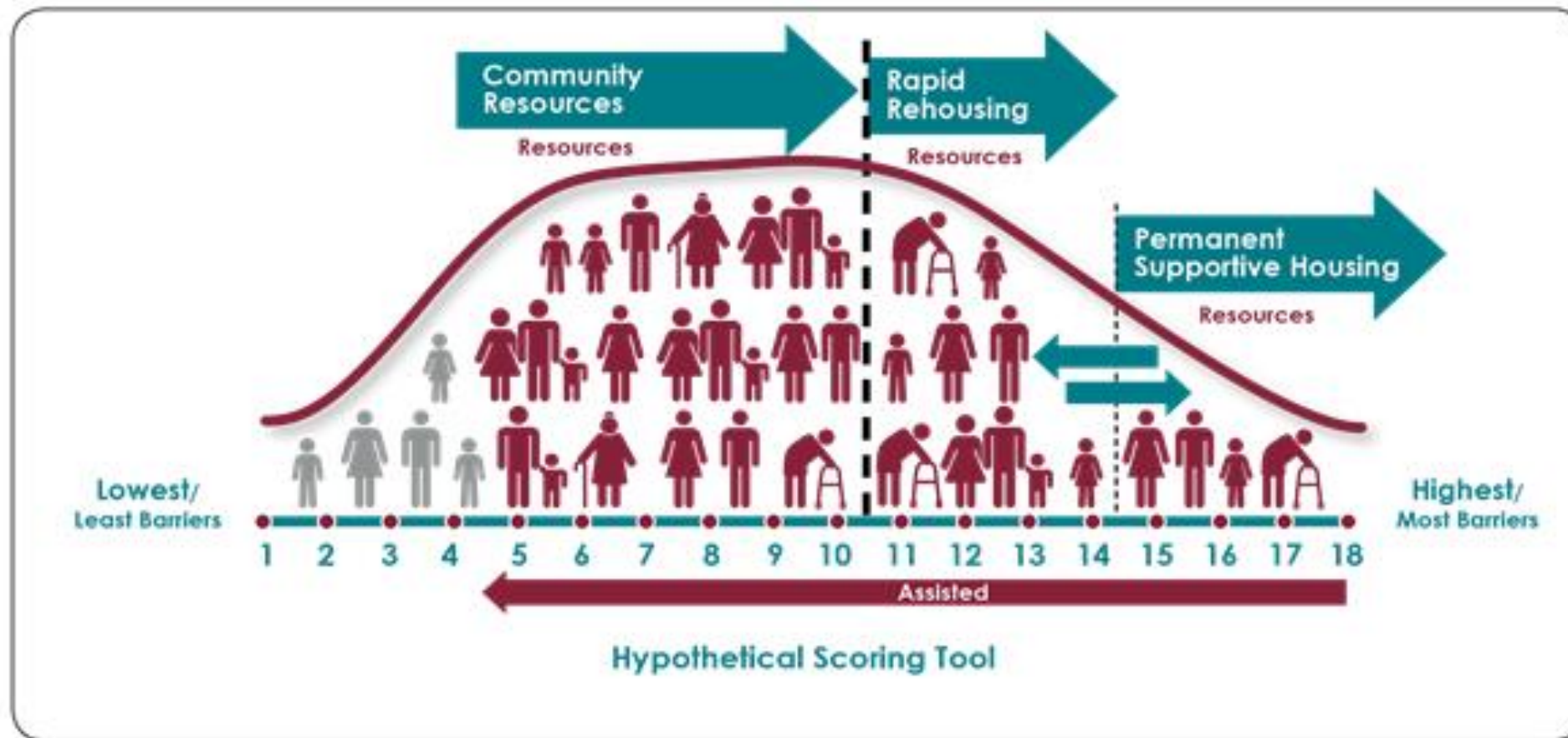
Small Group Discussion

Identify System Gaps


System Gaps



Coordinating Care & Leveraging Resources



Developing New Approaches: Diversion/Rapid Exit



Research and data tell us that the majority of people who experience homelessness do so for one time and often will self-resolve after a brief shelter stay

Diversion/rapid exit helps people explore their strengths and existing support networks, identify safe housing options, and connect to community supports and services

Limited financial assistance can support diversion/rapid exit strategies for people who need one-time support with security deposits or tickets to other communities with support networks

Developing New Approaches: Partnerships

People experiencing homelessness are or have been involved with other systems in the community:

- Chronically ill people have repeated hospitalizations
- Young adults were involved in the child welfare system
- VA benefits and services

Many people are eligible for community services and supports:

- Affordable housing
- Workforce development partnerships

CE Data & System Gaps

Small Group Discussion

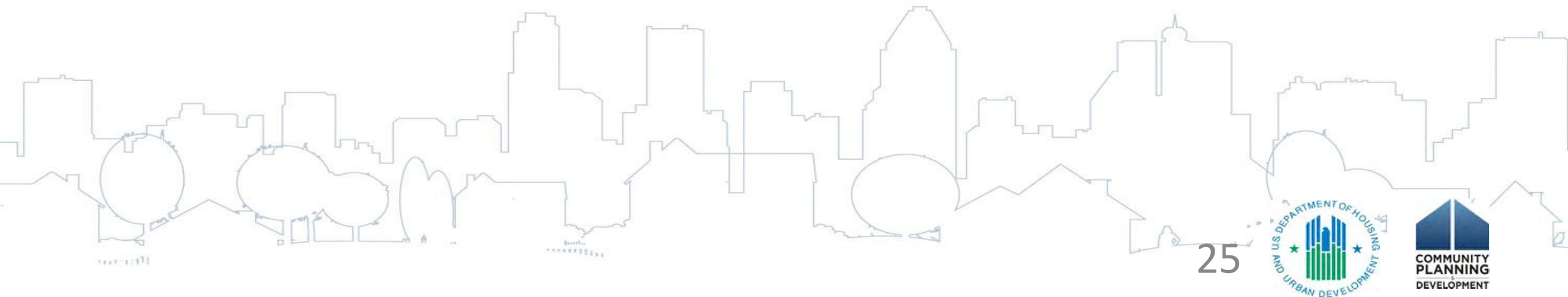
Questions?

Joyce Probst MacAlpine

Abt Associates

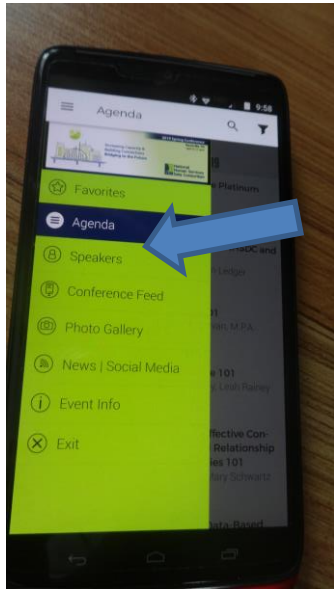
Joyce_MacAlpine@abtassoc.com

301-347-5932

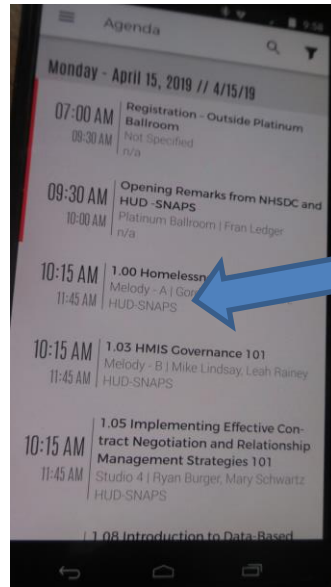


Evaluate This Session on Your Conference App! (It takes 5 minutes to complete)

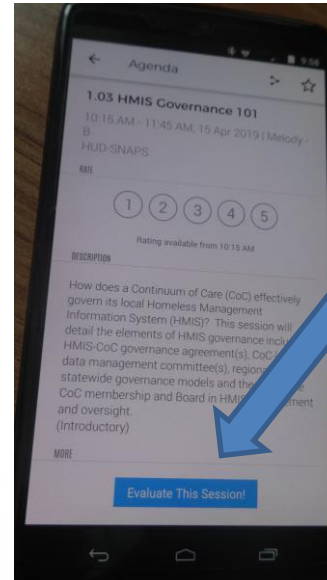
1) Select “Agenda”
from the
navigation menu.



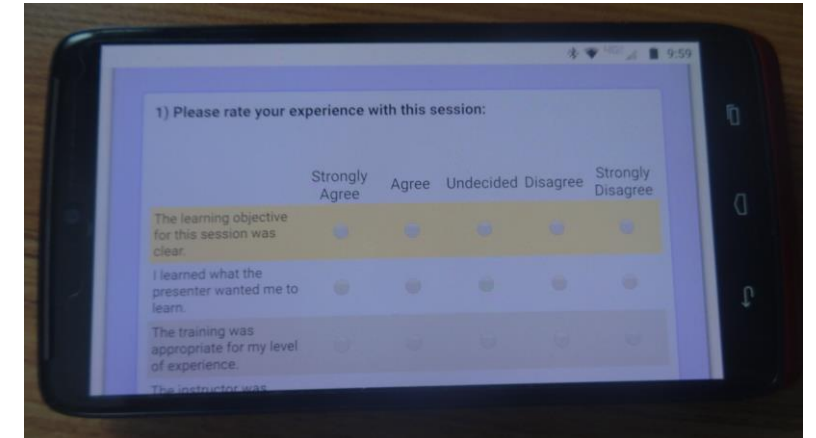
2) Select the name
of the session.



3) Select the blue
“Evaluate This
Session”.



4) Complete the
Evaluation and
Select “Finish”.



TIP:

Turn your phone horizontally to see rating options.

26

