



2 Person Clearlight® Sanctuary Outdoor Sauna | OD2

FULL SPECTRUM INFRARED SAUNA


- True Wave® Full Spectrum Heaters
- True Wave® Carbon/Ceramic Far-infrared Heaters
- Cedar Interior / Cedartec Exterior
- Digital Touchpad Control
- Smartphone App Control
- Bluetooth/AUX Connectivity *
- Built-in Stereo Speakers
- Built-in Ergonomic Backrest
- Medical Grade Chromotherapy 96 LED / 12 Colours
- Built-in Smart Device Charging Cabinet
- Flat and Ergonomic bench (reversible)



Built-in Charging & Audio Station
Charge your smart device, and connect your audio via Bluetooth or AUX inputs



Smart Phone App Control
Log in from your tablet or smartphone to remotely operate your sauna



Chromotherapy Included
Comes with medical grade Chromotherapy as standard



Full Spectrum Heating
Superior output from the full spectrum, comprising of near, mid and far infrared



Reversible Ergonomic bench
Choose between a contoured or flat profile surface



Waterproof Outdoor Cover
Includes a complementary cover for protection against rain or snow

Features

True Wave II™ Full-spectrum Heaters
Exclusively utilising patent-pending True Wave™ far-infrared and True Wave II™ full spectrum heaters. An innovative fusion of both carbon and ceramic heaters in one, providing you optimal, efficient, and safe therapeutic heat.

True Wave™ Far-infrared Heaters
Our True Wave™ hybrid carbon and ceramic, low EMF and low ELF heaters surround you in therepeutic infrared heat.

360° Infrared Heat
Our saunas have heaters on the front wall, back wall, side walls and underneath the bench, heating your body from every direction, which targets your core, rather than just heating the sauna cabin air.

Chromotherapy Upgrade Included
Medical-grade Chromotherapy is included. Chromotherapy utilises coloured light wavelengths that therapeutically benefit mood, energy and cellular activity.

Ergonomically Designed
The chiropractor-designed backrest and reversible bench ensures utimate comfort for long periods of relaxation. The seat is double-sided, with a contoured profile on one side, and flat on the reverse.

Built for the Outdoors
Featuring Gray Cedartec® exterior for outdoor use, insulated walls and Red Cedar interior for a premium sauna experience. The Outdoor sauna comes with a waterproof cover to maintain its warranty.

* For Residential customers only. Warranty on Commercial saunas are 5 years.
** Free delivery to United Kingdom locations. Deliveries to islands, remote or difficult to access areas might incur in a delivery fee.
Please enquire about possible installation service.

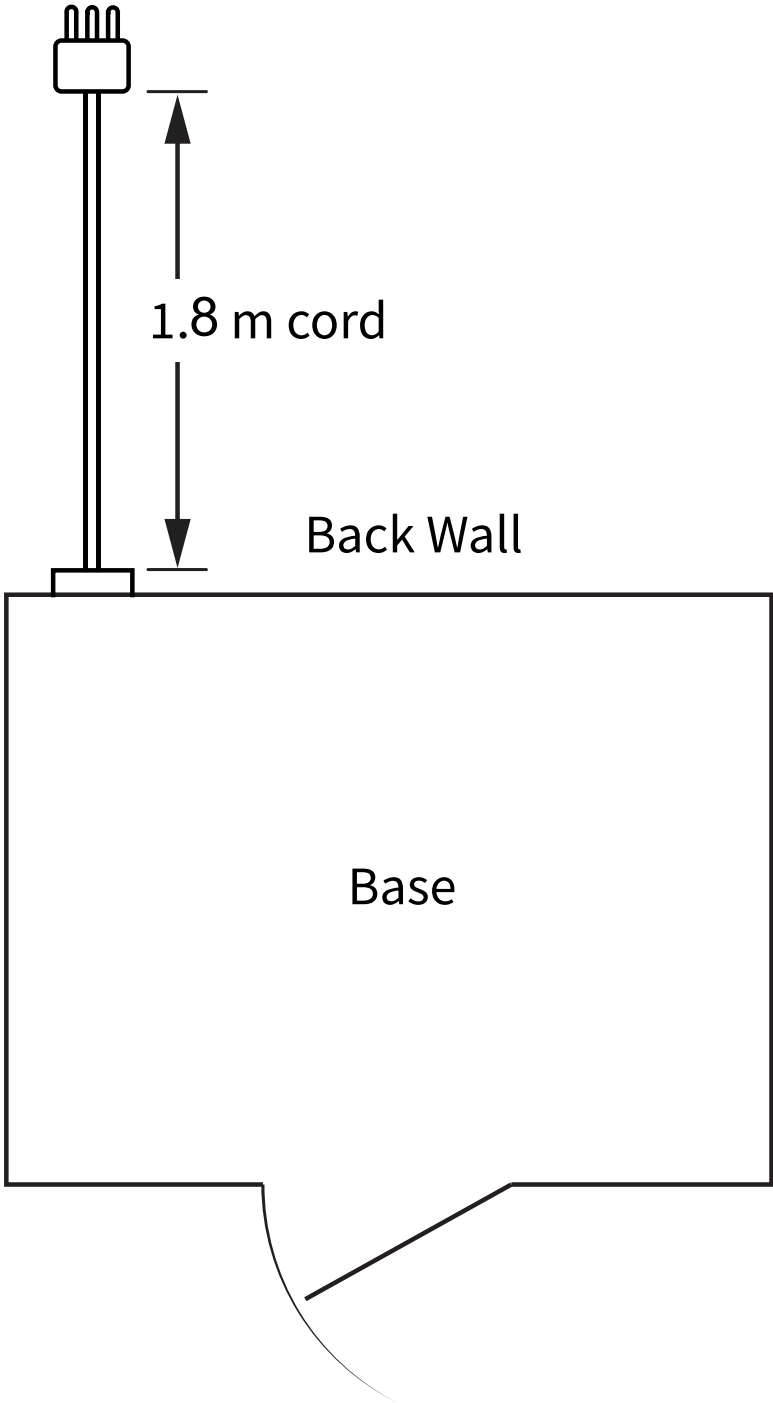
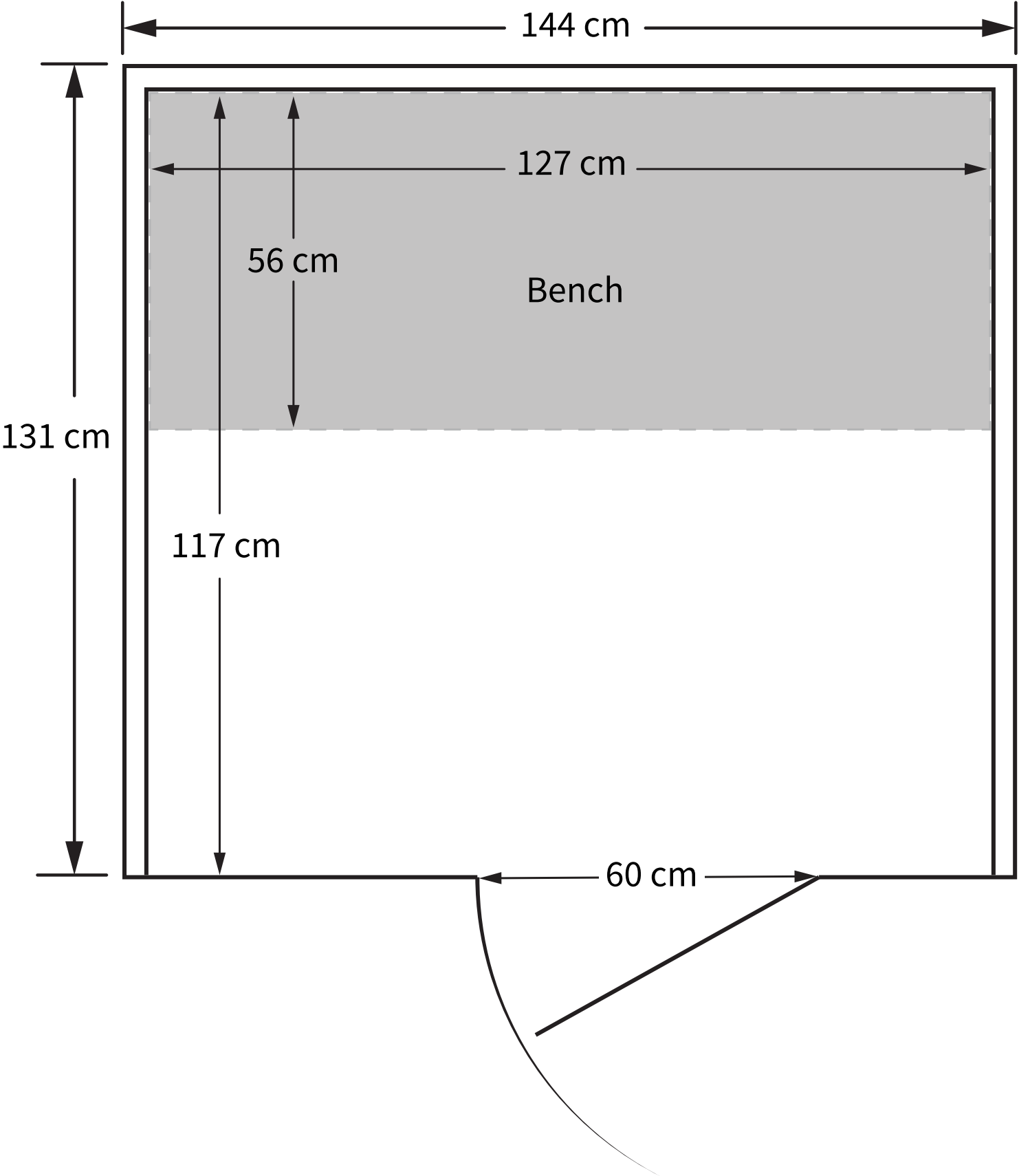
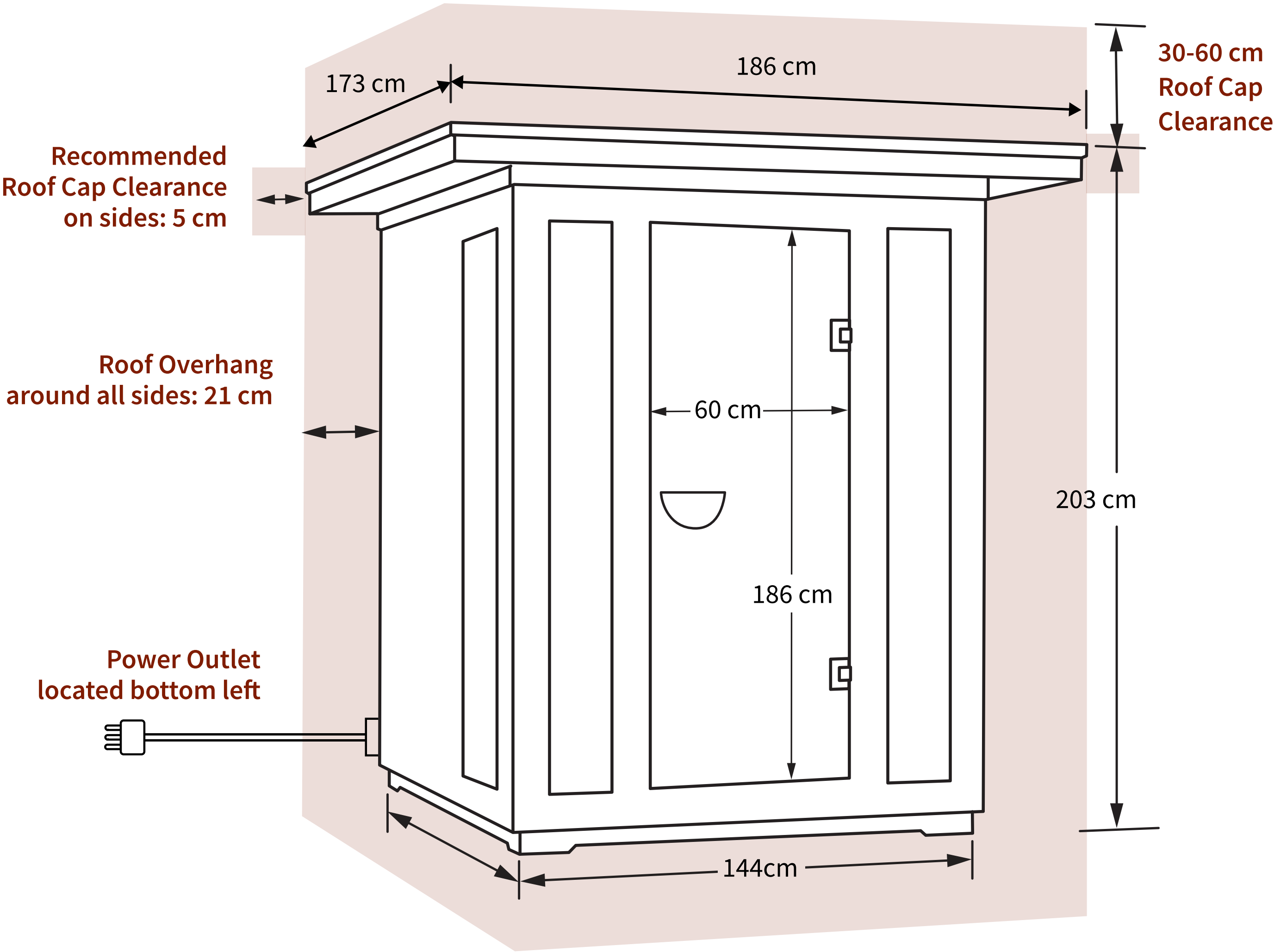
Clearlight®

2 Person Clearlight® Sanctuary
Outdoor Sauna | OD2



Clearlight[®]

2 Person Clearlight[®] Sanctuary
Outdoor Sauna | OD2



Dimensions & Weight	INTERIOR		EXTERIOR UNIT		BASE FOOTPRINT		ROOF OVERHANG		WEIGHT
	Width	130 cm	Width	144 cm	Width	144 cm	Width	186 cm	350 kg
	Depth	117cm	Depth	131 cm	Depth	131 cm	Depth	173 cm	
	Height	182 cm	Height	203 cm					
	Bench	127 x 56 cm							

While the Sanctuary Outdoor saunas are designed to be placed outdoors, we highly recommend choosing a location that is flat and level, and without excessive exposure to rain, or that is prone to flooding. The Outdoor Saunas is splash resistant, but not weatherproof.

When considering your sauna location, please take the following clearance recommendations into account. They will make a noticeable difference when it comes to installation, care & maintenance.

- Since every location is different, it's a great idea to connect with your sales consultant. They can provide valuable guidance in choosing the perfect sauna model for your specific space. A pre-install site inspection may also be possible, depending on your location.

True Wave™ Far Infrared and Full Spectrum Infrared Heater.

230 V
2,400 W
15 A
This unit requires a dedicated 16 amp commando socket - OR - 13 amp standard outdoor, waterproof socket. Please consult with your electrician.

Eco Certified Grade "A" Hypoallergenic Western Red Cedar
Zero volatile organic compounds
6mm tempered safety glass door, window and ceiling
Double wall tongue and groove construction

IPX 4

Interior Components : Lifetime Warranty
Exterior Cabin : 5 Years
Clearlight® Water Resistant Sauna Cover : 5 Years

For the warranty to be valid, the following condition must be met:
Your Clearlight® Outdoor Sauna is protected at all times by a Clearlight® Water Resistant Sauna Cover.
If you choose to not use the provided Outdoor cover, your sauna must be housed under adequate shelter or in a weatherproof structure.

Recommendations for the Outdoor Sauna

Choosing The Right Location

The Outdoor Sauna is defined as “outdoor” because the walls are thermally insulated and therefore have thicker walls, for colder climates.

While the Sanctuary Outdoor saunas are designed to be placed outdoors, we highly recommend choosing a location without excessive exposure to rain, or that is prone to flooding. The Outdoor Saunas is splash resistant, but not weatherproof.

Please note: By International Standards, the Outdoor Sauna has an IPX WATERPROOF RATING of 4 : “Protected from splashing water from any angle”.

Recommended Surfaces

The Sanctuary Outdoor Saunas must be installed on a firm surface that can support the weight, (with or without people in it).

A deck is the ideal surface, as the gaps between the decking slats allow for any moisture to escape, should any rain hit the surface of the deck.

Similarly, if placing the Outdoor Sauna onto a concrete slab, please make sure there is sufficient drainage to ensure any moisture drains away from under the floor.

DO NOT position the sauna directly onto grass or any other soft surface where the sauna can settle, and compromise the integrity of the structure.

Installation Requirements

For potential access to the electrics in the roof, allow a minimum 30cm above the roof, and 5cm clearance on each side of your sauna.

Ensure easy access to the powerpoint at all times, to allow for hard reset. We recommend installing the powerpoint at the back left of the sauna (when facing it).

Note: it is possible to install your sauna in smaller spaces, however this may impede access for repairs and maintenance. Your sauna warranty does not cover costs related to gaining access for repairs. Please consult the Clearlight team if you have any specific questions re space allowance.

UK

Clearlight Saunas UK Ltd
+44 (0) 238 202 6522
+353 (1) 5719279 (Ireland)
info@infraredsauna.co.uk
www.infraredsauna.co.uk

Protection Of The Outdoor Sauna

A sauna cover will be provided free of charge upon every outdoor sauna purchase and the use of the sauna cover is mandatory for all the outdoor saunas to maintain the warranty. For the warranty to be valid, the following condition must be met:

Your Clearlight® Outdoor Sauna is protected at all times by a selected Clearlight® Water Resistant Sauna Cover.

OR, If you choose to not use the provided Outdoor cover, your sauna must be housed under adequate shelter, or in a weatherproof structure.

Drainage Requirements

The sauna must not be placed on any surface that allows for moisture to collect underneath. Select a surface that allows water to drain away to avoid moisture building up and “wicking” up into the sauna from underneath the flooring.

The Outdoor Sauna Roof

The roof cap system is designed to allow water to run off the back of the roof. If the roof is not placed correctly or the base is not level, the water will pool on the roof and may cause damage to the sauna.

The Anchoring Kit

Your sauna comes with an anchoring kit that gives added protection for the sauna roof in extremely windy weather conditions.

Your Safety Matters To Us

The 5-person Outdoor Sauna has a combined weight of 476kg. Therefore, as a safety precaution, 3-4 persons may be required for lifting, holding and general installation.
