

# ENTERING FROM H STREET



**SAN YSIDRO  
HEALTH**

Look for the sign for **333 H Street** above the main entrance. Enter the doors into the 1<sup>st</sup> floor lobby.




Once inside, walk straight until you reach the elevators. Take the elevator to the 2<sup>nd</sup> floor.



After reaching the 2<sup>nd</sup> floor, turn towards the lobby and main desk. Walk past the main desk and through the double doors towards the parking garage.



As you walk out of the building towards the parking garage, you will see the entrance to the *San Ysidro Health Urgent Care* immediately on your right.

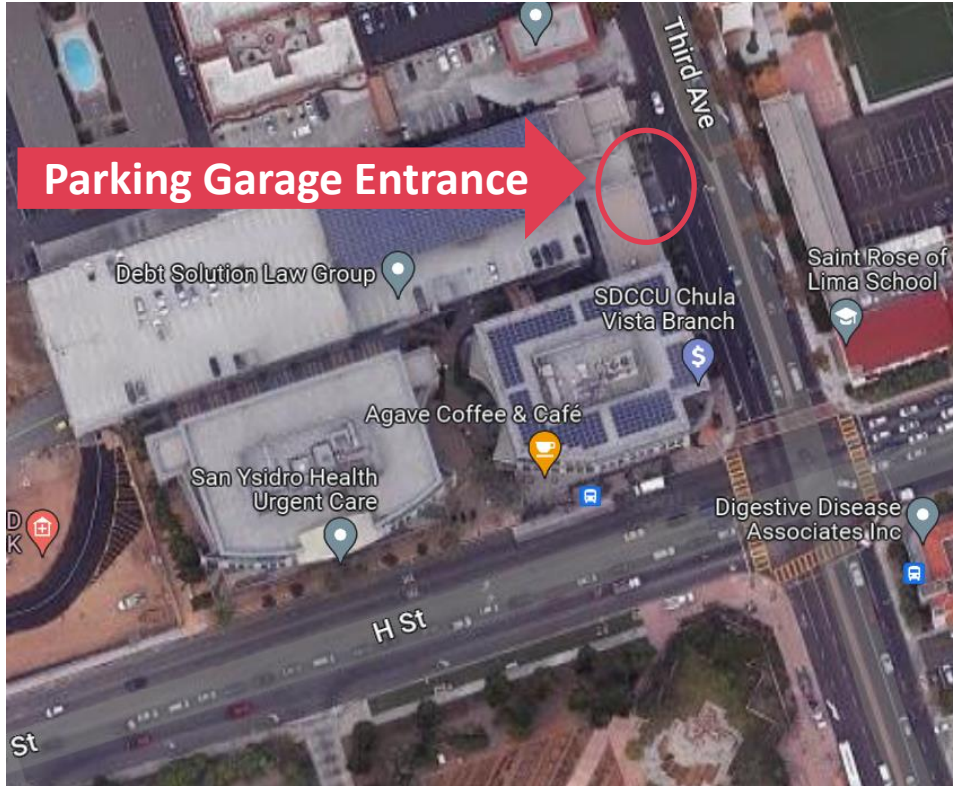


# ENTERING FROM GATEWAY PARKING GARAGE




**SAN YSIDRO  
HEALTH**

The entrance to the Gateway Parking Garage is located on Third Avenue.



After entering the Parking Garage, go to Level 2. If you are unable to park on Level 2, use the stairs or elevators to go to Level 2 after exiting your vehicle.



Once on Level 2 of the Parking Garage, look for the signs for **333 H St. Main Lobby**. Follow the arrow towards the Main Lobby.



As you walk towards the **333 H Street Main Lobby** from Level 2 of the Parking Garage, you will see signs for the *San Ysidro Health Urgent Care*. The Urgent Care entrance is on the left.

