


MADE IN ITALY. MADE TO EXCEL.

BOOST NATURAL



atlas concorde

September 2021



ORIGIN

The origin of a pure material

Boost Natural was born from the confluence of an ancient element like raw earth, the creativity of an Italian architect, and the industrial technology of Atlas Concorde. The result is a collection inspired by the natural character of an authentic material, interpreted with craftsmanship and made to the highest standards of quality.


Boost Natural nasce dall'incontro tra un elemento antico come la terra cruda, la creatività di un architetto italiano e la tecnologia industriale di Atlas Concorde. Il risultato è una collezione ispirata alla naturalità di un materiale autentico, interpretata con sapienza artigianale e realizzata ai più alti livelli di qualità.

Boost Natural est né de la rencontre entre un élément ancien comme la terre crue, la créativité d'un architecte italien et la technologie industrielle d'Atlas Concorde. Le résultat est une collection inspirée par le caractère naturel d'un matériau authentique, interprété de manière artisanale et produit aux plus hauts niveaux de qualité.

Boost Natural entsteht aus der Begegnung zwischen einem antiken Element wie der rohen Erde, der Kreativität eines italienischen Architekten und der Produktionstechnologie von Atlas Concorde. Die Kollektion ist an einem authentischen, natürlichen Material inspiriert, das sie mit handwerklichem Geschick interpretiert, und sie wird mit höchster Qualität hergestellt.

Boost Natural nació del encuentro entre un elemento antiguo como la tierra cruda, la creatividad de un arquitecto italiano y la tecnología industrial de Atlas Concorde. El resultado es una colección inspirada en la naturalidad de un material auténtico, interpretada con habilidad artesanal y producida con los más altos niveles de calidad.

Boost Natural рождается из слияния такого древнего элемента, как сырая глина, креативности итальянского архитектора и промышленных технологий Atlas Concorde. Это коллекция, вдохновленная натуральным материалом, осмысленная в ремесленном ключе, изготовленная по самым высоким стандартам качества.



Natural color combinations

COLOR PALETTE



Coal




Umber



Ecrú



Ash



Kaolin

The five neutral, enveloping colors of Boost Natural are inspired by the shades of natural clays. The earthy shades of each ensure perfect tone-on-tone combinations and elegant contrasts.

I cinque colori neutri e avvolgenti di Boost Natural si ispirano alle tonalità di argille naturali provenienti da diversi luoghi di estrazione. Le sfumature terrose di ciascuno garantiscono una perfetta abbinabilità reciproca con delicati accostamenti tono su tono e contrasti eleganti.

Les cinq couleurs neutres et enveloppantes de Boost Natural s'inspirent des nuances des argilles naturelles provenant de différentes carrières. Les nuances terreuses de chacun d'entre elles assurent un lien parfait avec des combinaisons délicates ton sur ton et des contrastes élégants.

Die fünf neutralen Wohlfühlfarben von Boost Natural sind den Farbtönen natürlicher Tone aus verschiedenen Abbauorten nachempfunden. Die erdigen Nuancen eignen sich perfekt für zarte Ton in Ton-Kombinationen und elegante Kontraste.



Coral



Cobalt

Los cinco colores neutros y envolventes de Boost Natural se inspiran en las tonalidades de las arcillas naturales de diferentes canteras. Los matices terrosos de cada uno de ellos garantizan una combinación perfecta con delicadas combinaciones tono sobre tono y contrastes elegantes.

Пять нейтральных цветов Boost Natural переняты у природных глин из месторождений различных географических регионов. Эти землястые тона прекрасно сочетаются между собой, из них можно составлять композиции тон в тон или элегантные контрасты.

SIZE RANGE

Modular sizes for design

Boost Natural has an extensive range of modular size: from classic sizes to the large 120x278 cm slab, able to expand spatial perspectives. Different thicknesses further extend the possible applications both indoors and out, producing an effect of stylistic continuity for residential, commercial, and hospitality projects.

Boost Natural dispone di un'articolata gamma di formati tra loro modulari: dalle dimensioni classiche fino al grande formato 120x278 cm, in grado di ampliare le prospettive spaziali. I diversi livelli di spessore ne estendono le possibilità applicative sia in interno sia in esterno, con un effetto di continuità stilistica per progetti residenziali, commerciali e dell'ospitalità.

Boost Natural propose une large gamme de formats modulaires : des formats classiques au grand format 120x278 cm, capables d'élargir les perspectives spatiales. Les différents niveaux d'épaisseur étendent les possibilités d'application tant à l'intérieur qu'à l'extérieur, avec un effet de continuité stylistique pour les projets résidentiels, commerciaux et hôteliers.

Boost Natural umfasst große und perfekt modulare Formate, die dank verschiedener Stärken im Innen- wie im Außenbereich verlegt werden können. Die perfekte Modularität der Beläge macht die Kollektion vielseitig und in Projekten im Wohnungs- und Gewerbebau sowie im Gastgewerbe einsetzbar.

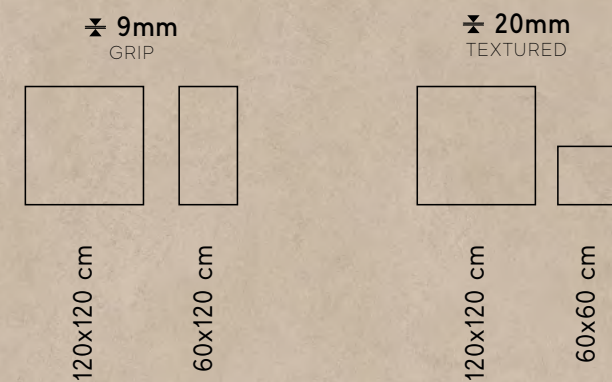
Boost Natural ofrece una amplia gama de tamaños que se pueden combinar entre sí: desde las dimensiones clásicas hasta el tamaño grande de 120x278 cm, el cual permite ampliar el diseño del espacio. Los diferentes grosores amplían las posibilidades de aplicación tanto en interiores como en exteriores, con un efecto de continuidad estilística para proyectos residenciales, comerciales y de hotelería.

Boost Natural обладает широкой гаммой модульных форматов, от классических до крупного 120x278 см, которые оригинально раздвигают границы пространств. Разные толщины дают возможность оформлять одним рисунком интерьер и улицу и добиваться тем самым эффекта стилистической цельности любого проекта, домашнего или коммерческого.

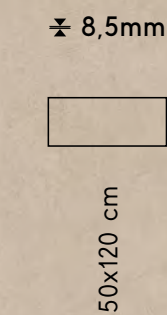
Porcelain Tiles for Floors and Walls



Porcelain Tiles for Outdoor and Wet Areas



Wall Tiles





3D WALL TILES

Three-dimensional walls

The natural, 3D surfaces of the wall tiles reproduce the craftsmanship of the workshop of Matteo Brioni. Perfectly reproduced on the ceramic surface, this handiwork conveys the authenticity of the original material to the eye and touch. Available in a 50x120 cm size, the tiles act as a complete furnishing element for interiors with an elegant, decisive personality.

Le superfici naturali e 3D dei rivestimenti ripropongono le lavorazioni artigianali ideate nel laboratorio di Matteo Brioni. Ricreate alla perfezione sulla superficie ceramica restituiscono alla vista e al tatto l'autenticità della materia di ispirazione. Disponibili nel formato 50x120 cm, sono elementi di arredo in sé completi, per interni dalla personalità elegante e decisa.

Les surfaces naturelles et 3D des revêtements muraux reproduisent le savoir-faire artisanal créé dans l'atelier de Matteo Brioni. Parfaitement recréées sur la surface de la céramique, elles restituent à la vue et au toucher l'authenticité du matériau inspiré. Disponibles dans le format 50x120 cm, elles représentent des éléments de décoration complètes pour des intérieurs à la personnalité élégante et décisive.

Die natürlichen und 3D-Oberflächen der Wandbeläge zeigen die handwerklichen, im Atelier von Matteo Brioni entwickelten Bearbeitungen. Sie wurden perfekt auf der keramischen Oberfläche nachgebildet und machen das als Vorbild dienende Material auf vollkommen echt wirkende Weise sicht- und ertastbar. Die im Format 50x120 cm erhältlichen Beläge sind wahre und eigenständige Einrichtungselemente für Innenräume von eleganter und entschlossener Persönlichkeit.

Las superficies naturales y tridimensionales de los revestimientos reproducen la artesanía creada en el taller de Matteo Brioni. Perfectamente recreados en la superficie cerámica, devuelven a la vista y al tacto la autenticidad del material de inspiración. Están disponibles en el tamaño 50x120 cm y son elementos de decoración completos en sí mismos pensados para interiores con una personalidad elegante y decidida.

Натуральная рельефная поверхность настенных плиток воспроизводит фактуру ручной работы, созданную в мастерской Маттео Бриони. На взгляд и на ощупь она такая же, как у взятых за основу исходных образцов материала. Плитка, доступная в формате 50x120, уже сама по себе может стать эффектным декором интерьера и придать ему решительную элегантность.



The colors of the earth

Inspired by the manual working of raw earth, the surfaces of Boost Natural stand out for their uniform appearance and the soft, opaque shades that embrace the environment.

Ispirate alla lavorazione manuale della terra cruda, le superfici di Boost Natural si distinguono per l'aspetto omogeneo e le tonalità morbide e opache che avvolgono l'ambiente.

Inspirées du traitement manuel de la terre crue, les surfaces de Boost Natural se distinguent par leur aspect homogène et les nuances douces et opaques qui enveloppent le milieu.

Die an der manuellen Bearbeitung ungebrannten Tons inspirierten Oberflächen von Boost Natural zeichnen sich durch ihr gleichmäßiges Aussehen und die weichen, matten Farbtöne aus, mit denen sie das Ambiente prägen.

Inspirado en la elaboración manual de la tierra cruda, las superficies de Boost Natural se distinguen por su aspecto homogéneo y sus tonos suaves y opacos que envuelven el ambiente.

Плитка Boost Natural имитирует сырую глину, обработанную вручную. Отличают ее однородный вид и мягкие матовые тона, приятно окутывающие интерьер.





atlas concorde

FLOOR
Boost Natural Ash Matte/Matt
120x120 cm | 47¹/₄"x47¹/₄"

WALL
Boost Natural Ash Matte/Matt
120x278 cm | 47¹/₄"x109¹/₂"

Boost Natural Ash Mosaico Rhombus Matte/Matt
36,7x33,8 cm | 14¹/₂"x13¹/₄"



atlas concorde



THE REGULAR TILES OF THE RHOMBUS MOSAIC BRING OUT THE NATURAL SURFACE OF THE RAW EARTH LOOK. THE PATTERN CREATED BY THE JOINTS LINES ALLOWS YOU TO CUSTOMIZE THE DECOR WITH A CONTRASTING GROUT.

LE TESSERE REGOLARI DEL MOSAICO RHOMBUS VALORIZZANO LA SUPERFICIE MATERICA DELL'EFFETTO TERRA CRUDA. IL PATTERN CREATO DALLE LINEE DI FUGA PERMETTE DI PERSONALIZZARE IL DECORO APPLICANDO UNO STUCCO A CONTRASTO.

LES TESSELLES RÉGULIÈRES DE LA MOSAÏQUE RHOMBUS REHAUSSENT LA SURFACE MATÉRIELLE DE L'EFFET TERRE CRUE. LE MOTIF CRÉÉ PAR LES LIGNES DE FUGES PERMET DE PERSONNALISER LA DÉCORATION EN APPLIQUANT UN MASTIC CONTRASTÉ.

DIE REGELMÄSSIGEN MOSAIKSTEINCHEN RHOMBUS UNTERSTREICHEN DIE STOFFLICHE OBERFLÄCHE DER OPTIK VON UNGEBRANNTEM TON. DAS DURCH DIE FUGEN ERZEUGTE MUSTER ERLAUBT DIE PERSONALISIERUNG DES DEKORS DURCH FARBLICH KONTRASTIERENDE FUGENMASSEN.

LAS TESELAS REGULARES DEL MOSAICO RHOMBUS VALORIZAN LA SUPERFICIE TEXTURIZADA CON EFECTO TIERRA CRUDA. EL PATRÓN CREADO POR LAS LÍNEAS DE UNIÓN PERMITE PERSONALIZAR LA DECORACIÓN APLICANDO UN ESTUCCO DE CONTRASTE.

РОВНЫЕ КУСОЧКИ МОЗАИКИ RHOMBUS ОРИГИНАЛЬНО ПОДЧЕРКИВАЮТ ЭФФЕКТ НЕОБОЖЖЕННОЙ ГЛИНЫ НА ПОВЕРХНОСТИ. РИСУНОК, ОБРАЗОВАННЫЙ ЛИНИЯМИ ШВОВ, ПОЗВОЛЯЕТ ИНДИВИДУАЛИЗИРОВАТЬ ДЕКОР КОНТРАСТНОЙ ЗАТИРКОЙ.

WALL
Boost Natural **Ash Mosaico Rhombus** Matte/Matt
36,7x33,8 cm | 14 1/2"x13 1/4"

The beauty of comfort

The 120x278 cm wall tile is perfect for reducing the number of joints. Applied to the wall of the shower, it's a solution with a high visual impact that ensures durability, cleanliness, and hygiene.

Il formato 120x278 cm a rivestimento è perfetto per ridurre la presenza delle fughe. Applicato a parete nella doccia, è una soluzione dall'elevato impatto visivo che assicura durata, pulizia e igiene.

Le format de revêtement mural 120x278 cm est parfait pour réduire la présence de joints. Appliquée au mur de la douche, c'est une solution à fort impact visuel qui assure durabilité, propreté et hygiène.

Mit dem Format 120x278 cm an der Wand werden die Fugen reduziert. Als Wandbelag in der Dusche ist es optisch höchst effektiv und garantiert Langlebigkeit, Sauberkeit und Hygiene.

El formato de azulejos de 120x278 cm es perfecto para reducir las juntas. Montado en la pared de la ducha, es una solución de alto impacto que garantiza durabilidad, limpieza e higiene.

Настенный формат 120x278 см уменьшает количество швов. На стенах душа такое решение невероятно эффектно и в то же время долговечно, легко в уборке и гигиенично.



FLOOR
Boost Natural **Ash** Matte/Matt
120x120 cm | 47 1/4" x 47 1/4"

WALL
Boost Natural **Kaolin** Matte/Matt
120x278 cm | 47 1/4" x 109 1/2"

Boost Natural **Ash** Matte/Matt
120x278 cm | 47 1/4" x 109 1/2"



Immersive surfaces

The surfaces of Boost Natural bring the appeal of a handmade material into the world of interior design. The reliefs on the wall tiles add authenticity to the walls of any type of setting.

Le superfici di Boost Natural portano l'appeal di una materia lavorata a mano nel mondo dell'interior design. I segni a rilievo dei rivestimenti conferiscono autenticità alle pareti di ogni tipo di ambientazione.

Les surfaces de Boost Natural apportent l'attrait d'un matériau artisanal au monde de la décoration d'intérieur. Les signes en relief des revêtements donnent de l'authenticité aux murs de tout type de décor.

Die Oberflächen von Boost Natural bringen den Charme einer von Hand bearbeiteten Materie in das Innendesign. Die Reliefdetails der Wandbeläge verleihen den Wänden in jedem Ambiente Authentizität.

Las superficies de Boost Natural aportan el atractivo de un material artesanal al mundo del diseño de interiores. Las marcas en relieve del revestimiento dan autenticidad a las paredes de todo tipo de ambientes.

Коллекция Boost Natural приносит в мир интерьерного дизайна красоту материала, обработанного вручную. Рельефные мотивы настенной плитки вдыхают шарм аутентичности в любую обстановку.



atlas concorde



WALL
Boost Natural Ecu 3D Texture Matte/Matt
50x120 cm | 19⁵/₈"x47¹/₄"



3D TEXTURE WALL TILES BLEND THE WEAVE OF FABRICS AND LACES WITH THE NATURAL IRREGULARITIES THAT DISTINGUISH THE GRANULAR SURFACE OF THE ORIGINAL MATERIAL.

IL RIVESTIMENTO 3D TEXTURE FONDE L'IMPRONTA DI TESSUTI E PIZZI CON LE NATURALI IRREGOLARITÀ CHE CARATTERIZZANO LA SUPERFICIE GRANULARE DELLA MATERIA DI ISPIRAZIONE.

LE REVÊTEMENT 3D TEXTURE MÉLANGE L'EMPREINTE DES TISSUS ET DE LA DENTELLE AVEC LES IRRÉGULARITÉS NATURELLES QUI CARACTÉRISENT LA SURFACE GRANULEUSE DE LA MATIÈRE D'INSPIRATION.

DER WANDBELAG 3D TEXTURE VEREINT DIE STRUKTUR VON STOFF UND SPITZE MIT DER NATÜRLICHEN UNREGELMÄSSIGKEIT DER KÖRNIGEN OBERFLÄCHE DES ALS VORBILD DIENENDEN MATERIALS.

EL REVESTIMIENTO 3D TEXTURE MEZCLA LA IMPRONTA DE ENCAJES Y TEJIDOS CON LAS NATURALES IRREGULARIDADES QUE CARACTERIZAN LA SUPERFICIE GRANULADA DEL MATERIAL DE INSPIRACIÓN.

НАСТЕННАЯ ПЛИТКА 3D TEXTURE СОЧЕТАЕТ НЕОБЫЧНЫЙ ЭФФЕКТ ТКАНИ И КРУЖЕВ С ЕСТЕСТВЕННОЙ НЕРОВНОСТЬЮ ЗЕРНИСТОГО РИСУНКА ИСХОДНОГО МАТЕРИАЛА.

WALL
Boost Natural **Ecru 3D Texture** Matte/Matt
50x120 cm | 19⁵/₈"x47¹/₄"



Design with light

On the wall, the wave reliefs and soft neutral tones of the 3D Wave wall tiles give the surface a dynamism that increases the room's comfort level.

Sulla parete, i rilievi a onde e le morbide tonalità neutre del rivestimento 3D Wave conferiscono alla superficie un dinamismo che esalta il comfort dell'ambiente.

Au mur, les reliefs ondulés et les teintes douces et neutres du revêtement 3D Wave confèrent à la surface un dynamisme qui améliore le confort de l'environnement.

Wellenreliefs und die weichen, neutralen Farbtöne des Wandbelags 3D Wave erzeugen Dynamik an der Wand, die den Komfort des Raums unterstreicht.

En la pared, los relieves ondulados y los suaves tonos neutros del revestimiento 3D Wave confieren a la superficie un dinamismo que aumenta el confort del ambiente.

Волнистый рельеф и мягкие тона плитки 3D Wave придают стене динамизм и усиливают уют интерьера.



THE 3D WAVE WALL TILE IS CRISS-CROSSED BY WAVE RELIEFS THAT REPRODUCE THE ARTISANAL WORKMANSHIP OF RAW EARTH, WITH DETAILS AND IMPERFECTIONS THAT CATCH THE LIGHT IN CONSTANTLY SHIFTING WAYS.

IL RIVESTIMENTO 3D WAVE È ATTRAVERSATO DA ONDE A RILIEVO CHE RIPRODUCONO GLI EFFETTI DELLA LAVORAZIONE ARTIGIANALE DELLA TERRA CRUDA, CON DETTAGLI E IMPERFEZIONI CHE DIREZIONANO LA LUCE IN MODO SEMPRE DIVERSO.

LE REVÊTEMENT 3D WAVE EST TRAVERSÉ PAR DES VAGUES EN RELIEF QUI REPRODUISENT LES EFFETS DU TRAITEMENT ARTISANAL DE LA TERRE CRUE, AVEC DES DÉTAILS ET DES IMPERFECTIONS QUI ORIENTENT LA LUMIÈRE D'UNE MANIÈRE TOUJOURS DIFFÉRENTE.

DER WANDBELAG 3D WAVE IST VON RELIEFARTIGEN WELLEN DURCHZOGEN, DIE HANDBEARBEITETEM, UNGEBRANNTEM TON NACHEMPFUNDEN SIND. MIT DETAILLEN UND UNVOLLKOMMENHEITEN, DIE DAS LICHT AUF IMMER WIEDER NEUE WEISE BRECHEN.

EL REVESTIMIENTO 3D WAVE ESTÁ ATRAVESADO POR ONDAS EN RELIEVO QUE REPRODUCEN LOS EFECTOS DE LA ELABORACIÓN ARTESANAL DE LA TIERRA CRUDA, CON DETALLES E IMPERFECCIONES QUE DIRIGEN LA LUZ DE FORMA SIEMPRE CAMBIANTE.

НАСТЕННУЮ ПЛИТКУ 3D WAVE ПОКРЫВАЮТ РЕЛЬЕФНЫЕ ВОЛНЫ, КОТОРЫЕ ВОССОЗДАЮТ ЭФФЕКТ РУЧНОЙ ОБРАБОТКИ СЫРОЙ ГЛИНЫ. ДЕТАЛИ И НЕСОВЕРШЕНСТВА ПОВЕРХНОСТИ ЗАСТАВЛЯЮТ СВЕТ ИГРАТЬ ВСЕГДА ПО-РАЗНОМУ.

WALL

Boost Natural **Ash 3D Wave** Matte/Matt
50x120 cm | 19⁵/₈"x47¹/₄"

Boost Natural **Ash** Matte/Matt
50x120 cm | 19⁵/₈"x47¹/₄"

WASHBASIN

Boost Natural **Ecu** Matte/Matt



atlas concorde

THE RECTANGULAR TILES OF THE TRACE MOSAIC INTERSECT, CREATING A GEOMETRIC PATTERN WITH THE NATURAL FINISH AND SURFACES OF 3D BRUSHED AND 3D WAVE.

LE TESSERE RETTANGOLARI DEL MOSAICO TRACE SI INTERSECANO CREANDO UN MOTIVO GEOMETRICO CON LA FINITURA NATURALE E LE SUPERFICI 3D BRUSHED E 3D WAVE.

LES TESSELLES RECTANGULAIRES DE LA MOSAÏQUE TRACE SE CROISENT EN CRÉANT UN MOTIF GÉOMÉTRIQUE AVEC LA FINITION NATURELLE ET LES SURFACES 3D BRUSHED ET 3D WAVE.

DIE RECHTECKIGEN MOSAIKSTEINCHEN VON TRACE BILDEN EIN GEOMETRISCHES MOTIV AUS DER NATÜRLICHEN OBERFLÄCHE UND DEN ELEMENTEN 3D BRUSHED UND 3D WAVE.

LAS TESELAS RECTANGULARES DEL MOSAICO TRACE SE CRUZAN PARA CREAR UN PATRÓN GEOMÉTRICO CON EL ACABADO NATURAL Y LAS SUPERFICIES 3D BRUSHED Y 3D WAVE.

ПРЯМОУГОЛЬНЫЕ ЭЛЕМЕНТЫ МОЗАИКИ TRACE ПЕРЕПЛЕТАЮТСЯ В ГЕОМЕТРИЧЕСКИЙ МОТИВ С ПЛИТКАМИ 3D BRUSHED И 3D WAVE.



WALL
Boost Natural Ash 3D Wave Matte/Matt
50x120 cm | 19⁵/₈"x47¹/₄"

Boost Natural Ecu Mosaico Trace Mix Matte/Matt
30x29,2 cm | 11³/₄"x11¹/₂"



Natural wellness

In the bathroom, the reliefs of the 3D Brushed tiles give the walls a strong textured feeling, evoking the marks of raw earth worked by hand.

Nel bagno, i rilievi del rivestimento 3D Brushed conferiscono una decisa connotazione materica alle pareti, evocando i segni della lavorazione manuale della terra cruda.

Dans la salle de bain, les reliefs du revêtement 3D Brushed donnent une forte connotation matière aux murs, évoquant les signes du traitement manuel de a terre crue.

Im Bad sorgen die Reliefs des Wandbelags 3D Brushed mit ihren angedeuteten Spuren der manuellen Bearbeitung von ungebranntem Ton für eine ausgeprägt stoffliche Optik.

En el cuarto de baño, los relieves del revestimiento 3D Brushed dan una fuerte connotación material a las paredes, evocando los signos de la elaboración manual de la tierra cruda.

Рельеф плитки 3D Brushed придает стенам ванной комнаты выразительную фактурность, как если бы сырую глину обработали вручную.





WALL
 Boost Natural Kaolin 3D Brushed Matte/Matt
 50x120 cm | 19⁷/₈"x47¹/₄"



THE STRIPS OF THE PIANO MIX MOSAIC MIX THE SIMILAR COLORS AND TEXTURES OF THE NATURAL, 3D TEXTURED AND 3D BRUSHED SURFACES, CREATING AN INTERPLAY OF LIGHT AND SHADOWS RICH IN DETAILS.

I LISTELLI DEL MOSAICO PIANO MIX MESCOLANO LE TINTE OMOGENEE E LE TEXTURE DELLE SUPERFICI NATURALE, 3D TEXTURED E 3D BRUSHED, CREANDO UN GIOCO DI LUCI RICCO DI DETTAGLI.

LES BANDES DE LA MOSAÏQUE PIANO MIX MÉLANGENT LES COULEURS ET LES TEXTURES HOMOGÈNES DES SURFACES NATURAL, 3D TEXTURED ET 3D BRUSHED, CRÉANT UN JEU DE LUMIÈRE RICHE EN DÉTAILS.

DIE LEISTEN DES MOSAIKS PIANO MIX VERMISCHEN UNIFARBEN MIT DEN TEXTUREN DER OBERFLÄCHEN NATUR, 3D TEXTURED UND 3D BRUSHED IN EINEM DETAILREICHEN SPIEL MIT DEM LICHT.

LOS LISTONES DE MOSAICO PIANO MIX MEZCLAN LOS COLORES Y TEXTURAS HOMOGÉNEOS DE LAS SUPERFICIES NATURAL, 3D TEXTURED Y 3D BRUSHED, CREANDO UN JUEGO DE LUCES CON RIQUEZA DE DETALLES.

ПЛАНКИ МОЗАИКИ ПИАНО МИХ ПЕРЕМЕШИВАЮТ ОДНОРОДНЫЕ ТОНА И РАЗНЫЕ ФАКТУРЫ ПОВЕРХНОСТЕЙ NATURAL, 3D TEXTURED И 3D BRUSHED. ПОЛУЧАЕТСЯ БОГАТАЯ ИГРА СВЕТА.

WALL

Boost Natural Ash Mosaico Piano Mix Matte/Matt
50x40,5 cm | 19⁷/₈"x16"

atlas concorde





FLOOR
 Boost Natural **Ash** Matte/Matt
 120x120 cm | 47¹/₄"x47¹/₄"

WALL
 Boost Natural **Ash Mosaico Piano Mix** Matte/Matt
 50x40,5 cm | 19⁷/₈"x16"

The essence of relaxation

With its large surface area, the 120x278 size brings out the essential nature of the raw-earth effect in every setting. The matte finish of the floor helps to give the surfaces an authentic effect

Con la sua ampia superficie, il formato 120x278 esalta l'essenzialità dell'effetto terra cruda in ogni contesto. La finitura matt del pavimento contribuisce a dare alle superfici un effetto autentico.

Avec sa grande surface, le format 120x278 renforce l'essentialité de l'effet terre crue dans n'importe quel contexte. La finition mate du sol contribue à donner aux surfaces un effet authentique.

Das großzügige Format 120x278 unterstreicht die schlichte Optik ungebrannten Tons in jedem Kontext. Die matte Oberflächenausführung des Bodens trägt zu der authentischen Wirkung der Oberflächen bei.

Con su gran superficie, el formato 120x278 realza la esencialidad del efecto tierra cruda en cualquier contexto. El acabado mate del pavimento contribuye a dar un efecto de autenticidad a las superficies.

Большая поверхность формата 120x278 усиливает эффект сырой глины в любом контексте. Матовая отделка напольных плиток добавляет им аутентичности.



atlas concorde



FLOOR
Boost Natural **Umber** Matte/Matt
120x120 cm | 47¹/₄"x47¹/₄"

Boost Natural **Umber** Grip
120x120 cm | 47¹/₄"x47¹/₄"

WALL
Boost Natural **Ecru** Matte/Matt
120x278 cm | 47¹/₄"x109¹/₂"

Boost Natural **Kaolin** Matte/Matt
120x278 cm | 47¹/₄"x109¹/₂"

Boost Natural **Ecru Mosaico Tumbled** Matte/Matt
31x31 cm | 12¹/₄"x12¹/₄"

FURNITURE
Marvel **Calacatta Delicato** Silk
120x278 cm | 47¹/₄"x109¹/₂"

RESISTANT TO SCRATCHES AND WEAR, LARGE PORCELAIN SLABS MAKE IT POSSIBLE TO CREATE KITCHEN COUNTERTOPS OFFERING SUPERIOR LEVELS OF PERFORMANCE.

RESISTENTI A GRAFFI E USURA, LE GRANDI LASTRE IN GRES PORCELLANATO PERMETTONO DI REALIZZARE PIANI CUCINA CON LIVELLI DI PERFORMANCE ELEVATI.

RÉSISTANTES AUX RAYURES ET À L'USURE, LES GRANDES DALLES EN GRÈS CÉRAME PERMETTENT DE RÉALISER DES PLANS DE TRAVAIL CUISINE AUX PERFORMANCES ÉLEVÉES.

DIE GROSSEN FEINSTEINZEUGPLATTEN SIND KRATZFEST UND VERSCHLEISSBESTÄNDIG. FÜR LEISTUNGSSTARKE KÜCHENARBEITSPALTEN.

RESISTENTES A LOS ARAÑAZOS Y AL DESGASTE, LAS GRANDES LOSAS DE GRES PORCELÁNICO PERMITEN CREAR ENCIMERAS DE COCINA CON ALTAS PRESTACIONES.

БОЛЬШИЕ ПЛИТЫ ИЗ КЕРАМОГРАНИТА УСТОЙЧИВЫ К ЦАРАПИНАМ, ИЗНОСУ И ПОЗВОЛЯЮТ СОЗДАВАТЬ СТОЛЕШНИЦЫ С ВЫСОКИМИ ЭКСПЛУАТАЦИОННЫМИ СВОЙСТВАМИ.



FLOOR
Boost Natural **Umber** Matte/Matt
120x120 cm | 47¹/₄"x47¹/₄"

COUNTERTOP
Marvel **Calacatta Prestigio** Silk
120x278 cm | 47¹/₄"x109¹/₂"

AtlasPlan
Boost Natural **Ecru** Hammered \times 12 mm
162x324 cm | 63³/₄"x127¹/₂"



FLOOR
Boost Natural **Ecrú** Matte/Matt
120x120 cm | 47 $\frac{1}{4}$ "x47 $\frac{1}{4}$ "

WALL
Boost Natural **Umber** Matte/Matt
120x278 cm | 47 $\frac{1}{4}$ "x109 $\frac{1}{2}$ "

Interacting materials

The dusty nuances of the raw earth effect interact perfectly with the simple shades of the stone look, creating a range of creative solutions.

Le nuance polverose dell'effetto terra cruda dialogano alla perfezione con le tonalità essenziali dell'effetto pietra, dando vita a un ventaglio di soluzioni creative.

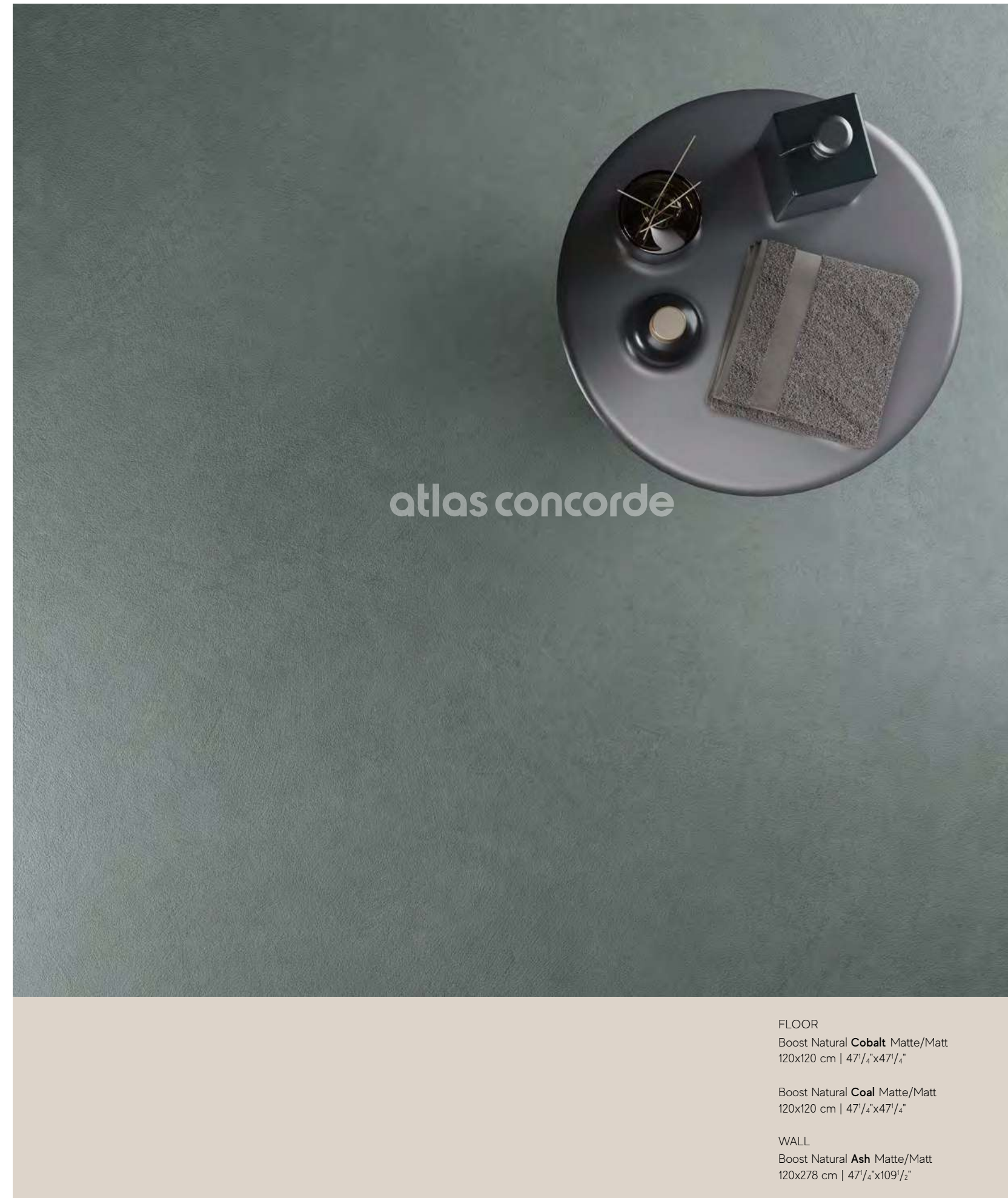
Les nuances poussiéreuses de l'effet terre crue interagissent parfaitement avec les nuances essentielles de l'effet pierre, donnant vie à une gamme de solutions créatives.

Die staubigen Nuancen der Optik roher Erde dialogieren perfekt mit den schlichten Farben der Steinoptik und erlauben vielfältige kreative Ideen.

Los matices polvorientos del efecto tierra cruda dialogan perfectamente con los tonos esenciales del efecto piedra, creando una gama de soluciones creativas.

Пыльные тона эффекта сырой глины идеально сочетаются с неброскими оттенками рисунка камня, позволяя создавать огромное множество креативных решений.





atlas concorde

FLOOR
 Boost Natural **Cobalt** Matte/Matt
 120x120 cm | 47¹/₄"x47¹/₄"

Boost Natural **Coal** Matte/Matt
 120x120 cm | 47¹/₄"x47¹/₄"

WALL
 Boost Natural **Ash** Matte/Matt
 120x278 cm | 47¹/₄"x109¹/₂"

BOOST NATURAL

Porcelain tiles


COLOURED BODY PORCELAIN TILES - RECTIFIED MONOCALIBER

GRES PORCELLANATO COLORATO IN MASSA - RETTIFICATO MONOCALIBRO

Grès cérame coloré dans la masse - Rectifié mono-calibre / Durchgefärbtes Feinsteinzeug - Geschliffen einkalibrig /

Gres porcelánico coloreado en masa - Rectificado monocalibre / Керамический гранит окрашенный в массе - Ретифицированный в одном калибре

Cobalt: glazed porcelain tiles / gres porcellanato smaltato / carreaux en grès cérame émaillé / glasierte Feinsteinzeugfliesen / gres porcelánico esmaltado / глазурованный керамогранит



Size	Thickness	Kaolin	Ash	Ecu	Umber	Coal	Cobalt	Coral
120x278 cm - 47 ¹ / ₄ "x109 ¹ / ₂ "	± 6 mm	Matte	Matte	Matte	Matte	Matte	Matte	Matte
120x120 cm - 47 ¹ / ₄ "x47 ¹ / ₄ "	± 9 mm	Matte	Matte	Matte	Matte	Matte	Matte	Matte
60x120 cm - 23 ⁵ / ₈ "x47 ¹ / ₄ "	± 9 mm	Matte	Matte	Matte	Matte	Matte	Matte	Matte
60x60 cm - 23 ⁵ / ₈ "x23 ⁵ / ₈ "	± 9 mm	Matte	Matte	Matte	Matte	Matte		
30x60 cm - 11 ³ / ₄ "x23 ⁵ / ₈ "	± 9 mm	Matte	Matte	Matte	Matte	Matte		



Outdoor and Wet Areas

Size	Thickness	Kaolin	Ash	Ecu	Umber	Coal	Cobalt	Coral
120x120 cm - 47 ¹ / ₄ "x47 ¹ / ₄ "	± 9 mm	Grip	Grip	Grip	Grip	Grip		
60x120 cm - 23 ⁵ / ₈ "x47 ¹ / ₄ "	± 9 mm	Grip	Grip	Grip	Grip	Grip		
120x120 cm - 47 ¹ / ₄ "x47 ¹ / ₄ "	± 20 mm	Textured	Textured	Textured				
60x60 cm - 23 ⁵ / ₈ "x23 ⁵ / ₈ "	± 20 mm	Textured	Textured	Textured				

Atlas Plan

Size	Thickness	Kaolin	Ash	Ecu	Umber	Coal	Cobalt	Coral
162x324 cm - 63 ³ / ₄ "x127 ¹ / ₂ "	± 12 mm			Hammered				

Wall tiles

WHITE-BODY WALL TILES - RECTIFIED MONOCALIBER

RIVESTIMENTI IN PASTA BIANCA - RETTIFICATO MONOCALIBRO

Revêtements en pâte blanche - Rectifié mono-calibre / Weißscherbige Wandfliesen - Geschliffen einkalibrig

Revestimientos en pasta blanca - Rectificado monocalibre / Настенная плитка из белой глины - Ретифицированный в одном калибре

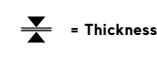
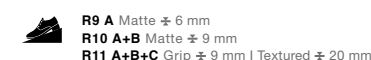


Size	Thickness	Kaolin	Ash	Ecu
50x120 cm - 19 ⁵ / ₈ "x47 ¹ / ₄ "	± 8,5 mm	Matte	Matte	Matte
50x120 cm - 19 ⁵ / ₈ "x47 ¹ / ₄ " 3D Brushed	± 8,5 mm	Matte	Matte	Matte
50x120 cm - 19 ⁵ / ₈ "x47 ¹ / ₄ " 3D Texture	± 8,5 mm	Matte	Matte	Matte
50x120 cm - 19 ⁵ / ₈ "x47 ¹ / ₄ " 3D Wave	± 8,5 mm	Matte	Matte	Matte

Destination of use



Anti-slip



Color-shading



KAOLIN

ASH

ECRU

UMBER

COAL

COBALT

CORAL

INDEX

OVERVIEW

SPACES

RANGE

TECH. SPECS

Porcelain tile decors

Boost Natural Kaolin
Mosaico Rhombus Matt
36,7x33,8 cm - 14 1/2"x13 1/4"



Boost Natural Ash
Mosaico Rhombus Matt
36,7x33,8 cm - 14 1/2"x13 1/4"



Boost Natural Ecrú
Mosaico Rhombus Matt
36,7x33,8 cm - 14 1/2"x13 1/4"




Boost Natural Umber
Mosaico Rhombus Matt
36,7x33,8 cm - 14 1/2"x13 1/4"



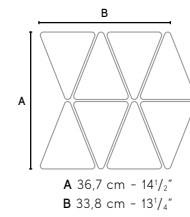
Boost Natural Coal
Mosaico Rhombus Matt
36,7x33,8 cm - 14 1/2"x13 1/4"



Boost Natural Cobalt
Mosaico Rhombus Matt
36,7x33,8 cm - 14 1/2"x13 1/4"



Boost Natural Coral
Mosaico Rhombus Matt
36,7x33,8 cm - 14 1/2"x13 1/4"



Boost Natural Kaolin
Mosaico Tumbled Matt
31x31 cm - 12 1/4"x12 1/4"



Boost Natural Ash
Mosaico Tumbled Matt
31x31 cm - 12 1/4"x12 1/4"



Boost Natural Ecrú
Mosaico Tumbled Matt
31x31 cm - 12 1/4"x12 1/4"



Boost Natural Umber
Mosaico Tumbled Matt
31x31 cm - 12 1/4"x12 1/4"



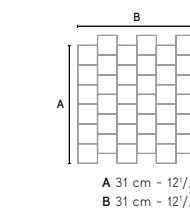
Boost Natural Coal
Mosaico Tumbled Matt
31x31 cm - 12 1/4"x12 1/4"



Boost Natural Cobalt
Mosaico Tumbled Matt
31x31 cm - 12 1/4"x12 1/4"



Boost Natural Coral
Mosaico Tumbled Matt
31x31 cm - 12 1/4"x12 1/4"



BOOST NATURAL

Wall tiles

WHITE-BODY WALL TILES - RECTIFIED MONOCALIBER

RIVESTIMENTI IN PASTA BIANCA - RETTIFICATO MONOCALIBRO

Revêtements en pâte blanche - Rectifié mono-calibre / Weißscherbige Wandfliesen - Geschliffen einkalibrig

Revestimientos en pasta blanca - Rectificado monocolor / Настенная плитка из белой глины - Ретицированный в одном калибре

Sizes	Thickness	Surface finish	Available colors
50x120 cm - 19 ⁵ / ₈ "x47 ¹ / ₄ "	± 8,5 mm	Matte	> Kaolin, Ash, Ecrú
50x120 cm - 19 ⁵ / ₈ "x47 ¹ / ₄ "	± 8,5 mm 3D Wall	Matte	> Kaolin, Ash, Ecrú



3D BRUSHED

Boost Natural Kaolin

50x120 cm - 19⁵/₈"x47¹/₄"




Boost Natural 3D Brushed Kaolin

50x120 cm - 19⁵/₈"x47¹/₄"



Boost Natural Ash

50x120 cm - 19⁵/₈"x47¹/₄"



Boost Natural 3D Brushed Ash

50x120 cm - 19⁵/₈"x47¹/₄"



Boost Natural Ecrú

50x120 cm - 19⁵/₈"x47¹/₄"



Boost Natural 3D Brushed Ecrú

50x120 cm - 19⁵/₈"x47¹/₄"



3D TEXTURE

Boost Natural 3D Texture Kaolin

50x120 cm - 19⁵/₈"x47¹/₄"



Boost Natural 3D Texture Ash

50x120 cm - 19⁵/₈"x47¹/₄"



Boost Natural 3D Texture Ecrú

50x120 cm - 19⁵/₈"x47¹/₄"



3D WAVE

Boost Natural 3D Wave Kaolin

50x120 cm - 19⁵/₈"x47¹/₄"



Boost Natural 3D Wave Ash

50x120 cm - 19⁵/₈"x47¹/₄"



Boost Natural 3D Wave Ecrú

50x120 cm - 19⁵/₈"x47¹/₄"




BOOST NATURAL
Wall tile decors

**Boost Natural Kaolin
 Mosaico Piano Matt**
 50x40,5 cm - 19⁵/₈"x16"



**Boost Natural Ash
 Mosaico Piano Matt**
 50x40,5 cm - 19⁵/₈"x16"



**Boost Natural Ecrú
 Mosaico Piano Matt**
 50x40,5 cm - 19⁵/₈"x16"



**Boost Natural Kaolin
 Mosaico Piano Mix Matt**
 50x40,5 cm - 19⁵/₈"x16"



**Boost Natural Ash
 Mosaico Piano Mix Matt**
 50x40,5 cm - 19⁵/₈"x16"



**Boost Natural Ecrú
 Mosaico Piano Mix Matt**
 50x40,5 cm - 19⁵/₈"x16"



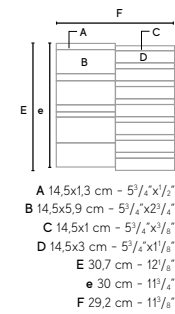
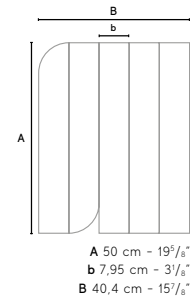
**Boost Natural Kaolin
 Mosaico Trace Mix Matt**
 30x29,2 cm - 11³/₄"x11¹/₂"



**Boost Natural Ash
 Mosaico Trace Mix Matt**
 30x29,2 cm - 11³/₄"x11¹/₂"



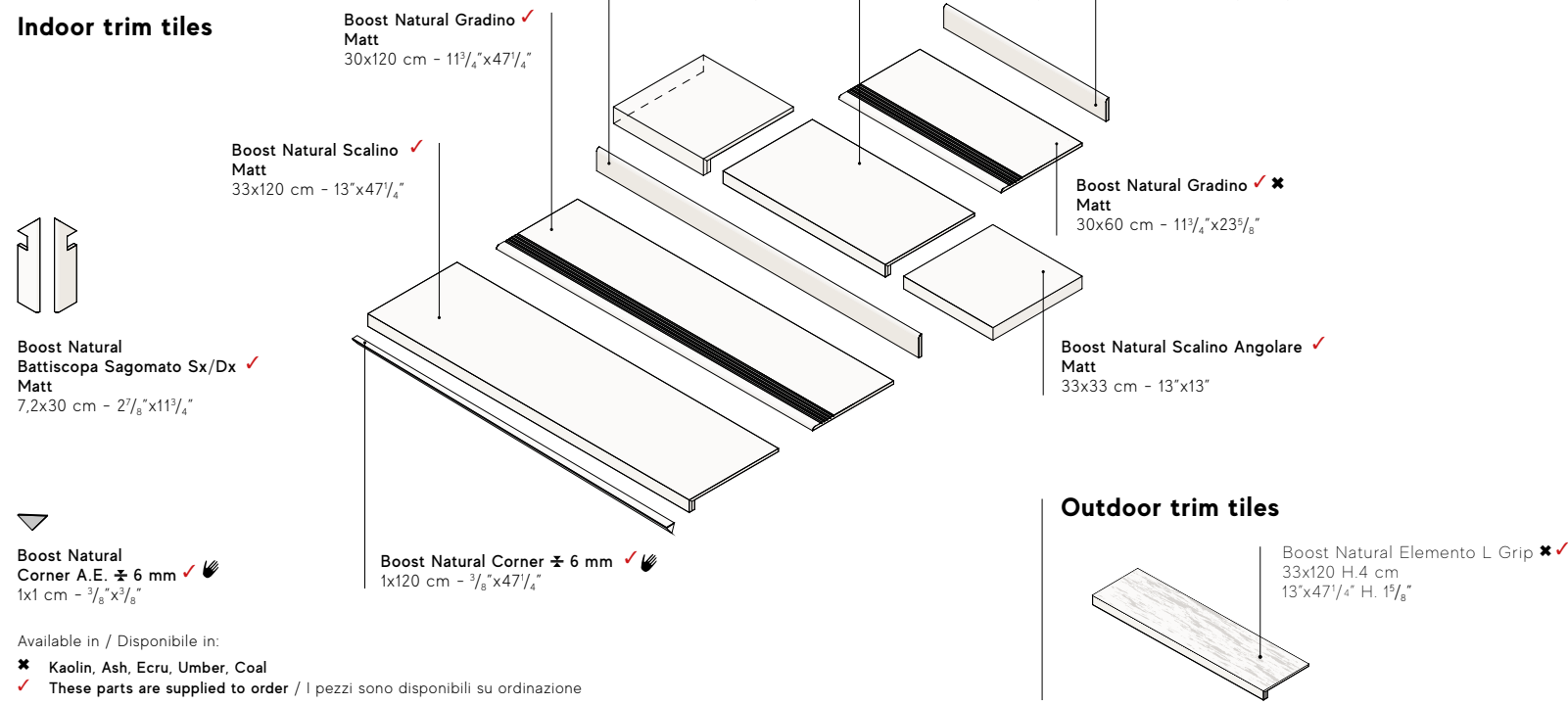
**Boost Natural Ecrú
 Mosaico Trace Mix Matt**
 30x29,2 cm - 11³/₄"x11¹/₂"




BOOST NATURAL

Trim tiles


Indoor trim tiles



Outdoor trim tiles ✎ 20 mm



Wall trim tiles



Porcelain tiles ✎ 20 mm

For further details on the 20mm thick products, related trim pieces and installation systems - in particular for recommendations and precautions during installation- please refer to the Outdoor Design section on the Atlas Concorde website or to the Outdoor Design catalogue. Per dettagli sul prodotto e sui relativi pezzi speciali in 20mm di spessore, per i sistemi di posa e, in particolare, per raccomandazioni, accorgimenti e precauzioni in fase di posa e progettazione, si raccomanda di prendere visione del catalogo Outdoor Design e della sezione Outdoor Design del sito Atlas Concorde. / Pour plus de renseignements sur le produit, les pièces spéciales de 20mm d'épaisseur et sur les systèmes de pose, ainsi que pour tous conseils et recommandations et précautions d'emploi pendant la pose ou en phase de conception, nous vous recommandons de lire le catalogue Outdoor Design et de consulter la section Outdoor Design sur le site d'Atlas Concorde. / Bitte beachten Sie die detaillierten Informationen zum Produkt und zu den zugehörigen Formteilen in 20mm Stärke, zu den Verlegesystemen sowie vor allem die Empfehlungen, Tipps und bei der Planung und Verlegung zu beachtenden Vorsichtsmaßnahmen, die im Katalog Outdoor Design sowie im Bereich Outdoor Design der Atlas Concorde-Website aufgeführt sind. / Para mayor información sobre el producto y sus relativas piezas especiales de 20mm de grosor, para los sistemas de colocación, y en particular, para las recomendaciones, cautelas y precauciones en la fase de colocación y diseño, se recomienda consultar el catálogo Outdoor Design y la sección Outdoor Design del sitio Atlas Concorde. / Подробнее о плитках и о специальных элементах толщиной 20мм, о системах монтажа, о мерах предосторожности при проектировании и укладке можно узнать в каталоге Outdoor Design и в разделе Outdoor Design на сайте Atlas Concorde.



Note

For information and details relating to codes, packaging and weight it is recommended to refer to the latest pricelist. / Per le informazioni e i dati relativi a codici, imballaggi e pesi occorre sempre consultare l'ultimo listino aggiornato e in vigore. / Pour toutes informations et renseignements concernant les codes, les emballages et les poids, il y a toujours lieu de consulter le dernier tarif en vigueur et mis à jour. / Für Informationen und Daten die den Code, die Verpackung und das Gewicht betreffen bitte die aktuellste Preisliste zugrunde legen. / Para acceder a la información y a los datos relativos a códigos, embalajes y pesos hay que consultar siempre la última lista de precios actualizada y vigente. / Для информации о кодах, упаковках и весе обращайтесь к последнему действующему прайс-листу.

Colors and optical features of the materials illustrated in this catalogue are to be regarded as mere indications. / I colori e le caratteristiche estetiche dei materiali illustrati nel presente catalogo sono da ritenersi puramente indicativi. / Les coloris et les caractéristiques esthétiques des références illustrées dans le catalogue sont donnés à titre purement indicatif. / Die Farben und die ästhetischen Eigenschaften der in diesem Katalog abgebildeten Produkte sind als reine Richtwerte zu betrachten. / Los colores y las características estéticas de los materiales ilustrados en el presente catálogo deben ser considerados como puramente indicativos. / Цвета и эстетические характеристики описанных в настоящем каталоге материалов являются только ориентировочными.

Atlas Concorde reserves the right to modify any product without notice and will not be liable for any direct or indirect damage resulting from such modifications. / Atlas Concorde si riserva di modificare i prodotti senza preavviso, declinando ogni responsabilità su eventuali danni diretti o indiretti derivanti da eventuali modifiche. / Atlas Concorde se réserve le droit de modifier ses produits sans préavis et décline toute responsabilité concernant les éventuels dommages directs ou indirects qui pourraient dériver de ces modifications. / Atlas Concorde behält sich das Recht vor jederzeit und ohne vorherige Ankündigung, die Produkte zu verändern, und lehnt jede Haftung bei direkten oder indirekten Schäden ab, die von diesen Veränderungen herrühren. / Atlas Concorde se reserva el derecho de modificar los productos sin previo aviso, rechaza cualquier responsabilidad sobre eventuales daños directos o indirectos derivados de eventuales modificaciones. / Atlas Concorde оставляет за собой право изменять характеристики изделий без предварительного уведомления, отклоняя при этом любую ответственность за прямые или косвенные убытки, возникшие в результате изменений.

THANKS TO

FANTINI
SUBSTITUTI
www.fantini.it

cielo
handmade in Italy
www.ceramicacielo.it

PANZERI
www.panzeri.it

Artemide
www.artemide.com

Poliform
www.poliform.it

TERRYLIFE
BANCHERIA ECO-CHIC MADE IN ITALY
www.terrylife.it

White-body wall tiles - Rectified monocaliber

Rivestimenti in pasta bianca - Rettificato monocalibro



Compliant with standards EN 14411 annex L group B11
Compliant with standards ISO 13006 annex L group B11
Conforme alla norma EN 14411 Appendice L gruppo B11
Conforme alla norma ISO 13006 Appendice L gruppo B11

50x120 cm - 19 5/8"x47 1/4" ± 8,5 mm

Technical features Caratteristiche tecniche	Test Method Metodo di prova	Requirements for nominal size N Requisiti per dimensione nominale N		
		7 cm ≤ N < 15 cm		N ≥ 15 cm
		(mm)	(%)	(mm)
Length and width Lunghezza e larghezza	ISO 10545-2	± 0,4 (*) Rect.	± 0,3 (*) Rect.	± 1,0 (*) Rect.
Thickness Spessore		± 0,5 (**)	± 10 (**)	± 0,5 (**)
Straightness of sides Rettilinearità degli spigoli		± 0,4 (***) Rect.	± 0,3 (***) Rect.	± 0,8 (***) Rect.
Rectangularity Ortogonalità		± 0,4 (****) Rect.	± 0,3 (****) Rect.	± 1,5 (****) Rect.
Surface flatness Planarità	ISO 10545-2	c.c. ± 0,6 Rect.	c.c. ± 0,4 Rect.	c.c. ± 1,8 Rect.
		e.c. ± 0,6 Rect.	e.c. ± 0,4 Rect.	e.c. ± 1,8 Rect.
		w. ± 0,6 Rect.	w. ± 0,4 Rect.	w. ± 1,8 Rect.
Water absorption (in% by mass) Massa d'acqua assorbita (come % della massa)	ISO 10545-3	Average >10%. When the average > 20%, this shall be indicated. Individual value > 9% Media >10%. Se questo valore > 20%, deve essere indicato. Valore Singolo > 9%		
Breaking strength Sforzo di rottura	ISO 10545-4	S ≥ 600 N		
		R ≥ 15 N/mm²		
Modulus of rupture Resistenza alla flessione		R ≥ 15 N/mm²		
Coefficient of thermal linear expansion Coefficiente di dilatazione termica lineare	ISO 10545-8	Declared value Valore dichiarato		
Thermal shock resistance Resistenza agli sbalzi termici	ISO 10545-9	Pass according to EN ISO 10545-1 Test superato in accordo con ISO 10545-1		
Moisture expansion (in mm/m) Dilatazione all'umidità (in mm/m)	ISO 10545-10	Declared value Valore dichiarato		
Crazing resistance Resistenza al cavillo	ISO 10545-11	Pass according to EN ISO 10545-1 Test superato in accordo con ISO 10545-1		
Bond strength/adhesion for improved cementitious adhesives Adesione a trazione con adesivi cementizi migliorati	EN 1348	Declared value Valore dichiarato		
Reaction to fire Reazione al fuoco	-	Class A1 Classe A1		
Resistance to household chemicals and swimming pool salts Resistenza ai prodotti chimici di uso domestico ed agli additivi per piscina	ISO 10545-13	Minimum Class B Classe minima B		
		Declared Class Classe dichiarata		
		Declared Class Classe dichiarata		
Resistance to staining Resistenza alle macchie	ISO 10545-14	Minimum Class 3 Classe 3 minima		
Release of dangerous substances: Cadmium (in mg/dm²) and Lead (in mg/dm²) Rilascio di sostanze pericolose: Cadmio (in mg/dm²) e Piombo (in mg/dm²)	ISO 10545-15	Declared value Valore dichiarato		

(*) The permissible deviation, in % or mm, of the average size for each tile (2 or 4 sides) from work size (WS). Deviazione ammissibile, in % oppure mm, della dimensione media di ogni piastrella (2 oppure 4 lati) dalla dimensione di fabbricazione (WS).
 (**) The permissible deviation, in % or mm, of the average thickness for each tile from the work size thickness (WS). Deviazione ammissibile, in % oppure mm, dello spessore medio di ogni piastrella dallo spessore riportato nella dimensione di fabbricazione (WS).
 (***) The maximum permissible deviation from straightness, in % or mm, related to the corresponding work sizes (WS). Deviazione massima ammissibile di rettilinearità, in % oppure mm, in rapporto alle dimensioni di fabbricazione (WS) corrispondenti.
 (****) The maximum permissible deviation from rectangularity, in % or mm, related to the corresponding work sizes (WS). Deviazione massima ammissibile di ortogonalità, in % oppure mm, in rapporto alle dimensioni di fabbricazione (WS) corrispondenti.
 c.c. The maximum permissible deviation from centre curvature, in % or mm, related to diagonal calculated from the work sizes (WS). Deviazione massima ammissibile della curvatura del centro, in % oppure mm, in rapporto alla diagonale calcolata secondo le dimensioni di fabbricazione (WS).
 e.c. The maximum permissible deviation from edge curvature, in % or mm, related to the corresponding work sizes (WS). Deviazione massima ammissibile della curvatura dello spigolo, in % oppure mm, in rapporto alle dimensioni di fabbricazione (WS) corrispondenti.
 w. The maximum permissible deviation from warpage, in % or mm, related to diagonal calculated from the work sizes (WS). Deviazione massima ammissibile dello sverglamento, in % oppure mm, in rapporto alla diagonale calcolata secondo le dimensioni di fabbricazione (WS).

Wall tiles	
Suitable for Conforme	
Suitable for Conforme	
Suitable for Conforme	
Suitable for Conforme	
Suitable for Conforme	3D WALL Not applicable Non applicabile
10% < E _v ≤ 20 %	
S ≥ 600 N	
R ≥ 15 N/mm²	
≤ 7MK ⁻¹	
Resistant Resiste	
≤ 0,06% (0,6mm/m)	
Resistant Resiste	
≥ 1,0 N/mm² (Class C2 - EN 12004)	
A1	
A	
LA	
HA	
5	
≤ 0,01 mg/dm² Cd ≤ 0,1 mg/dm² Pb	

Coloured body porcelain tiles - Rectified monocaliber

Gres porcellanato colorato in massa - Rettificato monocalibro



Compliant with standards EN 14411 annex G group B1a
Compliant with standards ISO 13006 annex G group B1a
Conforme alla norma EN 14411 Appendice G gruppo B1a
Conforme alla norma ISO 13006 Appendice G gruppo B1a

120x278 cm - 47 1/4"x109 1/2" ± 6 mm

120x120 cm - 47 1/4"x47 1/4" ± 9 mm
60x120 cm - 23 3/8"x47 1/4" ± 9 mm
60x60 cm - 23 3/8"x23 3/8" ± 9 mm
30x60 cm - 11 3/4"x23 3/8" ± 9 mm
120x120 cm - 47 1/4"x47 1/4" ± 20 mm
60x120 cm - 23 3/8"x47 1/4" ± 20 mm

Technical features Caratteristiche tecniche	Test Method Metodo di prova	Requirements for nominal size N / Requisiti per dimensione nominale N		
		7 cm ≤ N < 15 cm		N ≥ 15 cm
		(mm)	(%)	(mm)
Length and width Lunghezza e larghezza	ISO 10545-2	± 0,9 (*) Non-rect. ± 0,4 (*) Rect.	± 0,6 (*) Non-rect. ± 0,3 (*) Rect.	± 2,0 (*) Non-rect. ± 1,0 (*) Rect.
		± 0,5 (**)	± 5 (**)	± 0,5 (**)
		± 0,8 (***) Non-rect. ± 0,4 (***) Rect.	± 0,5 (***) Non-rect. ± 0,3 (***) Rect.	± 1,5 (***) Non-rect. ± 0,8 (***) Rect.
		± 0,8 (****) Non-rect. ± 0,4 (****) Rect.	± 0,5 (****) Non-rect. ± 0,3 (****) Rect.	± 2,0 (****) Non-rect. ± 1,5 (****) Rect.
Surface flatness Planarità	ISO 10545-2	c.c. ± 0,8 Non-rect. c.c. ± 0,6 Rect. e.c. ± 0,8 Non-rect. e.c. ± 0,6 Rect. w. ± 0,8 Non-rect. w. ± 0,6 Rect.	c.c. ± 0,5 Non-rect. c.c. ± 0,4 Rect. e.c. ± 0,5 Non-rect. e.c. ± 0,4 Rect. w. ± 0,5 Non-rect. w. ± 0,4 Rect.	c.c. ± 2,0 Non-rect. c.c. ± 1,8 Rect. e.c. ± 2,0 Non-rect. e.c. ± 1,8 Rect. w. ± 2,0 Non-rect. w. ± 1,8 Rect.
Water absorption (in% by mass) Massa d'acqua assorbita (come % della massa)	ISO 10545-3 ASTM C373-18	E _v ≤ 0,5% Individual Maximum 0,6% E _v ≤ 0,5% Valore massimo singolo 0,6% Requirement ANSI A137.1-2017 Water absorption max ≤ 0,5%		
Breaking strength Sforzo di rottura	ISO 10545-4	S ≥ 700N (for thickness < 7,5 mm - per spessore < 7,5 mm) S ≥ 1300N (for thickness ≥ 7,5 mm - per spessore ≥ 7,5 mm)		
Modulus of rupture Resistenza alla flessione		R ≥ 35 N/mm²		
Bending strength and breaking load Resistenza a flessione e al carico di rottura (4)/(5)	EN 1339 Annex F	-		
Impact resistance, as coefficient of restitution Resistenza all'impatto, espresso come coefficiente di restituzione	ISO 10545-5	Declared value Valore dichiarato		
Mohs hardness Durezza Mohs	EN 101	-		
Resistance to deep abrasion of unglazed tiles (removed volume) Resistenza all'abrasione profonda delle piastrelle non smaltate (volume materiale asportato)	ISO 10545-6	≤ 175 mm³		
Coefficient of thermal linear expansion Coefficiente di dilatazione termica lineare	ISO 10545-8	Declared value Valore dichiarato		
Thermal shock resistance Resistenza agli sbalzi termici	ISO 10545-9	Pass according to EN ISO 10545-1 Test superato in accordo con ISO 10545-1		
Moisture expansion (in mm/m) Dilatazione all'umidità (in mm/m)	ISO 10545-10	Declared value Valore dichiarato		
Frost resistance Resistenza al gelo	ISO 10545-12	Pass according to EN ISO 10545-1 Test superato in accordo con ISO 10545-1		
Bond strength/adhesion for improved cementitious adhesives Adesione a trazione con adesivi cementizi migliorati	EN 1348	Declared value Valore dichiarato		
Reaction to fire Reazione al fuoco	-	Class A1 or A1 _s Classe A1 oppure A1 _s		
Resistance to household chemicals and swimming pool salts Resistenza ai prodotti chimici di uso domestico e agli additivi per piscina	ISO 10545-13	Minimum Class B Classe minima B		
		Declared Class Classe dichiarata		
		Declared Class Classe dichiarata		
Resistance to staining, for unglazed tiles Resistenza alle macchie per piastrelle non smaltate	ISO 10545-14	Declared Class Classe dichiarata		
Shod Ramp Test Metodo della rampa "calzata"	DIN 51130	Declared value Valore dichiarato		
	DIN 51097	Declared value Valore dichiarato		
Barefoot Ramp Test Metodo della rampa a piedi nudi	BS 7976	PTV ≥ 36 classifies the surface as "low slip risk"		
	AS 4586	Declared Classification of the new pedestrian surface materials according to the Pendulum Test		
Pendulum Friction Test Metodo del Pendolo	UNE-ENV 12633	Declared value Valore dichiarato		
	B.C.R.A. Rep. CEC/81	D. M. 236/89 del 14/06/89 μ > 0,40 per elemento scivolante cuoio su pavimentazione asciutta μ > 0,40 per elemento scivolante gomma dura su pavimentazione bagnata		
Dynamic coefficient of friction (DCOF) Coefficiente di attrito dinamico	ANSI A137.1	ANSI A.137.1-2017 Requires a minimum value of 0.42 for level interior space expected to be walked upon when wet. (3)		

(*) The permissible deviation, in % or mm, of the average size for each tile (2 or 4 sides) from work size (WS). Deviazione ammissibile, in % oppure mm, della dimensione media di ogni piastrella (2 oppure 4 lati) dalla dimensione di fabbricazione (WS).
 (**) The permissible deviation, in % or mm, of the average thickness for each tile from the work size thickness (WS). Deviazione ammissibile, in % oppure mm, dello spessore medio di ogni piastrella dallo spessore riportato nella dimensione di fabbricazione (WS).
 (***) The maximum permissible deviation from straightness, in % or mm, related to the corresponding work sizes (WS). Deviazione massima ammissibile di rettilinearità, in % oppure mm, in rapporto alle dimensioni di fabbricazione (WS) corrispondenti.
 (****) The maximum permissible deviation from rectangularity, in % or mm, related to the corresponding work sizes (WS). Deviazione massima ammissibile di ortogonalità, in % oppure mm, in rapporto alle dimensioni di fabbricazione (WS) corrispondenti.
 c.c. The maximum permissible deviation from centre curvature, in % or mm, related to diagonal calculated from the work sizes (WS). Deviazione massima ammissibile della curvatura del centro, in % oppure mm, in rapporto alla diagonale calcolata secondo le dimensioni di fabbricazione (WS).
 e.c. The maximum permissible deviation from edge curvature, in % or mm, related to the corresponding work sizes (WS). Deviazione massima ammissibile della curvatura dello spigolo, in % oppure mm, in rapporto alle dimensioni di fabbricazione (WS) corrispondenti.
 w. The maximum permissible deviation from warpage, in % or mm, related to diagonal calculated from the work sizes (WS). Deviazione massima ammissibile dello sverglamento, in % oppure mm, in rapporto alla diagonale calcolata secondo le dimensioni di fabbricazione (WS).
 (1). Determination of slip resistance of pedestrian surfaces; it does not cover sports surfaces and road surfaces for vehicles (skid resistance). Determinazione della resistenza allo scivolamento delle superfici pedonabili; non si applica alle pavimentazioni sportive ed alle pavimentazioni stradali veicolari.
 (2). Anti-slip performance is guaranteed at the time of delivery of the product. Le prestazioni anti-slip vengono garantite al momento della consegna del prodotto.
 (3). However, tiles with a DCOF of 0.42 or greater are not necessarily suitable for all projects. The specifier shall determine tiles appropriate for specific project conditions, considering by way of example, but not in limitation, type of use, traffic, expected contaminants, expected maintenance, expected wear, and manufacturers' guidelines and recommendations.
 (4). For further details, please refer to outdoor design general catalogue. Per maggiori informazioni riferirsi al catalogo generale Outdoor Design.
 (5). Only for products with 20 mm thickness. Solo per prodotti a 20mm di spessore.
 (6). Cobalt: Glazed porcelain Tiles.
 (7). PEI 3 (ISO 10545-7) Boost Natural Cobalt.
 (8). PTV ≥ 36 Wet on demand / su richiesta
 (9). P3 on demand / su richiesta
 (10). C2 on demand / su richiesta