

THINK
LIGHTWEIGHT®



Available Products




Foam core faced with 1/8 HDF.

8-9



3/8 cell honeycomb core faced with 1/8 HDF.

10-11



Natural fiberboard faced with a specialty engineered wood fiber surface material.

12-13



1/8 cell structural core faced with 1/8 HDF.

14-15



1/8 cell structural core with a specialty engineered wood fiber surface material.

16-17



Extruded particle board core faced with 1/8 HDF.

18-19



Table of Contents

Why Hollowcore	6-7
Our Products	8-19
Foam Light®	8-9
3/8” Comb Light®	10-11
Light Tack®	12-13
1/8” Comb Light®	14-15
1/8” Luxa Light®	16-17
Structa Light®	18-19
Comparative Weight Analysis	20-21
Product Applications	22-23
Our Projects	24-35
Beechcraft	24-25
Genesis	26-27
London Health Sciences Centre	28-29
Nissan	30-31
Pizza Hut	32-33
Tradeshow Exhibits	34-35



Hollowcore just makes sense.

What is more **green** than air?



We all know reclaiming material destined for a landfill site is a good idea. The more energy and raw materials we use, the more harm we do to our environment.

It stands to reason, if a product can be made lighter, why wouldn't we? Simply put, energy conservation in a myriad of ways can be achieved by reducing the mass of a given product.

Statistics show that the number of sawmills in North America has declined by approximately 30% in the last few years. This means that the residues available for the particleboard industry have declined along with it. This shortage has increased the competition for those resources significantly.

Hollowcore products are the answer to this problem.

Hollowcore products consume far less material to achieve high strength to weight ratios and re-use products that may otherwise be scrapped. Consumers are looking for lightweight replacements for what would have been previously purchased as solid wood products. With being easier to work with and showing a concern for our environment, it is obviously the right way to go.

- Lighter and easier to handle than solid core products.
- Weight to strength ratio is optimized and tested.
- Re-uses material destined for landfill sites.
- Less energy to produce, less fuel to transport, less waste.

Better for our environment, better for you!

Our Products



Foam core faced with 1/8 HDF

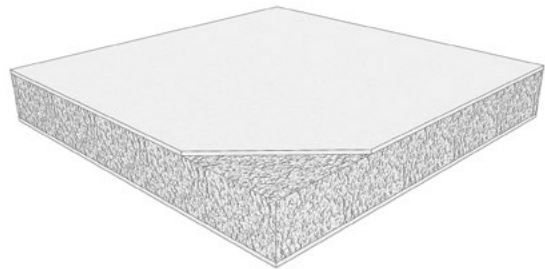
PRODUCT INFORMATION

ADVANTAGES

- Up to 85% reduced weight compared to plywood, particleboard and MDF
- Easily apply face materials (veneer, laminate, and coatings)
- Finish with a variety of edge options
- Rigid face material supports selected methods of attachment
- Optional skin thicknesses are available

SIZES AVAILABLE

- 3/4" x 48 x 96
- 1" x 48 x 96
- 1 1/4" x 48 x 96
- 1 1/2" x 48 x 96
- 1 3/4" x 48 x 96
- 2" x 48 x 96
- 3/4" x 48 x 120
- 1" x 48 x 120
- 1 1/4" x 48 x 120
- 1 1/2" x 48 x 120
- 1 3/4" x 48 x 120
- 2" x 48 x 120





This shelving unit is an example of what you can create with our Foam Light® materials!

PRODUCT SPECIFICATION

TECHNICAL DATA

	MATERIAL THICKNESS					
	¾"	1"	1 ¼"	1 ½"	1 ¾"	2"
SKIN THICKNESS	0.118"	0.118"	-	0.118"	0.118"	0.118"
CORE THICKNESS	0.514"	0.764"	-	1.264"	1.514"	1.764"
MAX SCREW WITHDRAWN FORCE, LBF	80	-	-	78	-	-
MAX SCREW TENSILE FORCE, LBF	125	-	-	175	-	-
MAX TENSILE STRENGTH, PSI	30	-	-	45	-	-
COMP, STRENGTH @5% STRAIN, PSI	26	-	-	28	-	-
MAX FLEXURE FORCE, LBF	110	-	-	125	-	-
MODULUS OF RUPTURE, PSI	1595	-	-	870	-	-
MODULUS OF ELASTICITY, PSI	145185	-	-	122124	-	-
WEIGHT PER PANEL, LB** (48 X 96)	40	41	-	43	44	45

PACKAGING QUANTITY PER SKID

	MATERIAL THICKNESS					
	¾"	1"	1 ¼"	1 ½"	1 ¾"	2"
SHEET SIZE	¾"	1"	1 ¼"	1 ½"	1 ¾"	2"
48 X 96	64	48	38	32	27	24

* Testing conducted with Varianta Screw HC 013.30.900

** Actual measured length may vary due to temperature and humidity. Weight provided is for comparative analysis only.

Our Products



3/8 cell honeycomb core faced with 1/8 HDF


PRODUCT INFORMATION

ADVANTAGES

- This material has proven to be a great design solution for many applications where strong, lightweight and thick panels are required
- Easily apply face materials (veneer, laminate, and coatings)
- Finish with a variety of edge options
- Rigid face material supports selected methods of attachment
- Optional skin thicknesses are available

SIZES AVAILABLE

- 3/4" x 48 x 96
- 1" x 48 x 96
- 1 1/4" x 48 x 96
- 1 1/2" x 48 x 96
- 1 3/4" x 48 x 96
- 2" x 48 x 96
- 3/4" x 48 x 120
- 1" x 48 x 120
- 1 1/4" x 48 x 120
- 1 1/2" x 48 x 120
- 1 3/4" x 48 x 120
- 2" x 48 x 120





This office desk is an example of what you can create with our 3/8" Comb Light® materials!

PRODUCT SPECIFICATION

TECHNICAL DATA

	MATERIAL THICKNESS					
	3/4"	1"	1 1/4"	1 1/2"	1 3/4"	2"
SKIN THICKNESS	0.118"	0.118"	-	0.118"	0.118"	0.118"
CORE THICKNESS	0.514"	0.764"	-	1.264"	1.514"	1.764"
MAX SCREW WITHDRAWN FORCE, LBF	70	-	-	64	-	-
MAX SCREW TENSILE FORCE, LBF	47	-	-	78	-	-
MAX TENSILE STRENGTH, PSI	11	-	-	19	-	-
COMP, STRENGTH @5% STRAIN, PSI	29	-	-	27	-	-
MAX FLEXURE FORCE, LBF	71	-	-	120	-	-
MODULUS OF RUPTURE, PSI	1886	-	-	870	-	-
MODULUS OF ELASTICITY, PSI	214079	-	-	155483	-	-
WEIGHT PER PANEL, LB** (48 X 96)	43	44	-	47	49	51

PACKAGING QUANTITY PER SKID

	MATERIAL THICKNESS					
	3/4"	1"	1 1/4"	1 1/2"	1 3/4"	2"
SHEET SIZE	3/4"	1"	1 1/4"	1 1/2"	1 3/4"	2"
48 X 96	64	48	38	32	27	24

* Testing conducted with Varianta Screw HC 013.30.900

** Actual measured length may vary due to temperature and humidity. Weight provided is for comparative analysis only.

Our Products



Natural fiberboard faced with a specialty engineered wood fiber surface material



PRODUCT INFORMATION

ADVANTAGES

- A cost effective tackable material made from 98% recycled materials that makes a high performance stable panel
- Its smooth and water resistant surface is excellent for laminating, paint finishes, and fabric wrapping

SIZES AVAILABLE

- ½" x 48 x 96





This divider is an example of what you can create with our Light Tack® materials!

PRODUCT SPECIFICATION

TECHNICAL DATA

	MATERIAL THICKNESS					
	1/2"	-	-	-	-	-
SKIN THICKNESS	0.026"	-	-	-	-	-
CORE THICKNESS	0.438"	-	-	-	-	-
MAX SCREW WITHDRAWN FORCE, LBF	20	-	-	-	-	-
MAX SCREW TENSILE FORCE, LBF	28	-	-	-	-	-
MAX TENSILE STRENGTH, PSI	7	-	-	-	-	-
COMP, STRENGTH @5% STRAIN, PSI	22	-	-	-	-	-
MAX FLEXURE FORCE, LBF	44	-	-	-	-	-
MODULUS OF RUPTURE, PSI	1160	-	-	-	-	-
MODULUS OF ELASTICITY, PSI	173178	-	-	-	-	-
WEIGHT PER PANEL, LB** (48 X 96)	25	-	-	-	-	-

PACKAGING QUANTITY PER SKID

	MATERIAL THICKNESS					
SHEET SIZE	1/2"	-	-	-	-	-
4 X 8	96	-	-	-	-	-

* Testing conducted with Varianta Screw HC 013.30.900

** Actual measured length may vary due to temperature and humidity. Weight provided is for comparative analysis only.

Our Products



1/8 cell structural core faced with 1/8 HDF


PRODUCT INFORMATION

ADVANTAGES

- With this high density structural core, lightweight panels are taken to the next level
- Easily apply face materials (veneer, laminate, and coatings)
- Finish with a variety of edge options
- Rigid face material supports selected methods of attachment
- Optional skin thicknesses are available

SIZES AVAILABLE

- 3/4" x 48 x 96
- 1" x 48 x 96
- 1 1/4" x 48 x 96
- 1 1/2" x 48 x 96
- 1 3/4" x 48 x 96
- 2" x 48 x 96
- 3/4" x 48 x 120
- 1" x 48 x 120
- 1 1/4" x 48 x 120
- 1 1/2" x 48 x 120
- 1 3/4" x 48 x 120
- 2" x 48 x 120





This display is an example of what you can create with our 1/8" Comb Light® materials!

PRODUCT SPECIFICATION

TECHNICAL DATA

	MATERIAL THICKNESS					
	3/4"	1"	1 1/4"	1 1/2"	1 3/4"	2"
SKIN THICKNESS	0.118"	0.118"	-	0.118"	0.118"	0.118"
CORE THICKNESS	0.514"	0.764"	-	1.264"	1.514"	1.764"
MAX SCREW WITHDRAWN FORCE, LBF	78	87	-	81	-	-
MAX SCREW TENSILE FORCE, LBF	130	213	-	230	-	-
MAX TENSILE STRENGTH, PSI	32	52	-	56	-	-
COMP, STRENGTH @5% STRAIN, PSI	139	125	-	123	-	-
MAX FLEXURE FORCE, LBF	233	264	-	254	-	-
MODULUS OF RUPTURE, PSI	3481	2901	-	1886	-	-
MODULUS OF ELASTICITY, PSI	310821	248889	-	214079	-	-
WEIGHT PER PANEL, LB** (48 X 96)	51	56	-	68	73	79

PACKAGING QUANTITY PER SKID

SHEET SIZE	MATERIAL THICKNESS					
	3/4"	1"	1 1/4"	1 1/2"	1 3/4"	2"
48 X 96	64	48	38	32	27	24

* Testing conducted with Varianta Screw HC 013.30.900

** Actual measured length may vary due to temperature and humidity. Weight provided is for comparative analysis only.

Our Products



1/8 cell structural core with specialty engineered wood fiber surface material


PRODUCT INFORMATION

ADVANTAGES

- This extremely lightweight material has very good rigidity and strength values
- Easily apply face materials (veneer, laminate, and coatings)
- Finish with a variety of edge options
- Rigid face material supports selected methods of attachment

SIZES AVAILABLE

- 1/2" x 48 x 96
- 3/4" x 48 x 96
- 1" x 48 x 96
- 1 1/4" x 48 x 96
- 1 1/2" x 48 x 96
- 1/2" x 48 x 120
- 3/4" x 48 x 120
- 1" x 48 x 120
- 1 1/4" x 48 x 120
- 1 1/2" x 48 x 120



This whiteboard is an example of what you can create with our 1/8" Luxa Light® materials!

PRODUCT SPECIFICATION

TECHNICAL DATA

	MATERIAL THICKNESS				
	1/2"	3/4"	1"	1 1/4"	1 1/2"
SKIN THICKNESS	0.026"	0.026"	0.026"	0.026"	0.026"
CORE THICKNESS	0.448"	0.698"	-	1.264"	1.514"
MAX SCREW WITHDRAWN FORCE, LBF	80	-	-	78	-
MAX SCREW TENSILE FORCE, LBF	125	-	-	175	-
MAX TENSILE STRENGTH, PSI	30	-	-	45	-
COMP, STRENGTH @5% STRAIN, PSI	26	-	-	28	-
MAX FLEXURE FORCE, LBF	110	-	-	125	-
MODULUS OF RUPTURE, PSI	1595	-	-	870	-
MODULUS OF ELASTICITY, PSI	145185	-	-	122124	-
WEIGHT PER PANEL, LB** (48 X 96)	40	41	-	43	44

PACKAGING QUANTITY PER SKID

	MATERIAL THICKNESS				
	1/2"	3/4"	1"	1 1/4"	1 1/2"
SHEET SIZE	1/2"	3/4"	1"	1 1/4"	1 1/2"
48 X 96	96	64	48	38	32

* Testing conducted with Varianta Screw HC 013.30.900

** Actual measured length may vary due to temperature and humidity. Weight provided is for comparative analysis only.

Our Products



Extruded particle board core faced with 1/8 HDF

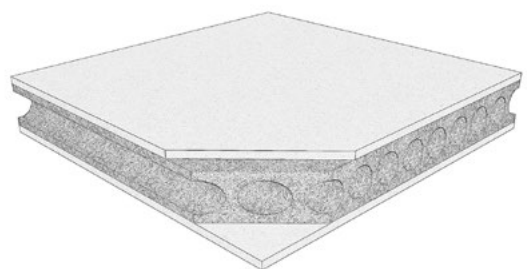
PRODUCT INFORMATION

ADVANTAGES

- This unique material has design principles that give a high strength to weight ratio with the advantages of great impact resistance and low thickness swelling
- Easily apply face materials (veneer, laminate, and coatings)
- Finish with a variety of edge options
- Rigid face material supports selected methods of attachment
- Optional skin thicknesses are available

SIZES AVAILABLE

- 1 3/8" x 48 x 96
- 1 5/8" x 48 x 96
- 1 3/4" x 48 x 96
- 2" x 48 x 96
- 2 1/4" x 48 x 96





This closet system is an example of what you can create with our Structa Light® materials!

PRODUCT SPECIFICATION

TECHNICAL DATA

	MATERIAL THICKNESS				
	1 3/8"	1 5/8"	1 3/4"	2"	2 1/4"
SKIN THICKNESS	0.118"	0.240"	0.118"	0.240"	0.375"
CORE THICKNESS	1.120"	1.120"	1.500"	1.500"	1.500"
MAX SCREW WITHDRAWN FORCE, LBF	137	-	138	-	-
MAX SCREW TENSILE FORCE, LBF	138	-	379	-	-
MAX TENSILE STRENGTH, PSI	49	-	97	-	-
COMP, STRENGTH @5% STRAIN, PSI	236	-	324	-	-
MAX FLEXURE FORCE, LBF	218	-	270	-	-
MODULUS OF RUPTURE, PSI	1740	-	1740	-	-
MODULUS OF ELASTICITY, PSI	193483	-	19143	-	-
WEIGHT PER PANEL, LB** (48 X 96)	116	138	125	147	181

PACKAGING QUANTITY PER SKID

	MATERIAL THICKNESS				
SHEET SIZE	1 3/8"	1 5/8"	1 3/4"	2"	2 1/4"
48 X 96	34	30	27	24	20

* Testing conducted with Varianta Screw HC 013.30.900

** Actual measured length may vary due to temperature and humidity. Weight provided is for comparative analysis only.

Comparative Weight Analysis

MATERIAL	WEIGHT
3/4" PARTICLE BOARD	91 lbs
3/4" MDF	92 lbs
1" PARTICLE BOARD	120 lbs
1" MDF	120 lbs
1 1/8" PARTICLE BOARD	136.5 lbs
1 1/4" MDF	150 lbs
1 1/2" PARTICLE BOARD	174 lbs
1 1/2" MDF	180 lbs

NOTES: 4 x 8 SHEET COMPARISONS: Actual measured weight may vary due to temperature and humidity. Weight provided is for comparative analysis only.

FOAM LIGHT®

3/8" COMB LIGHT®

LIGHT TACK®

1/8" COMB LIGHT®

1/8" LUXA LIGHT®

STRUCTA LIGHT®

40.6 lbs 43.1 lbs N/A 50.8 lbs 19.4 lbs N/A

40.6 lbs 43.1 lbs N/A 50.8 lbs 19.4 lbs N/A

41.3 lbs 44 lbs N/A 56.3 lbs 24.9 lbs N/A

41.3 lbs 44 lbs N/A 56.3 lbs 24.9 lbs N/A

N/A N/A N/A N/A N/A 116 lbs
(1 3/8")

N/A N/A N/A N/A N/A 116 lbs
(1 3/8")

42.5 lbs 47.1 lbs N/A 67.7 lbs 36.3 lbs 125 lbs
(1 3/4")

42.5 lbs 47.1 lbs N/A 67.7 lbs 36.3 lbs 125 lbs
(1 3/4")

Product Applications



Retailers



Restaurants



Hotels



Film Studios



Furniture



Trade Shows



Museums



Offices



Public Spaces

PRODUCTS

- Ceiling Beams
- Suspended Panels
- Architectural Panels
- Transportation Applications
- Store Fixtures
- Displays
- Shelving
- Doors
- Work Surfaces
- Furniture
- Signage
- Whiteboards
- Tackboards

Our Projects

Beechcraft

This tradeshow booth for a premium provider of private jets utilized our abilities to create strong, stable lightweight panels. The structure went unsupported from side to side with overhead accents to install lighting and electrical as needed. The walls were made out of lightweight material in interlockable sections that were designed and engineered to form private offices complete with doors. These walls allowed the company to save costs on installation, while still maintaining the durability of a hollow wall.





Our Projects

Genesis

This luxury car manufacturer came up with a show stopper at an auto show with one of few exhibits highlighting an overhead feature.

These lightweight honeycomb core beams with intergrated LED lighting gave this brand the depth and luxury surroundings their vehicles deserved. Our lightweight ceiling beams made this tradeshow easy to handle and install while also hitting every design requirement within budget.






Our Projects

London Health Sciences Centre

This ceiling project required 3 x 10 and 1 x 6 inch beams up to 27 feet long. Our hollowcore panels replaced the original solid wood, creating the look the designer was after while solving the issue of support structure and saving them thousands of dollars in the process.

With the lighter weight of honeycomb products, the hardware to hang the structure was also more cost-effective. The uniqueness of these beautiful ceiling beams still amaze people with the spectacular results.





Our Projects

Nissan

This stunning tradeshow booth utilized lightweight beams to achieve the hanging and curved beam dividers. The high level of detail and design was carefully executed by our team to create a clean, modern look.

The beams are made out of our Foam Light® material with a two tone finish, wood laminate on one side and slate stone grey on the other side, to accomplish the sophisticated booth. Easy to install and dismantle, the lightweight beams were a showstopper.






Our Projects

Pizza Hut

This popular pizza restaurant wanted to update their signature locations to reflect a more upbeat industrial look. The design team was looking for cost reduction and opted for the open ceiling look. In some of the newer locations, there were very few features and the idea of steel I-beams was created. Using actual steel I-beams would have involved enormous material and installation cost. Working along with the designers, we were able to provide a hollowcore solution that looked exactly like the real thing and was suspended with steel wires.







Our Projects

Tradeshow Exhibits

This major exhibit company makes and manages thousands of tradeshows, and they have started using lightweight materials for their tradeshow walls and decorative ceiling accents. They commented that installation was a lot smoother with the lightweight panels, while the walls still provide the strength and durability that is needed.







THINK
LIGHTWEIGHT[®]
LIGHTWEIGHT PANEL TECHNOLOGY SOLUTIONS



info@thinklightweight.com
thinklightweight.com



519-688-0078



61 Townline Road, Tillsonburg
Ontario, Canada N4G2R5