

AUDITOR'S REPORT

We have audited the annexed balance sheet of the "**COMPREHENSIVE DISASTER RESPONSE SERVICES (CDRS)**" as at December 31, 2011 and the related Income and Expenditure Account and Statement of cash flow together with the notes forming part thereof (here-in-after referred to as the financial statements for the year then ended). It is the responsibility of the board of governors to establish and maintain a system of internal control, prepare and present the financial statements in conformity with the approved accounting standards as applicable in Pakistan. Our responsibility is to express an opinion on these financial statements based on our audit.

We conducted our audit in accordance with generally accepted auditing standards. Those standards require that we plan and perform the audit to obtain reasonable assurance about whether the financial statements are free of material misstatement. An audit includes examining on a test basis, evidence supporting the amounts and disclosures in the financial statements. An audit also includes assessing the accounting policies used and significant estimates made by management, as well as evaluating the overall presentation of the financial statements. We believe that our audit provides a reasonable basis for our opinion.

In our opinion the financial statements present fairly in all material respects the financial position of the "**COMPREHENSIVE DISASTER RESPONSE SERVICES (CDRS)**" as at December 31, 2011 and of its surplus and cash flow for the year then ended in accordance with the approved accounting standards as applicable in Pakistan.

Place: Rawalpindi
Dated: March 15, 2012



Tariq Hanif & Co.
Chartered Accountants




COMPREHENSIVE DISASTER RESPONSE SERVICES (CDRS)
BALANCE SHEET
AS AT DECEMBER 31, 2011

	NOTE	2011		2010	
		(PKR)	(USD)	(PKR)	(USD)
FUNDS					
Accumulated (deficit) of expenditure over income		8,296,489	92,389	3,710,894	43,175
CURRENT LIABILITIES					
Accrued Expenses and other Payables	4	1,470,597	16,376	1,298,750	15,111
			-		-
Contingencies and commitments	5	-	-	-	-
		9,767,086	108,765	5,009,644	58,286

The annexed notes from 1 to 11 form an integral part of these financial statements.
The Auditor's report is annexed hereto.



President



Member

TANGIBLE FIXED ASSETS

Operating Fixed Assets

NON-CURRENT ASSETS

Rent Deposit Security

CURRENT ASSETS

Cash & cash equivalents

Advances, Deposits & Pre-payments

NOTE	2011		2010	
	(PKR)	(USD)	(PKR)	(USD)
3	2,906,835	32,370	2,783,394	32,384
	-	-	-	-
8	100,000	1,114	70,000	814
	-	-	-	-
6	6,606,251	73,566	1,326,250	15,430
	-	-	-	-
7	154,000	1,715	830,000	9,657
	<u>9,767,086</u>	<u>108,765</u>	<u>5,009,644</u>	<u>58,286</u>



COMPREHENSIVE DISASTER RESPOSE SERVICES (CDRS)
STATEMENT OF CASH FLOW
FOR THE YEAR ENDED DECEMBER 31, 2011

	2011		2010	
	(PKR)	(USD)	(PKR)	(USD)
Cash Flows from Operating Activities				
Surplus of Income over expenditure	4,585,595	51,065	3,103,996	36,114
Depreciation charged during the year	761,334	8,478	542,786	6,315
Donations in Kind	-	-	(75,000)	(873)
	<u>761,334</u>	<u>8,478</u>	<u>467,786</u>	<u>5,443</u>
Cash flow before working capital change	5,346,929	59,543	3,571,782	41,557
Change in working capital				
Advances, Deposits & Pre-payments	676,000	7,528	(830,000)	(9,657)
Accrued Expenses and other Payables	171,847	1,914	1,140,230	13,266
Net Change in working Capital	847,847	9,442	310,230	3,609
Net cash from operating activities	6,194,776	68,984	3,882,012	45,166
Cash Flow from Investing Activities				
Payment for capital expenditure (Only Cash Payments)	(884,775)	(9,853)	(3,051,700)	(35,506)
Rent deposit security	(30,000)	(334)	(70,000)	(814)
Net cash from investing activities	(914,775)	(10,187)	(3,121,700)	(36,320)
Cash Flow from Financing Activities				
Net cash generated from financing activities	-	-	-	-
Net increase/ (Decrease) in cash and cash equivalents	5,280,001	58,797	760,312	8,846
Cash & cash equivalents Opening balance	1,326,250	14,769	565,938	6,585
Cash & cash equivalents Closing balance	6,606,251	73,566	1,326,250	15,430

R. Ali

President

Arshad

Member



COMPREHENSIVE DISASTER RESPONSE SERVICES (CDRS)
INCOME & EXPENDITURE ACCOUNT
FOR THE YEAR ENDED DECEMBER 31, 2011

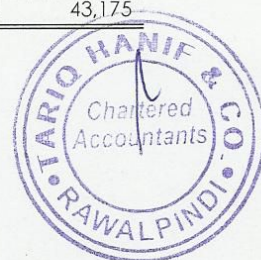
	NOTE	2011		2010	
		(PKR)	(USD)	(PKR)	(USD)
Income and Donations Received	9	40,488,033	450,869	48,408,436	563,216
		40,488,033	450,869	48,408,436	563,216
Less		-	-	-	-
Proram Expenses	10.1	26,022,796	289,786	37,445,034	435,661
Admin expenses	10.2	9,879,642	110,018	7,859,406	91,442
Total Expenses	10	35,902,438	399,804	45,304,439	527,102
Surplus of the Incomes over expenditure for the year		4,585,595	51,065	3,103,996	36,114
Surplus of income over expenditure brought forward		3,710,894	41,324	606,898	7,061
		-	-	-	-
Surplus of income over expenditure carried forward		<u>8,296,489</u>	<u>92,389</u>	<u>3,710,894</u>	<u>43,175</u>

Qalid

President

Astia

Member



**COMPREHENSIVE DISASTER RESPONSE SERVICES
NOTES TO THE FINANCIAL STATEMENTS
FOR THE YEAR ENDED DECEMBER 31, 2011**

1. Status and Nature of Activities

- 1.1 The Comprehensive Disaster Response Services (CDRS) was registered under Pakistan Societies Act 1860/21 applicable to Azad Government of the State of Jammu & Kashmir Muzaffarabad on March 05, 2007. The society is a non-profit organization which aid, assist, set up, maintain, administer and run hospitals nursing homes, laboratories, mother and child care centers, clinics or other centers connected or concerned directly or indirectly with the care of the human body, promoting welfare of public at large at any place or places in the district Muzaffarabad and other districts and areas of State of Azad Jammu & Kashmir.
- 1.2 The registered office of the Society is situated at Union Council Chikar, District Muzaffarabad, State of Azad Jammu and Kashmir (AJK) or such other place as, from time to time, may be determined by the Board of Governors (the "BOARD") of the society.
- 1.3 These financial statements cover all the activities of Comprehensive Disaster Response Services (CDRS) which is a society registered under the Societies Registration Act, 1860 in Pakistan.

2. Summary of Significant Accounting Policies

2.1 Statement of Compliance

These financial statements have been prepared in accordance with approved accounting standards applicable in Pakistan.

2.2 Accounting convention

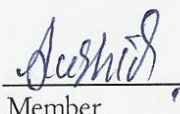
These accounts have been prepared under the historical cost convention on accrual basis of accounting.

2.3 Management responsibility for financial statements

The Board of the Governors of the Society is responsible for the preparation and presentation of financial statements. The reporting currency of the financial statements is Pakistani Rupee. These financial statements of the Society have been prepared for the year from January 01, 2010 to December 31, 2010.



President



Member



FOR THE YEAR ENDED DECEMBER 31, 2011

3 Operating Fixed Assets

Particulars	Cost			Rate	Depreciation			(PKR)	(USD)
	As at January 01, 2011	Additions/ (Disposals)	As at December 31, 2011	%	As at January 01, 2011	For the Year	As at December 31, 2011	W.D.V	W.D.V
								As at December 31, 2011	As at December 31, 2011
Electric Appliances	224,890	171,315	396,205	15	103,128	59,431	162,559	233,646	2,602
Other Appliances	36,500	-	36,500	15	5,475	5,475	10,950	25,550	285
Office Equipments	11,850	10,000	21,850	15	1,778	3,278	5,056	16,794	187
Furniture Fixture & Fittings	259,535	108,980	368,515	15	46,478	55,277	101,755	266,760	2,971
Medical Equipments	2,723,952	31,090	2,755,042	15	584,893	413,256	998,149	1,756,893	19,565
Ultra Sound Machine	-	237,050	237,050	15	-	35,558	35,558	201,492	2,244
Air-Conditioners (See Note 9.3)	75,000	-	75,000	15	11,250	11,250	22,500	52,500	585
Generator	-	104,060	104,060	15	-	15,609	15,609	88,451	985
Digital Camera	27,800	25,000	52,800	30	8,340	15,840	24,180	28,620	319
Laptops	202,950	-	202,950	30	60,885	60,885	121,770	81,180	904
Computer & Accessories	87,635	197,280	284,915	30	44,491	85,475	129,966	154,949	1,725
TOTAL 2011	3,650,112	884,775	4,534,887		866,718	761,334	1,628,052	2,906,835	32,370

David

President


Ashraf


Member



COMPREHENSIVE DISASTER RESPOSE SERVICES (CDRS)
NOTES TO THE FINANCIAL STATEMENTS
FOR THE YEAR ENDED DECEMBER 31, 2011

	NOTE	2011		2010	
		(PKR)	(USD)	(PKR)	(USD)
4	Accrued Expenses & Other Payables				
	Salaries Payable	1,238,179	13,788	685,750	7,978
	Payable to Dr Zara Yousafzai	87,150	970	-	-
	Accounting Service Fee	-	-	30,000	349
	Payable to Sonic Peacemakers	-	-	-	-
	Payable to Dr. Sharif for Medical Camps	-	-	247,000	2,874
	CDRS Chikar (AJK) Facility Dec 2010 Expenses Payable	-	-	134,000	1,559
	Vehicle Rent Payable	-	-	142,000	1,652
	Audit Fee Payable	75,000	835	60,000	698
	Payroll Taxes Payable	55,108	614	-	-
	Supplier Tax Payable	15,160	169	-	-
		1,470,597	16,376	1,298,750	15,111
5	Contingencies and Commitments				
	There were no contingencies and commitments as at year-end	-	-	-	-
6	Cash and Cash Equivalents				
	NBP A/c No. 11762-5-CBSS	222,779	2,481	222,779	2,592
	MCB A/C# 059301010048832 (CDRS)	5,699,180	63,465	988,905	11,506
	Cash in hand	684,292	7,620	114,566	1,333
		6,606,251	73,566	1,326,250	15,430
7	Advances, Deposits & Prepayments				
	Refundable Security for Containers	-	-	200,000	2,327
	Pre-paid Rent	154,000	1,715	630,000	7,330
		154,000	1,715	830,000	9,657
8	Rent Deposit Security				
	Security deposit (Refundable) for CDRS new office building	100,000	1,114	70,000	814
9	Incomes & Donations Received				
9.1	Cash Incomes & Donations				
	Global Giving Disbursements	684,037	7,617	23,731,070	276,103
	Donation from Dr.Samia	30,000	334	-	-
	Collection from Chikar Community	428,688	4,774	-	-
	Donation from Dr.Zahra	75,000	835	-	-
	Collection of Community Funds	-	-	603,551	7,022
	Donation from Todd Shea	120,000	1,336	850,000	9,889
	Shine Humanity Disbursements	33,394,635	371,878	12,014,287	139,782
	Donations from Hashu Foundation	1,060,000	11,804	-	-
	Donations from IMANA	1,012,229	11,272	-	-
	Received from Dubai	-	-	1,274,623	14,830
	Donations from Jeep Club	200,000	2,227	-	-
	Received from Imam Organization, Iran	-	-	1,201,193	13,975
	Received from RBS (Pakistan)	-	-	1,987,273	23,121
	OPD Fee Collection from Charsadda	75,280	838	-	-
	OPD Fee Collection from Swat	256,105	2,852	-	-
	Donations from Swiss Embassy	882,500	9,827	-	-
	Received from Pakistan	-	-	994,510	11,571
	Deposited into CDRS Account from within Pakistan	1,569,559	17,478	5,129,338	59,678
	Cash Donations from general public	-	-	541,500	6,300
	Zakat Donations from Dr Seema	700,000	7,795	-	-
		40,488,033	450,869	48,327,346	562,273
9.2	Other Incomes				
	Bank Interest	-	-	6,090	71
9.3	Donations in Kind				
	Five (5) Air-Conditioners assessed amounting to PKR 15,000 per	-	-	75,000	873
	Total Incomes & Donations (9.1 to 9.3)	40,488,033	450,869	48,408,436	563,216


President


Member



10.1 Programme and Administrative Expenses

Medicine, Medical Supplies	6,268,993	69,811	10,395,119	120,944
Medication : Medical Camps	219,200	2,441	-	-
Medication to Poor	87,150	970	-	-
Construction Materials & Supplies	313,308	3,489	-	-
Food Aid	686,400	7,644	693,292	8,066
Donations in Kind	195,000	2,171	39,705	462
Water and Water Purification	-	-	804,942	9,365
Farming & Livestock	604,000	6,726	-	-
Ambulance Fuel	17,600	196	-	-
Clothing & Shoes Aid	-	-	135,850	1,581
Large Tents to separate Livestock from Residential Space	-	-	35,000	407
Donations of Holy Quran to replace those lost in Flood	-	-	108,480	1,262
Mosquito Spray and nets	72,100	803	99,000	1,152
Mosquito Killer Machines	-	-	18,000	209
Cash Donation Help Global Disaster Relief Org. Buy Ambulance for Swat	-	-	200,000	2,327
Livelihood Redevelopment in Swat (Bees, Water Pumps, Flour Mills)	63,000	702	1,667,063	19,396
Cash Donations	456,488	5,083	739,010	8,598
Happiness Eid Gifts for Children Campaign with Noori	-	-	300,000	3,490
Food Hospitality	1,772,959	19,743	1,862,747	21,672
Hotel Accommodation	84,312	939	674,660	7,849
House Rent-Facility	249,000	2,773	60,000	698
Orphanage Treatment	29,000	323	-	-
Other Donations	47,445	528	-	-
Gas Cylinder Refilling	121,560	1,354	180,452	2,099
General Supplies	194,401	2,165	398,670	4,638
Communication	256,950	2,861	191,890	2,233
Transportation Rental	224,473	2,500	448,038	5,213
Vehicle Rental	994,000	11,069	1,388,555	16,155
Vehicle Fuel	633,207	7,051	864,601	10,059
Generator Fuel	95,388	1,062	12,820	149
Vehicle Repair & Maintenance	77,805	866	135,256	1,574
Ambulance Repair	10,600	118	-	-
Clearance Charges for Containers	-	-	262,730	3,057
Highway Tolls	11,885	132	13,031	152
Domestic Train and Bus Fare	159,821	1,780	610,454	7,102
Air Fare	378,166	4,211	51,756	602
Personnel Salaries	11,092,245	123,522	5,528,061	64,317
Salaries for Temporary Employees	56,000	624	1,565,370	18,213
PCP Certification Fee	100,500	1,119	-	-
Utility Bills	234,697	2,614	59,592	693
Individual Donations and Miscellaneous expenses	-	-	276,718	3,220
Health Fair on Anti Smoking	15,145	169	-	-
Clean Water Project at Dadu- Sindh	-	-	935,000	10,878
House-hold donations via Hisaar Foundation	-	-	1,000,000	11,635
Donation to UM Healthcare	-	-	3,717,000	43,246
Security for Container Written off	200,000	2,227	-	-
Sub-Total (Note-10.1)	26,022,796	289,786	37,445,034	435,661

10.2 Administration Expenses

Medication for Employees	37,264	415	-	-
Newspapers and Periodicals	5,057	56	-	-
Inauguration of Office	-	-	250,000	2,909
Money Fee Transfers	19,019	212	-	-
Postage & Courier Charges	8,055	90	-	-
Audit Fee	75,000	835	60,000	698
Accounting Service Charges	-	-	405,000	4,712
IT Services	76,000	846	12,717	148
Building Repair	12,780	142	130,840	1,522
Equipment Repair	80,410	895	-	-
Real Estate Broker's Fee for Islamabad Office	-	-	35,000	407
Cleaning Supplies	74,124	825	-	-
Office Supplies	217,483	2,422	147,384	1,715
Media Coverage	-	-	21,500	250
Computer Repair	28,080	313	13,545	158
Laundry	15,503	173	19,138	223
Janitorial Services	84,480	941	34,875	406
Miscellaneous Expenses	319,925	3,563	661,000	7,691
Bank Service Charges	110,604	1,232	76,166	886
Depreciation Expense	761,334	8,478	542,786	6,315
Inventory for Shine Both	123,335	1,373	-	-
ED US Trip Expenses	85,000	947	-	-
ED Vacation Expense	100,000	1,114	-	-
Food Hospitality	759,839	8,461	798,320	9,288
Rent Expense	938,000	10,445	520,500	6,056
General Supplies	83,315	928	170,859	1,988
Communication	110,122	1,226	82,239	957
Transportation Rental	96,203	1,071	192,016	2,234
Vehicle Rental	426,000	4,744	595,095	6,924
Vehicle Fuel	271,374	3,022	370,543	4,311
Vehicle Repair & Maintenance	33,345	371	57,967	674
Highway Tolls	5,093	57	5,585	65
Domestic Train and Bus Fare	68,495	763	261,623	3,044
Personnel Salaries	4,753,819	52,938	2,369,169	27,565
Utility Bills	100,584	1,120	25,539	297
Sub-Total (Note-10.2)	9,879,642	110,018	7,859,406	91,442

Total of Note 10

35,902,438	399,804	45,304,440	527,102
------------	---------	------------	---------

General

Figures have been rounded off to the nearest Pakistani rupee.

Qasim
President

Arif
Member

