




**CONNECT
HOMES**

SHELTER

High quality, efficient, rapid deployment
shelter and housing solutions.

PERMANENT OR TEMPORARY HOUSING SOLUTIONS

Our factory-built structures are durable, scalable, and completed in weeks, not months or years. We partner with you to create a solution that fits your build site, compliance and regulatory mandates, and the unique needs of your population.





PROVEN, AWARD-WINNING SOLUTIONS

Since 2013, we've built outstanding homes. We're ready to put our expertise to work for you.

SCALABLE & CONFIGURABLE

Choose from 1-, 2- and 3-story configurations. Customize with 1 - 4 bedrooms, en-suite bathrooms and kitchenettes, and ADA compliance.

EFFICIENT & AFFORDABLE

Assembly-line production reduces timing and costs. We can create as many sleeping units as you need, for as low as \$25,000 per bed.

ARCHITECT-DESIGNED

Our shelters give residents dignity, comfort, and privacy. Unlike shed structures, our shelters are designed to feel like home.

DURABLE & SUSTAINABLE

Estimated lifespan of 50 years. Structures can be relocated and temporary uses can be up-cycled into permanent housing. 60% less waste than traditional construction.

TEMPORARY, INTERIM & PERMANENT HOUSING

Whether you need to set up temporary housing quickly, or permanent housing that's connected to municipal infrastructure, Connect Homes has you covered.



MODELS

Whether you need to house dozens of people or hundreds, Connect Homes can help. We offer a variety of flexible, scalable housing options.



SHELTER ONE +

1 BED, 1 BATH, ADA

Dimensions:

40' x 8'

Bedrooms: 1

Bathrooms: 1

ADA

Compliant



SHELTER ONE K

1 BED, 1 BATH + KITCHENETTE

Dimensions:

40' x 10'

Bedrooms: 1

Bathrooms: 1

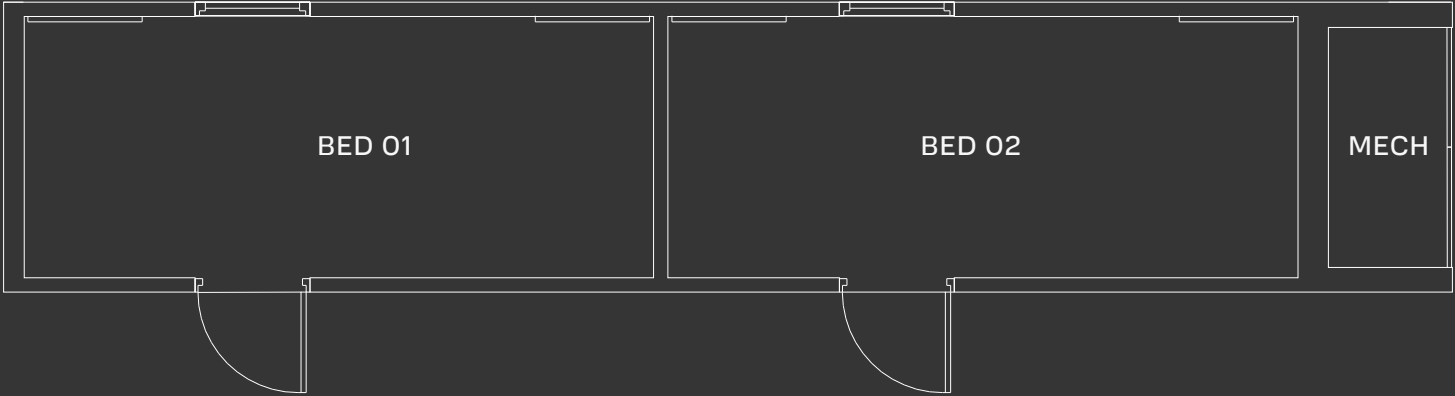


SHELTER TWO

2 BED

Dimensions: 40' x 8'

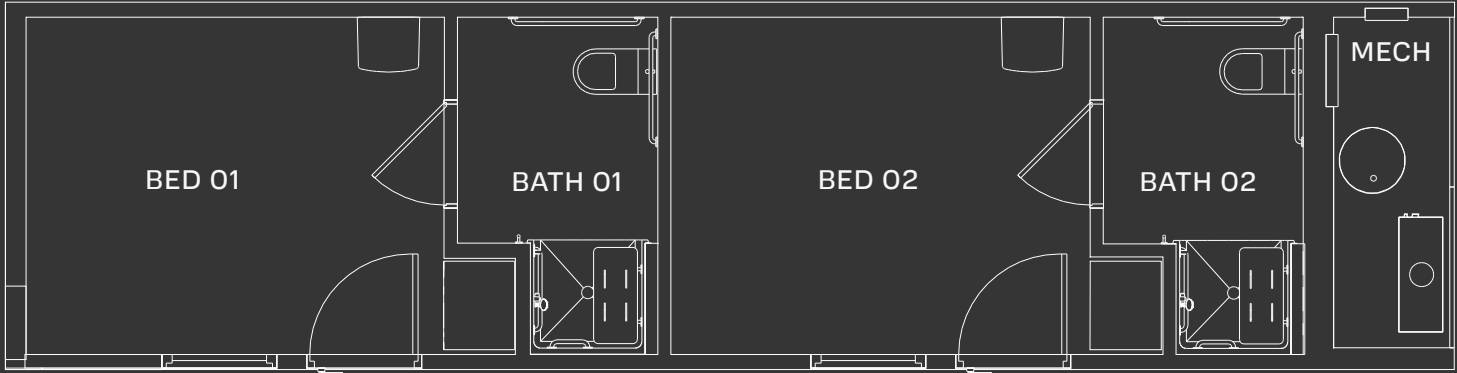
Bedrooms: 2



SHELTER TWO +

2 BED, 2 BATH

Dimensions: 40' x 10'
Bedrooms: 2
Bathrooms: 2



SHELTER TWO K

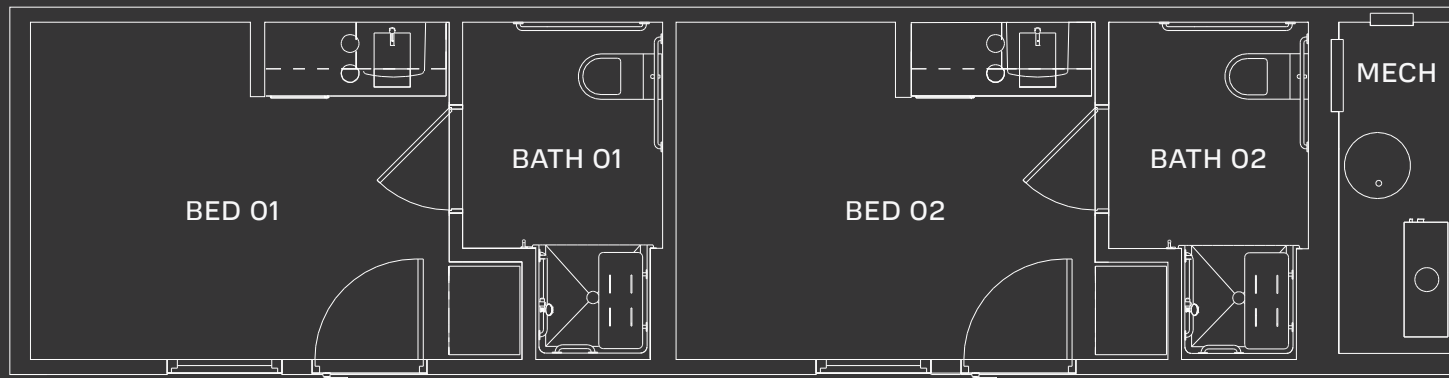
2 BED, 2 BATH + KITCHENETTE

Dimensions:

40' x 10'

Bedrooms: 2

Bathrooms: 2

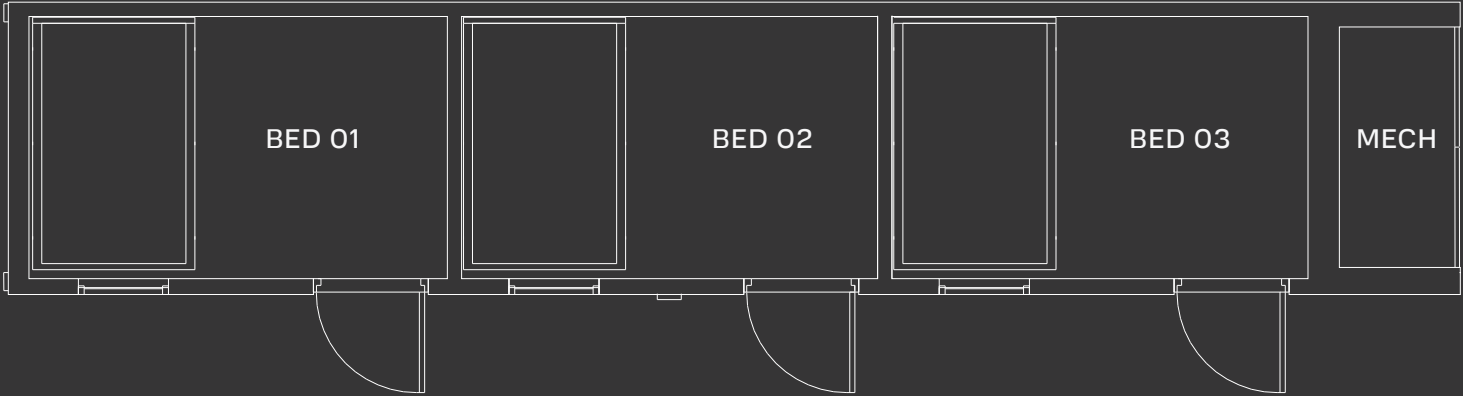


SHELTER THREE

3 BED

Dimensions: 40' x 8'

Bedrooms: 3



SHELTER THREE +

3 BED, 3 BATH

Dimensions:

40' x 9'

Bedrooms: 3

Bathrooms: 3



SHELTER FOUR

4 BED

Dimensions: 40' x 8'
Bedrooms: 4



CASE STUDIES



MOUNTAIN VIEW, CALIFORNIA

HOMEKEY, 2021

We helped transform a car storage facility into housing for 120 people who were experiencing homelessness. This project won the prestigious ULI Award for Excellence.





ROHNERT PARK, CALIFORNIA

HOMEKEY, 2022

From the start of production to move-in day, Connect Homes created 15 Shelter Four models in just over three months. Rohnert Park currently provides comfortable, reliable housing for 60 residents.





VICTORVILLE, CALIFORNIA

HOMEKEY, 2023

The Victorville campus features 46 shelter modules, with 170 beds and 26 modules of community space (10,000 ft²). The campus also includes an on-site cafeteria, wellness center, recuperative center and clinic.





THATCHER SCHOOL, OJAI, CALIFORNIA

2020

A boarding school in Ojai hired us to provide five Shelter Three units to temporarily house day students during the COVID-19 pandemic. We installed the modules on sports courts, and added temporary plumbing for the en-suite bathrooms. The units have since been relocated to South Los Angeles, to become permanent housing for young adults transitioning out of foster care.







connect-homes.com/shelter

Connect Homes
Bradbury Building
304 S Broadway, Suite 320
Los Angeles, CA 90013

hello@connect-homes.com
(888) 959-2261

Updated 05.17.23