



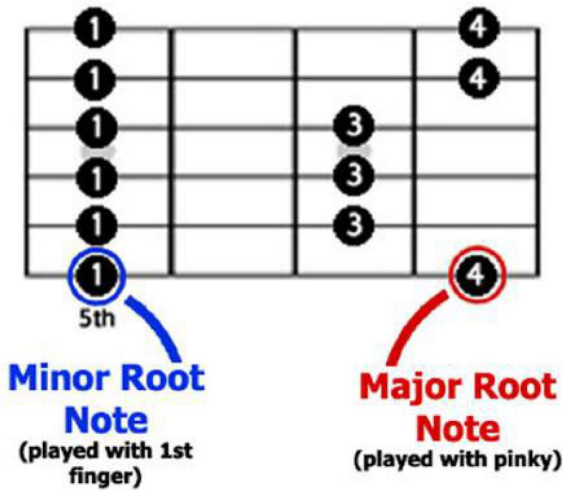
HOW TO INSTANTLY SOLO IN ANY KEY



HOW TO INSTANTLY SOLO IN ANY MAJOR OR MINOR KEY

Step 1: Learn The 'G' Pentatonic Scale Pattern

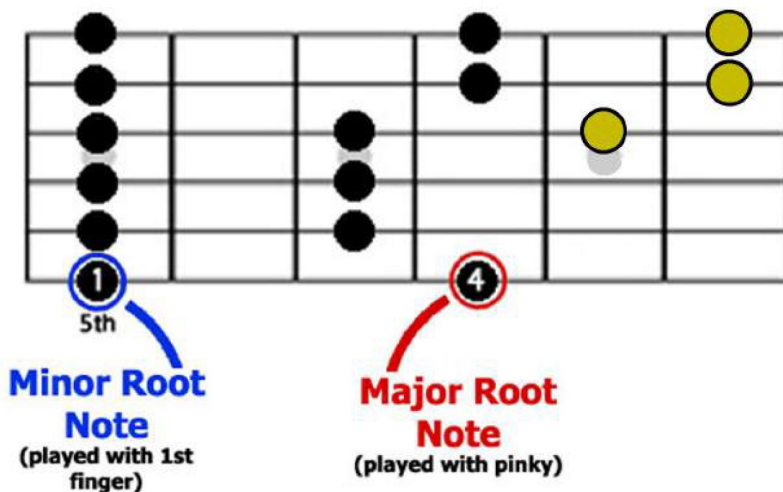
G Pentatonic Scale Pattern



Key Points To Remember:

- Decide which key you are going to play in
- Place the Major or Minor root note onto the note of the key you want
- For instance, if you want to play in D Major, place the Major root note (pictured in red) onto a D note. This will position the entire pattern to be in the key of D Major
- If you want to play in F# Minor, place the Minor root note (pictured in Blue) onto a F# note. This will position the entire pattern into the key of F# Minor

Step 2: Add In The Yellow Notes



- Each Major key have what is called a 'relative minor' and each Minor key has it's 'relative major' meaning that both keys use the same notes (For example, C Major and A Minor use the same notes).

- Start slowly with your improvisation, practice daily and jam along to backing tracks often. You will have lots of fun and continue to make your improvisation sound better and better.



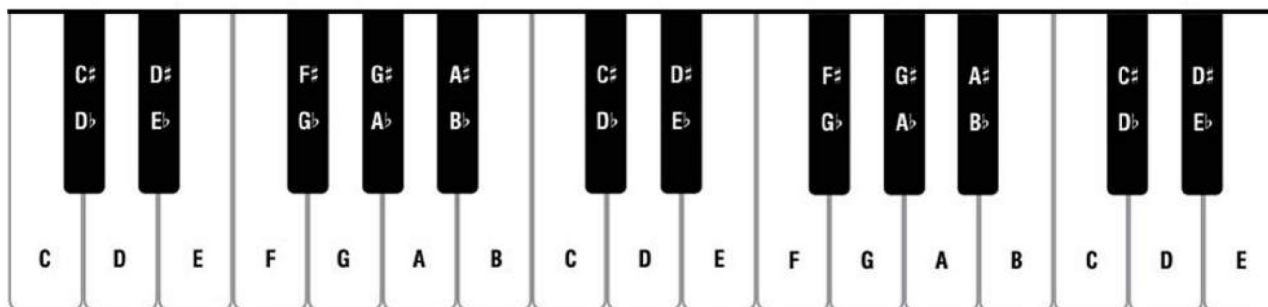
HOW TO INSTANTLY SOLO IN ANY MAJOR OR MINOR KEY

Music Alphabet

A A#/B \flat B C C#/D \flat D D#/E \flat E F F#/G \flat G G#/A \flat

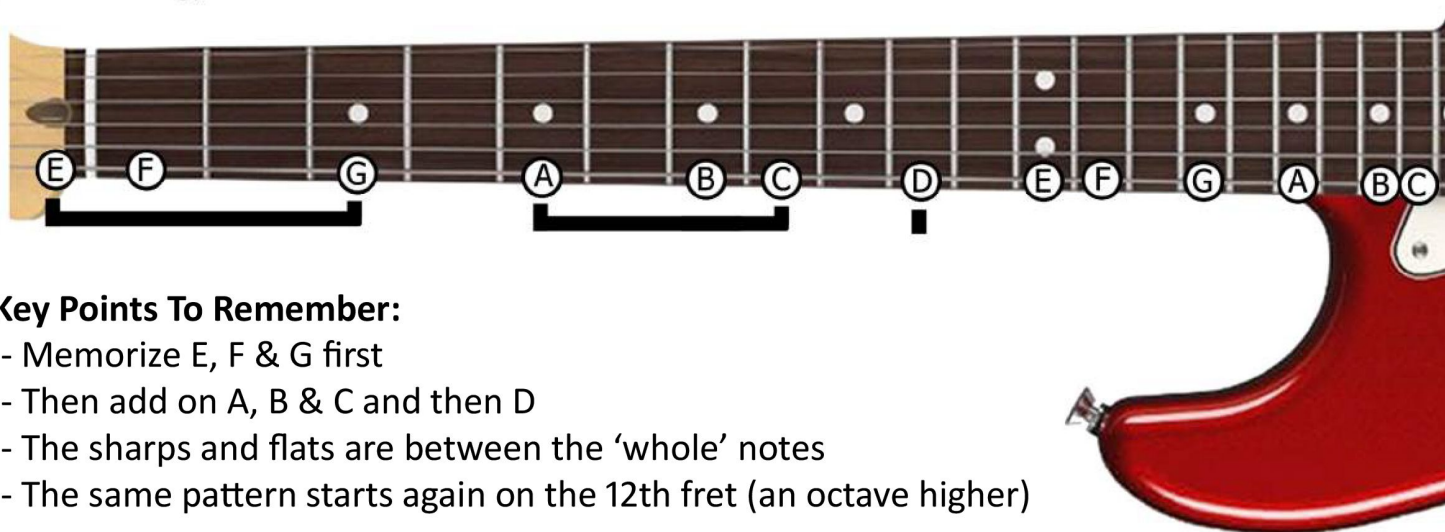
Key Points To Remember:

- There are no sharps & flats between B&C and E&F
- The musical alphabet links back to the start (AKA a note higher than G# would be A)



Notes On The Top String

(Low E String)



Key Points To Remember:

- Memorize E, F & G first
- Then add on A, B & C and then D
- The sharps and flats are between the 'whole' notes
- The same pattern starts again on the 12th fret (an octave higher)



HOW TO INSTANTLY SOLO IN ANY MAJOR OR MINOR KEY

Remember you can watch this lesson at any time.



[Click Here To Watch "How To Instantly Solo In Any Key" Video](#)



Charlie Wallace
Guitar Mastery Method

Disclaimer: The information in this PDF and accompanying video is for informational purposes only and Guitar Mastery Method takes no responsibility for any injury that may occur as a result of doing the exercises, stretches and examples described.